


# PRODUCT CATALOG ISSUE | 23

**RENISHAW**   
apply innovation™

MACHINE CALIBRATION





MACHINE TOOL PROBES  
AND SOFTWARE



CMM PROBES, SOFTWARE  
AND RETROFITS



EQUATOR™ GAUGING SYSTEMS



STYLI AND ACCESSORIES

METROLOGY FIXTURES

METAL 3D PRINTING

ENCODERS



# Introduction

## Foreword

All prices are quoted in U.S. dollars and are subject to change without notice. Prices include packaging, but exclude freight, tax and insurance (where applicable).

All freight is shipped F.O.B. 1001 Wesemann Drive, West Dundee, IL 60118. Renishaw automatically ships and insures items via United Parcel Service unless the customer specifies otherwise.

Renishaw's terms of business are thirty (30) days net.

**Renishaw's return policy for unused items returned by customers is as follows:**

A notice requesting goods to be returned must occur within 30 days of shipment. A Return Goods Authorization number (RGA) will be issued by Renishaw's Customer Service department and is required prior to goods being returned. Goods must then be returned within 30 days of issue date. The RGA number must be noted on all paperwork and labels for return. Shipment to Renishaw without an RGA number may be refused.

Goods returned for reasons other than quality issues will be subject to a restocking fee of \$95 or 20% of the net price, whichever is greater. After 60 days, no product will be accepted for return.

Returned product will be inspected and credit will be issued, except where an item is damaged, incomplete, or not in the original packaging. Specials, or non-standard assembled products, are non-returnable.

If you require further information regarding Renishaw products, please contact us at:

Phone: 847-286-9953

Fax: 847-286-9974

email: [susan.wilm@renishaw.com](mailto:susan.wilm@renishaw.com)

Internet: [www.renishaw.com](http://www.renishaw.com)

### The Renishaw mission

Renishaw will design, manufacture and supply metrology systems of the highest quality and reliability to enable customers worldwide to carry out dimensional measurements to traceable standards.

Our product offerings will enhance quality and productivity, and we will strive for total customer satisfaction through superior customer service.

Our aim is to provide leading edge technology by encouraging innovation to address our customers' needs.

We are committed to sustained growth through continued investment in product development and manufacturing methods.

Renishaw wishes to be recognized collectively and individually as leaders and contributors in our field and our community.

We wish to achieve our aims in a way that is caring, open and honest.

Renishaw is an environmentally conscious and responsible company. We will strive to ensure that all aspects of the business have the least harmful effect on the environment.



## Table of contents

### Section 1 – Coordinate measuring machine probes

<b>Fixed and manual probe heads</b> .....	1-2
PH1 .....	1-2
PH6 .....	1-2
PH6A .....	1-2
PH6M .....	1-2
MH8 .....	1-3
MIH .....	1-3
MH20i .....	1-4
RTP20 .....	1-5
<b>Motorized probe heads</b> .....	1-7
PH10T PLUS .....	1-7
PH10M PLUS .....	1-7
PH10MQ PLUS .....	1-8
PH10M-iQ PLUS .....	1-8
<b>Motorized probe head accessories</b> .....	1-9
PH20 .....	1-11
TCR20 .....	1-13
REVO-2® .....	1-14
RVP vision probe for REVO-2® .....	1-17
RUP1 ultrasonic probe .....	1-20
SFP2 surface finish probe .....	1-21
<b>Touch probes</b> .....	1-24
TP1S/TP1SM .....	1-24
TP20/TP20 NI modular probes .....	1-25
MCR20 .....	1-29
TP2 5-way .....	1-30
TP6/TP6A .....	1-30
TP7M .....	1-31
TP7M EP .....	1-31
TP200/TP200B modular probes .....	1-32
SCR200 .....	1-34
<b>Special probing systems</b> .....	1-35
SP25 .....	1-35
FCR25 .....	1-38
SP80 .....	1-39
SP80H .....	1-40
SP600M .....	1-42
SP600Q .....	1-42
SCR600 stylus changing rack .....	1-42
<b>Gram gage</b> .....	1-43
<b>CMM probe shanks</b> .....	1-44
<b>CMM cables</b> .....	1-47
<b>Extensions</b> .....	1-49
<b>Interfaces</b> .....	1-50
PI7-3 .....	1-50
PI200-3 .....	1-51
IS1-2 .....	1-51
<b>Mounting brackets</b> .....	1-52
<b>Autochange system</b> .....	1-53
ACR1 autochange rack with adjustable base .....	1-53
ACC2-2 autochange controller .....	1-53
ACR1 autochange system accessories .....	1-54
ACR3 autochange rack .....	1-55
MRS kits .....	1-55
MRS2 kits .....	1-57
<b>Datum sphere</b> .....	1-58
<b>Probe extension kits</b> .....	1-59
<b>Stylus tools</b> .....	1-60
<b>Tool kits</b> .....	1-61
<b>CMM metrology software</b> .....	1-62
<b>Renishaw services</b> .....	1-64

### Section 2 – Machine tool probes

<b>Inspection probes for machining centers</b> .....	2-2
MP15 .....	2-2
OMP40-2 .....	2-3
OMP400 .....	2-5
OMP60 .....	2-7
OMP60M .....	2-9
OMP600 .....	2-10
RMP40 .....	2-12
RMP400 .....	2-13
RMP60 .....	2-14
RMP60M .....	2-15
RMP600 .....	2-16
<b>Shanks and Toolholders</b> .....	2-17
ACS-1 .....	2-18
<b>Tool setting probes for machining centers</b> .....	2-19
NC4 tool setter .....	2-19
OTS .....	2-22
RTS .....	2-23
TS27R .....	2-24
TS34 .....	2-25
LTS .....	2-26
TRS2 .....	2-27
<b>Inspection probes for turning centers</b> .....	2-28
OLP40 .....	2-28
OMP40M .....	2-30
RLP40 .....	2-31
RMP40M .....	2-32
LP2 .....	2-33
LP2H .....	2-33
LP2DD .....	2-33
MP250 .....	2-36
<b>Tool setting for turning centers</b> .....	2-37
High precision removable arm (HPRA) .....	2-37
High precision pull-down arm (HPPA) .....	2-39
High precision motorized arm (HPMA) .....	2-39
APC products .....	2-42
RP1, RP2 and RP3 tool setting probes .....	2-43
<b>Interfaces</b> .....	2-44
OSI interface .....	2-44
HSI interface .....	2-44
HSI-C interface .....	2-44
NCi-6 interface .....	2-44
<b>Receivers and interfaces</b> .....	2-45
OMI-2 .....	2-45
OMI-2T .....	2-45
OMM-2 optical machine module .....	2-45
RMI-Q radio machine interface .....	2-46
<b>Lathe tool setting arm interfaces</b> .....	2-47
TSi2 .....	2-47
TSi2-C .....	2-47
TSi3 .....	2-47
TSi3-C .....	2-47
TSi3-P .....	2-47
TSi3-CP .....	2-47
<b>Machine tool software</b> .....	2-48
Macro based programming .....	2-48
AxiSet™ Check-Up .....	2-51
Off-line programming .....	2-53
Renishaw Capps-NC .....	2-53
<b>Probe retrofit questionnaire</b> .....	2-57
<b>Additional retrofit customer information</b> .....	2-58

## Section 3 – Gauging systems

Equator 300 combination kits .....	3-3
Equator™ 500 .....	3-4
Replacement equipment.....	3-6
Optional equipment .....	3-7
Fixturing components.....	3-9
Equator™ probe kit.....	3-9
Equator™ stylus kits.....	3-9
Equator™ MODUS™ software training.....	3-10

## Section 4 – Fixtures

<b>Why choose Renishaw fixtures?</b> .....	4-3
<b>Your fixture application</b> .....	4-4
<b>Fixturing solutions</b> .....	4-5
Metrology fixture tables .....	4-5
FixtureBuilder software .....	4-6
Custom designed fixtures.....	4-7
QuickLoad™ rail system.....	4-8
QuickLoad™ corner (QLC).....	4-10
Interchangeable vision fixture (IVF).....	4-10
<b>Fixture kits</b> .....	4-11
Steps to building the right fixture kit.....	4-11
<b>Fixture base plates</b> .....	4-12
Choosing the correct fixture base plate.....	4-12
CMM base plates .....	4-13
Vision base plates .....	4-14
Equator™ gauging system base plates.....	4-15
<b>CMM and Equator™ gauging system component sets</b> .....	4-16
M4 CMM and Equator system component set: Clamping ....	4-16
M6 CMM and Equator system component sets: Clamping...	4-17
M6 CMM and Equator system component sets: Magnetic and clamping .....	4-18
M8 CMM and Equator system component sets: Clamping...	4-19
M8 CMM and Equator system component sets: Magnetic and clamping .....	4-20
1/4-20 CMM and Equator system component sets: Clamping .....	4-21
1/4-20 CMM and Equator system component sets: Magnetic and clamping.....	4-22
<b>Vision component sets</b> .....	4-23
M4 vision component sets .....	4-23
M6 vision component set.....	4-24
1/4-20 vision component sets.....	4-25
<b>Modular fixturing components</b> .....	4-26
Adjustables .....	4-27
Clamps .....	4-32
Magnets.....	4-40
Miscellaneous.....	4-42
Standoffs .....	4-46
Suction cups.....	4-50
Towers .....	4-53
Trays .....	4-55

## Section 5 – Portable laser measurement and calibration

<b>XM multi-axis calibration systems</b> .....	5-2
XM-60 .....	5-2
XM-600 .....	5-2
XM components and accessories.....	5-3
<b>XK laser alignment system</b> .....	5-5
XK fixture kit .....	5-5
XK components and accessories .....	5-6
<b>QC20 wireless ballbar</b> .....	5-8
QC20 ballbar kit with glass calibrator .....	5-9
QC10 trade-in for QC20.....	5-9
API, Heidenhain telescoping ballbar trade-in for QC20 kit with glass calibrator .....	5-9
QC20 ballbar upgrade kit.....	5-9
QC20 system carrying case .....	5-10
Small circle accessory kit .....	5-10
VTL adaptor kit .....	5-10
Lathe adaptor kit.....	5-10
Ballbar TRACE kit.....	5-11
QC20 ballbar system spare parts.....	5-12
Glass calibrator.....	5-13
Cover ring.....	5-13
Tool cup assembly .....	5-13
Tool cup extension.....	5-13
Transducer ball .....	5-13
Battery end cap assembly .....	5-13
Center ball .....	5-13
Center pivot assembly .....	5-14
Center cup .....	5-14
Setting ball.....	5-14
Extension bars.....	5-14
Spanner set .....	5-14
Spherical adaptor .....	5-14
30 mm small circle adaptor.....	5-14
Validation card .....	5-15
Validation card holder .....	5-15
Cup cleaning kit.....	5-15
50 mm glass calibrator .....	5-15
Small circle adaptor.....	5-15
Spindle bar assembly .....	5-15
Cup screw assembly.....	5-15
Bluetooth® USB wireless adaptor.....	5-15
Lithium battery for QC20 .....	5-15
<b>Machine checking gage</b> .....	5-16
MCG – 101 single arm kit.....	5-16
MCG – 151 single arm kit.....	5-16
MCG – 226 single arm kit.....	5-16
MCG – 380 single arm kit.....	5-16
MCG – 532 single arm kit.....	5-16
MCG – 685 single arm kit.....	5-16
<b>XL laser calibration system</b> .....	5-17
XL laser system components .....	5-18
XL laser calibration systems.....	5-20
Base system kit .....	5-20
Linear system kit.....	5-20
Linear/angular system kit.....	5-20
Advanced system kit.....	5-20
Flatness system kit .....	5-21
ML-10 to XL-80 upgrade.....	5-21
HP, Agilent, Keysight laser interferometer system to XL-80 upgrade .....	5-21
Optodyne to XL-80 upgrade .....	5-21
<b>Optics</b> .....	5-22
Linear kit.....	5-22
Small linear accessory kit.....	5-22
Long range linear optics kit.....	5-22
Angular kit.....	5-22
Linear/angular combination kit.....	5-22
Straightness measurement kit.....	5-23

Straightness accessory kit.....	5-23
Squareness measurement .....	5-23
Flatness measurement kit .....	5-23
Standard optics mounting kit .....	5-23
Magnetic base .....	5-23
CMM optics mounting kit .....	5-24
Beam steerer.....	5-24
Swivel mirror.....	5-24
Fixed turning mirror .....	5-24
Quarter wave plate .....	5-24
Straightness shutter.....	5-24
Pan and tilt adaptor .....	5-24
Linear diagonal measurement fixture kit.....	5-25
Fixture kit.....	5-25
Optic adaptor plate .....	5-25
<b>Tripods and cases .....</b>	<b>5-26</b>
Universal tripod.....	5-26
XL translation stage.....	5-26
Tripod adaptor.....	5-26
Tripod converter ML-XL .....	5-26
Magnetic base adaptor .....	5-26
Universal tripod case .....	5-26
Base system case .....	5-26
Full system case.....	5-26
<b>TB20 universal kit.....</b>	<b>5-27</b>
TB20 upgrade from TB10 .....	5-27
TB20 connector kit.....	5-27
XL trigger cable .....	5-27
Power USB cable.....	5-27
USB power supply.....	5-27
<b>Software .....</b>	<b>5-28</b>
XCAl-View analysis software .....	5-28
QuickView XL software.....	5-28
<b>Spare parts.....</b>	<b>5-29</b>
Clamp block.....	5-29
Locking screw assembly.....	5-29
Locking screw pressure pad.....	5-29
Clamp screws .....	5-29
Mounting pillars .....	5-29
Straightness accessory base .....	5-30
Large retroreflector.....	5-30
M8 adaptor .....	5-30
Alignment target .....	5-30
Linear beam splitter.....	5-30
Linear reflector.....	5-30
Angular reflector.....	5-30
Angular beamsplitter.....	5-30
<b>Cables.....</b>	<b>5-31</b>
XC-80 temperature sensor cable.....	5-31
USB to serial adaptor .....	5-31
USB cable.....	5-31
Temperature sensor cable connector kit.....	5-31
Translation stage screws .....	5-31
<b>XR20 rotary axis calibrator and components.....</b>	<b>5-32</b>
XR20 rotary axis calibrator .....	5-32
OARS (Off Axis Rotary Software) bracket.....	5-33
XR20 rotary axis calibrator upgrade .....	5-33
Mounting ring.....	5-33
Mounting ring adaptor.....	5-33
Chuck (lathe) adaptor.....	5-33
Centration aid .....	5-34
Fixings kit.....	5-34
Battery Li-Polymer 3.7 V .....	5-34
Battery charger and cables.....	5-34
Battery cover .....	5-34
USB cover plug.....	5-34
USB power supply .....	5-34
XR20 case .....	5-34

<b>Training.....</b>	<b>5-35</b>
Learning practical laser interferometry .....	5-35
One-day hands-on ballbar training at Vincennes University .....	5-35
Using and understanding the QC20 ballbar and machine metrology .....	5-35
<b>Calibration rentals .....</b>	<b>5-36</b>

## Section 6 – Additive manufacturing solutions

Why metal AM? .....	6-2
RenAM 500 series additive manufacturing systems.....	6-3
High-precision dynamic optical control .....	6-5
Controlled powder management .....	6-7
Standard, optional and required equipment .....	6-8
The benefits of metal additive manufacturing.....	6-9
Integrated process control software .....	6-11
Connected and intelligent sensing technologies .....	6-12
Additive Manufacturing Solutions Center.....	6-14

## Section 7 – Styli and accessories

<b>Technical specifications .....</b>	<b>7-3</b>
<b>M2 styli and extensions quick reference guide .....</b>	<b>7-4</b>
Ruby ball / stainless steel stem .....	7-4
Ruby ball / tungsten carbide stem .....	7-4
Ruby ball / ceramic stem .....	7-4
Ruby ball / carbon fiber stem .....	7-4
Stylus extensions.....	7-4
<b>M3 styli and extensions quick reference guide .....</b>	<b>7-5</b>
Ruby ball / stainless steel stem .....	7-5
Ruby ball / tungsten carbide stem .....	7-5
Ruby ball / ceramic stem .....	7-5
Ruby ball / carbon fiber stem .....	7-5
Stylus extensions.....	7-5
<b>M4 styli and extensions quick reference guide .....</b>	<b>7-6</b>
Ruby ball / stainless steel stem .....	7-6
Ruby ball / tungsten carbide stem .....	7-6
Ruby ball / ceramic stem .....	7-6
Ruby ball / carbon fiber stem .....	7-6
Stylus extensions.....	7-6
<b>M5 styli and extensions quick reference guide .....</b>	<b>7-7</b>
Ruby ball / tungsten carbide stem .....	7-7
Ruby ball / carbon fiber stem .....	7-7
Stylus extensions.....	7-7
<b>Accuracy at the point of contact .....</b>	<b>7-8</b>
What is a stylus? .....	7-8
What naming protocol does Renishaw use to describe its styli range? .....	7-8
Terminology .....	7-9
The range of genuine Renishaw styli .....	7-9
Styli for specialist applications.....	7-11
Accessories and tools.....	7-11
Renishaw stylus kits .....	7-12
Custom design service .....	7-12
<b>M2 threaded stylus range .....</b>	<b>7-13</b>
Ruby ball styli (stainless steel stems) .....	7-13
Ruby ball styli (tungsten carbide stems) 10 mm range.....	7-13
Ruby ball styli (tungsten carbide stems) 20 mm range.....	7-14
Ruby ball styli (tungsten carbide stems) 30 mm range.....	7-14
Ruby ball styli (ceramic stems) 30 mm range.....	7-15
Ruby ball styli (carbon fiber stems) 30 mm range .....	7-15
Ruby ball styli (tungsten carbide stems) 40 mm and 50 mm range .....	7-15
Ruby ball styli (ceramic stems) 50 mm range.....	7-16
Ruby ball styli (carbon fiber stems) 50 mm range .....	7-16

Ruby ball styli (carbon fiber stems) 75 mm and 100 mm range .....	7-17	Tungsten carbide pin for star styli .....	7-63
Star styli (fixed) .....	7-17	Rotary adaptor .....	7-63
Star stylus centers .....	7-18	Holder, 90 degree offset .....	7-63
Disk styli .....	7-18	Rotary knuckle .....	7-63
Cylinder styli .....	7-18	Holder, 90 degrees .....	7-63
Parallel hemispherical-ended styli (tungsten carbide) .....	7-19	5-way holder .....	7-64
Stylus extensions (stainless steel) .....	7-19	Styli for holder .....	7-64
Stylus extensions (ceramic) .....	7-19	Holder for swivel styli .....	7-64
Stylus extensions (carbon fiber) .....	7-20	Styli for swiveling components .....	7-64
Special purpose styli .....	7-20	Star styli .....	7-65
<b>M3 threaded stylus range</b> .....	7-21	Reference sphere with stem .....	7-65
Ruby ball styli (stainless steel stems) .....	7-21	Spherical disk styli .....	7-65
Ruby ball styli (tungsten carbide stems) .....	7-21	Extensions .....	7-66
Ruby ball styli (ceramic stems) .....	7-22	Adaptor plate extension for MT/VAST .....	7-68
Ruby ball styli (carbon fiber stems) .....	7-23	Cubes .....	7-69
Stylus extensions (stainless steel) .....	7-25	Spherical disk .....	7-69
Stylus extensions (carbon fiber) .....	7-25	Hole location gage .....	7-70
Stylus extensions (ceramic) .....	7-25	Star stylus .....	7-70
Disk and hollow ball styli .....	7-26	Pointed stylus .....	7-70
Star styli (fixed) .....	7-26	Cube extension .....	7-70
<b>M4 threaded stylus range</b> .....	7-27	Knuckle, swing range 180 degrees .....	7-70
Ruby ball styli (stainless steel stems) .....	7-27	Bolts .....	7-71
Ruby ball styli (tungsten carbide stems) .....	7-27	Adaptor .....	7-71
Ruby ball styli 50 mm range .....	7-28	Holder for digitalization styli .....	7-71
Ruby ball styli 75 mm range .....	7-28	<b>Adaptor plates for Zeiss probe heads</b> .....	7-72
Ruby ball styli 100 mm – 300 mm range .....	7-29	<b>M3 styli and accessories for Zeiss</b> .....	7-73
Ruby ball styli (carbon fiber stems) .....	7-30	Carbide styli XXT .....	7-73
Star styli .....	7-31	Reference styli XXT .....	7-74
Disk styli .....	7-31	Thermo stable carbon fiber styli XXT .....	7-75
Swivel adaptor .....	7-31	Thermo stable carbon fiber clamping styli XXT .....	7-76
Stylus crank .....	7-31	¼ star styli, thermo stable carbon fiber XXT .....	7-77
Crash protection devices .....	7-32	½ star styli, thermo stable carbon fiber XXT .....	7-77
Cranked styli .....	7-32	Extension XXT .....	7-78
TS27R styli .....	7-33	Clamping screws XXT .....	7-79
Tool datuming styli .....	7-33	Cubes XXT .....	7-79
Stylus extensions .....	7-35	Knuckle XXT .....	7-80
Tungsten carbide styli (stainless steel stems) .....	7-36	Tungsten carbide styli .....	7-81
Walter styli .....	7-37	Ceramic styli .....	7-81
Adaptors .....	7-37	Stainless steel extensions .....	7-81
Crash protection device .....	7-37	<b>M2 styli and accessories for Zeiss</b> .....	7-82
<b>M5 threaded stylus range</b> .....	7-38	Ceramic styli .....	7-82
Ruby micro ball styli (tungsten carbide stems) .....	7-38	Tungsten carbide styli .....	7-82
Ruby ball styli (tungsten carbide stems) .....	7-39	Steel styli .....	7-82
Ruby ball styli (< 5 mm ball diameter) .....	7-40	Star styli .....	7-82
Ruby ball styli (≥ 5 mm ball diameter) .....	7-40	Styli for star configuration .....	7-83
Ruby ball styli (1 mm – 10 mm ball diameter) .....	7-41	Spherical disk styli .....	7-83
Ruby ball styli (≤ 50 mm EWL) .....	7-42	Pointer styli .....	7-83
Ruby ball styli (> 50 mm EWL) .....	7-43	Stainless steel extension .....	7-84
Ruby ball styli (carbon fiber stems) .....	7-44	5-way holders .....	7-84
Stylus extensions .....	7-46	<b>Renishaw tools and accessories for the assembly of styli to Zeiss heads</b> .....	7-85
Disk styli .....	7-52	<b>Accessories</b> .....	7-87
Hemispherical styli .....	7-52	Stylus knuckles .....	7-87
<b>Styli for FARO® arms</b> .....	7-53	Stylus centers .....	7-87
1¼–20 UN thread styli .....	7-53	Adaptors .....	7-88
M6 styli .....	7-53	Cubes and bolts .....	7-89
FARO® kit .....	7-54	Stylus tools .....	7-89
<b>M5 styli and accessories for Zeiss</b> .....	7-55	<b>Stylus kits</b> .....	7-90
Styli with conical stem base .....	7-55	Datum balls .....	7-108
Adaptor with thread/conical stem base .....	7-55	Gram gage .....	7-108
Conical holder .....	7-55		
Tungsten carbide styli .....	7-56		
Reference styli .....	7-58		
Thermo stable carbon fiber styli .....	7-58		
Ceramic styli .....	7-60		
Small ball styli .....	7-60		
Cube star .....	7-61		
Styli for thread measurement .....	7-61		
Long threaded styli .....	7-61		
Flat washer for star styli .....	7-62		
Grooved washer for star styli .....	7-62		

**Section 8 – Repair services**

**Renishaw repair services** ..... 8-2  
 Services offered..... 8-2  
 Advance replacements ..... 8-2  
**Coordinate Measuring Machine products** ..... 8-3  
 Manual probe heads..... 8-3  
 Motorized and servo positioning heads ..... 8-3  
 Controllers ..... 8-3  
 Probes ..... 8-3  
 Interfaces..... 8-4  
 Machine checking gage ..... 8-4  
 Changing systems ..... 8-4  
**Machine Tool products** ..... 8-5  
 Inspection probes for machining centers ..... 8-5  
 Tool setting probes for machining centers ..... 8-6  
 Inspection probes for turning centers ..... 8-7  
 Tool setting arms ..... 8-7  
 Tool setting probes for turning centers ..... 8-8  
 Interfaces, receivers and inductive systems ..... 8-8  
**Gauging systems**..... 8-8  
**Calibration systems** ..... 8-9  
 Repair prices ..... 8-9  
 Calibration prices..... 8-9  
**Replacement parts** ..... 8-10

**Section 9 – Alpha-numeric price list**





# Coordinate measuring machine probes



# Coordinate measuring machine probes

## Fixed and manual probe heads

### PH1

A small swivel head, adjustable in both the A and B axes, with limited overtravel protection. The probe is offset from the mounting shank Z axis.

- Number of probe sockets: 1
- Probe status indication: 1 LED
- Cable connection: 5 pin DIN 180° socket
- Overtravel break load: Adjustable from 20 gf (0.7 ozf) to locked solid
- A-axis indexing: Swivel of 115° locked with hexagonal key (3 mm A/F)
- B-axis indexing: 15° steps through 360°
- Weight: 125 g (4.5 oz)
- Mounting options: Shank to suit your CMM

**Part number:** A-1049-1795

**Price:** \$1,940



### PH6

A compact, vertical probe head for a single probe, with a choice of integral cables (see below).

- Number of probe sockets: 1
- Probe status indication: 1 LED
- Cable connection: Integral cable
- Mounting options: Shank to suit your CMM

- Part number:** A-1046-5097 (coiled 12-28 in, 5 pin DIN) **Price:** \$525
- Part number:** A-1046-5098 (coiled 18-50 in, 5 pin DIN) **Price:** \$525
- Part number:** A-1046-5099 (coiled 30-95 in, 5 pin DIN) **Price:** \$525
- Part number:** A-1046-5094 (plain 177 in, 5 pin DIN) **Price:** \$525
- Part number:** A-1046-5096 (coiled 23-72 in, 7 pin amph) **Price:** \$525



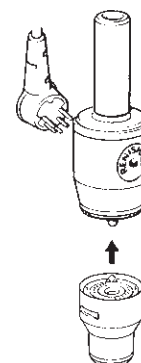
### PH6A

The PH6A is designed for use with autojoint probes and allows you to change probes or add extensions without having to requalify the probe. **Special order only.**

- Number of probe sockets: 1
- Probe status indication: 1 LED
- Cable connection: 5 pin DIN 180° socket
- Mounting options: Shank to suit your CMM

**Part number:** A-1051-0012

**Price:** \$790



### PH6M

A fixed head with autojoint connection for probes and adaptors. For use with TP7M, SP600M, and SP25M.

- Number of probe sockets: 1 autojoint
- Probe status indication: 1 LED
- Cable connection: Micro 'D' connector
- Mounting options: Shank to suit your CMM

**Part number:** A-1074-0020

**Price:** \$1,865





## MH8

A manually indexable probe head with repeatable indexing, eliminating the need to requalify the stylus tip position after orientation. The MH8 can be used with the TP6 probe directly or with the TP20 probe with up to 50 mm extension. An easy upgrade, as there is no need for special software, cabling, or electronics.

2 $\sigma$ positional repeatability:	1.5 $\mu$ m
Probe status indication:	1 LED
Cable connection:	5 pin DIN type connector
A-axis indexing:	0° to 90° in 15° steps = 7 positions
B-axis indexing:	$\pm$ 180° in 15° steps = 24 positions
Total number of positions:	168
Maximum support capability:	TP6 mounted directly TP20 with PEL1 50 mm extension
Probe mounting:	M8 bush
Mounting options:	Shank to suit your CMM

**Part number:** A-1332-0002

**Price:** \$3,723



## MIH

A manually indexable head, repeatable in 720 positions over two axes with LCD display, the MIH is designed for use with the autojoint TP6A touch probe and long extensions for large components. TP2, TP6, TP20 touch probes can be used with the addition of the PAA1 or PAA2 extensions.

2 $\sigma$ positional repeatability:	1 $\mu$ m
Probe status indication:	1 LED
Cable connection:	5 pin DIN 180° socket
A-axis indexing:	105° to 0° in 7.5° steps = 15 positions
B-axis indexing:	$\pm$ 180° in 7.5° steps = 48 positions
Probe mounting:	Autojoint
Mounting options:	Shank to suit your CMM

**Part number:** A-1070-0003

**Price:** \$7,453



# Coordinate measuring machine probes

## MH20i

The MH20i offers the significant advantage of repeatable indexing positions, vastly improving productivity for multi-orientation measurement applications. The MH20i is incompatible with the MCR20.

Probe mounting:	TP20 kinematic mount
Head mounting:	MS range of shanks
Suitable interfaces:	PI4-2, PI200-3 or PI7-3
Number of probe sockets:	1
Probe status indication:	1 LED
Cable connection:	5 pin DIN 180° socket
A-axis indexing:	0° to 90° in 15° repeatable steps
B-axis indexing:	180° in 15° repeatable steps
Repeatability of position:	1.5 µm (0.00006 in) with TP20 and 10 mm stylus 2.5 µm (0.0001 in) with EM2 extension module and 10 mm stylus
Maximum extension bar:	EM2 extension module – 75 mm (2.95 in)



### MH20i head with low force module

**Part number:** A-4099-0000 **Price:** \$5,235

### MH20i head with standard force module

**Part number:** A-4099-0100 **Price:** \$5,235

### MH20i head with medium force module

**Part number:** A-4099-0200 **Price:** \$5,235

### MH20i head with extended force module

**Part number:** A-4099-0300 **Price:** \$5,235

## RTP20

Renishaw's new RTP20 compact head for DCC coordinate measuring machines (CMMs) offers low-cost 'motorized' head functionality and integral TP20 touch-trigger probe.

The new RTP probe head allows the integral probe to be moved to 168 repeatable positions in 15° increments using both A and B axes, allowing a one-time qualification for a stylus tip position. This eliminates the need for costly time-consuming requalification routines, ensuring fast throughput for part inspection. Users can therefore easily access features to be measured and optimize system performance by ensuring the probe is applied to the surface at the best angle to achieve accurate measurements.

Probe mounting:	TP20 kinematic mount
Head mounting:	MS range of shanks
Suitable interfaces:	PI4-2, PI200-3 or PI7-3
Number of probe sockets:	1
Probe status indication:	1 LED
Cable connection:	5 pin DIN 180° socket
A-axis indexing:	0° to 90° in 15° repeatable steps
B-axis indexing:	180° in 15° repeatable steps
Repeatability of position:	1.5 µm (0.00006 in) with TP20 and 10 mm stylus 2.5 µm (0.0001 in) with EM2 extension module and 10 mm stylus
Maximum extension bar:	EM2 extension module – 75 mm (2.95 in)

### RTP20 rack kit

Includes: RTP20 head  
 Shank (various types)  
 Pole  
 Pole adaptor (various types)  
 MCR20 rack  
 2 × TP20 modules (standard, medium, extended or low)  
 2 × M2 stylus spanners  
 2 × M4 stylus spanners  
 Cleaning kit

**Part number:** A-5400-#### (see next page) **Price:** \$7,919

(Additional charge for 6-way module \$78 per module)

### RTP20 non-rack kit

Includes: RTP20 head  
 Shank (various types)  
 Pole  
 Pole adaptor (various types)  
 1 × TP20 module (standard, medium, extended or low)  
 2 × M2 stylus spanners  
 2 × M4 stylus spanners  
 Cleaning kit

**Part number:** A-5400-8### (see next page) **Price:** \$6,929

(Additional charge for 6-way module \$78 per module)



# Coordinate measuring machine probes

## RTP20 part numbers

### Non-rack kit

**A-5400-8###**

This number represents the TP20 module required:

- 1 = Low force module
- 2 = Standard force module
- 3 = Medium force module
- 4 = Extended force module
- 5 = 6-way module
- 6 = EM1 module
- 7 = EM2 module

These numbers represent the shank required:

- 01 = MS1 shank
- 02 = MS2 shank
- 03 = MS3 shank
- 04 = MS4 shank
- 05 = MS5 shank
- 06 = MS6 shank
- 07 = MS7 shank
- 08 = MS8 shank
- 09 = MS9 shank
- 10 = MS10 shank
- 11 = MS11 shank
- 12 = MS12 shank
- 13 = MS13 shank
- 14 = MS14 shank
- 15 = MS15 shank
- 16 = MS7(S) shank
- 17 = MS17 shank
- 18 = MS1(S) shank
- 19 = no shank

**PLUS** the pole adaptor required:

- +0 = M8 pole adaptor
- +20 = M6 pole adaptor
- +40 = 5/16 pole adaptor
- +60 = 3/8 pole adaptor
- +80 = M10 pole adaptor

### Example

RTP20 with:

- No rack (8)
- Standard force module (2)
- MS3 shank + M6 pole adaptor (03 + 20 = 23)

= **A-5400-8223**

### Rack kit

**A-5400-####**

This number represents the first TP20 module required:

- 1 = Low force module
- 2 = Standard force module
- 3 = Medium force module
- 4 = Extended force module
- 5 = 6-way module
- 6 = EM1 module
- 7 = EM2 module

This number represents the second TP20 module required:

- 1 = Low force module
- 2 = Standard force module
- 3 = Medium force module
- 4 = Extended force module
- 5 = 6-way module
- 6 = EM1 module
- 7 = EM2 module

These numbers represent the shank required:

- 01 = MS1 shank
- 02 = MS2 shank
- 03 = MS3 shank
- 04 = MS4 shank
- 05 = MS5 shank
- 06 = MS6 shank
- 07 = MS7 shank
- 08 = MS8 shank
- 09 = MS9 shank
- 10 = MS10 shank
- 11 = MS11 shank
- 12 = MS12 shank
- 13 = MS13 shank
- 14 = MS14 shank
- 15 = MS15 shank
- 16 = MS7(S) shank
- 17 = MS17 shank
- 18 = MS1(S) shank
- 19 = no shank

**PLUS** the pole adaptor required:

- +0 = M8 pole adaptor
- +20 = M6 pole adaptor
- +40 = 5/16 pole adaptor
- +60 = 3/8 pole adaptor
- +80 = M10 pole adaptor

### Example

RTP20 with:

- Rack
- Low force module (1)
- Standard force module (2)
- MS1(S) shank + M10 pole adaptor (18 + 80 = 98)

= **A-5400-1298**

See pages 1-44 to 1-46 for information on the shank type for your machine.

Please call Customer Service on 847-286-9953 for part number assistance.

## Motorized probe heads

### PH10T PLUS

The new PH10T PLUS motorized probe head allows complete, rapid, and repeatable inspection of most complex components with minimum human intervention. Full orientation of your TP2, TP6, TP20 or TP200 probe between any of 720 positions, under manual or program control, turns your 3 axis CMM into a 5 axis machine.

2 $\sigma$ positional repeatability:	0.4 $\mu$ m
Cycle time (90° move):	3.5 seconds
Total angular movement:	A axis 105° to 0° in 7.5° steps = 15 positions B axis $\pm$ 180° in 7.5° steps = 48 positions
Total number of positions :	720
Maximum extension bar length:	300 mm using PEL4 extension*
Head mounting:	Shank to suit your CMM
Probe mounting facility:	M8 thread
Probe head control:	PHC10-3 PLUS (purchased separately)
Dimensions:	Length 102 mm excluding AM1, width 62 mm
Weight:	645 g

**Part number:** A-5863-5000

**Price:** \$21,219

### PH10M PLUS

The PH10M PLUS motorized probe head has been developed for the new generation of contact and non-contact scanning probes. It has three times the torque of PH10 PLUS, allowing probe extension bars up to 300 mm long to be used.

The PH10M PLUS has an autojoint mounting.

2 $\sigma$ positional repeatability:	0.4 $\mu$ m
Cycle time (90° move):	3.5 seconds
Total angular movement:	A axis: 105° to 0° in 7.5° steps = 15 positions B axis: $\pm$ 180° in 7.5° steps = 48 positions
Total number of positions:	720
Maximum extension bar length:	300 mm using PAA3 extension*
Head mounting:	Shank to suit your CMM
Probe mounting facility:	Autojoint
Probe head control:	PHC10-3 PLUS (purchased separately)
Dimensions:	Length 102 mm excluding AM1, width 62 mm
Weight:	645 g

**Part number:** A-5863-4000

**Price:** \$24,066

\* On all the PH10 PLUS series of probe heads, it is possible to extend beyond 300 mm using our range of CF extensions.



## Coordinate measuring machine probes

### PH10MQ PLUS

The PH10MQ PLUS can be mounted vertically inside the CMM's quill for a greater working envelope by increasing the Z axis travel. The specification of the PH10MQ PLUS is identical to that of the PH10M PLUS, with the following exceptions:

Head mounting: Direct to quill  
Dimensions: Length 73 mm, width 80 mm  
Weight: 730 g

**Part number:** A-5863-6000

**Price:** \$24,066

### PH10M-iQ PLUS

PH10M-iQ PLUS functions identically to a traditional PH10M PLUS but with the addition of inferred qualification technology. Inferred qualification increases throughput by removing the need to qualify each head position that is used in a measurement program.

PH10M-iQ PLUS works with all PH10M compatible probes, but only touch-trigger probe configurations can utilize inferred qualification. Scanning probes can be used in traditional PH10M qualification mode but cannot use inferred qualification.

**Part Number:** A-5863-7000

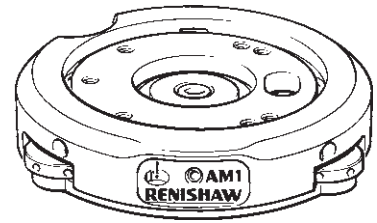
**Price:** \$27,192



## Motorized probe head accessories

### AM1/AM2

The AM1 adjustment module is designed for use with the PH10T and PH10M probe heads. The AM2 is designed for the PH10MQ probe heads. Each module provides quick and accurate angular alignment of the motorized probe head with the CMM's axes and/or the autochange rack. The quick release mechanism allows the head to be removed for storage and replaced without further alignment.



	AM1	AM2
Size:	60 mm × 15.5 mm	80 mm × 10 mm
Adjustment:	±2° in pitch and roll* ±4.5° in yaw	±1° in pitch and roll ±1° in yaw
Overtravel:	±3.5° in pitch and roll	0
Mounting:	Mounts to quill using shank	Mounts direct to quill

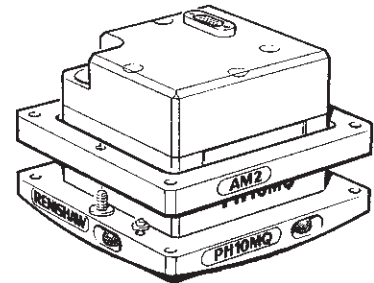
\* Up to ±5.5° in pitch and roll is possible, but at the expense of overtravel.

**Part number:** A-1026-0320 (AM1)

**Price:** \$858

**Part number:** A-1036-0080 (AM2)

**Price:** \$858



### PHC10-3 PLUS

The PHC10-3 PLUS head control receives instructions and processes signals to rotate the angles of the PH10 PLUS series probe heads. The PHC10-3 PLUS is compatible with all PH10 PLUS heads. It has its own internal power supply.

Data transmission:	RS232 or USB
Input connectors:	15 way 'D' probe
Output connectors:	7 pin DIN or 9 pin D type
Maximum cable length:	50 m (164 ft)
Hand control:	HCU1 (purchased separately)



**Part number:** A-5863-0100

**Price:** \$3,262

### PHC10-3 PLUS with internal PI200-3

This variant of the PHC10-3 PLUS controller includes a prefitted PI200-3 interface card in a single 1U case.

**Part number:** A-5863-0200

**Price:** \$4,124

### HCU2

The HCU2 hand control unit enables the probe head to be used in a manual mode or during a teach cycle. An LCD dot matrix display provides information and status of the PHC10-3 system.

**Part number:** A-5882-0010

**Price:** \$842



## Coordinate measuring machine probes

### MCUlite-2 joystick

Part number: A-5331-0015

Price: \$760



### MCU5-2 joystick kit

Part number: A-5734-0100

Price: \$2,280



### MCU-W2 wireless joystick kit (no batteries)

Part number: A-5734-0200

Price: \$3,936

### MCU-W battery (2 pack)

Part number: A-5381-0095

Price: \$404

### MCU-W 1 battery

Part number: A-5381-0036

Price: \$212

### PL163

5 meter cable for MCU.

Part number: A-1016-8098

Price: \$195

### PL164

10 meter cable for MCU.

Part number: A-1016-8099

Price: \$301

### PL171

20 meter cable for MCU.

Part number: A-1016-8100

Price: \$507



## PH20

PH20 is another innovative measurement product from Renishaw that transforms coordinate measuring machine (CMM) performance. For the first time, 5-axis technology developed for the multi-award winning REVO® measurement system is available for touch-trigger applications on all sizes of CMM.

PH20's unique 'head touches' allow measurement points to be taken by moving only the head rather than the CMM structure. Using only the rapid rotary motion of the head, points can be taken faster, and with improved accuracy and repeatability. Furthermore, 5-axis motion eliminates time spent indexing the head. Together these speed increases typically result in a three-fold improvement in throughput over conventional systems.

PH20's infinite positioning capability guarantees optimal feature access, minimizing stylus changes. Five-axis simultaneous motion allows larger parts to be measured on the CMM by minimizing the space required around the part for head rotation.

Users of the PH20 probe head will immediately have access to the range of proven TP20 probe modules, providing a wide selection of trigger forces, directional sensing options and extensions to meet application requirements\*. The detachable modules provide crash protection and can be automatically changed using the MCR20 change rack.

\* Excepting the extended force module

### PH20 features and benefits

- Incorporates 5-axis measurement technology, minimizing CMM motion and the associated CMM dynamic errors.
- Infinite positioning and 5-axis motion reduces non-productive transitions between features.
- Infinite positioning and 5-axis motion aid access to difficult features.
- Rapid calibration with all positions inferred means more time measuring.
- Maximum reach up to 200 mm with maintained effective working length.
- Standard M2 styli for convenience.



### Hardware integration

- The UCC controller is fundamental to the PH20 system.
- The UCC controller features routines particular to 5-axis motion and head-touch measurement.
- MCU/ite-2 is the multi-function hand control unit required for the system.
- PH20 can fit to any machine, either directly to the quill or via a shank using a range of mounting adaptors.
- The PH20 is compatible with the existing range of TP20 modules, excepting the extended force module.
- MCR20NI is the recommended rack for stylus changing, but it is possible to use an MCR20.
- No air supply is needed.

### Software integration

- The Renishaw UCCserver™ software application will provide the interface for PH20 control.
- UCCserver is based on I++DME command protocol.
- PH20 is fully integrated with Renishaw's MODUSTM application software.

# Coordinate measuring machine probes

Specification summary		PH20	
Weight (excluding module and cables)		810 g (28.6 oz)	
Temperature range	Operating	15 °C to 35 °C (59 °F to 95 °F)	
	Storage	-25 °C to 70 °C (-13 °F to 158 °F)	
Maximum movement speed		3 revs/s (1281 mm/s with standard module and 10 mm stylus)	
Maximum head touch speed		50 mm/s	
Rotation angles	A axis	-115° to 115°	
	B axis	∞	
Angular resolution		0.4 μRadians	
Bearings		Mechanical	
Change rack system		TCR20 or MCR20 with TDA block	
Joystick		MCU <i>lite</i> -2, MCU5 or MCU-W	
ISO 10360-5 (2001) typical performance standard force module with 12 × 4 mm stylus on a CMM with ISO 10360-2 (2002) specification of 0.48+ L/1000*		CMM TOUCH	HEAD TOUCH
	Size	0.0006 mm (0.00002 in)	0.0002 mm (0.00001 in)
	Form	0.0026 mm (0.00010 in)	0.0024 mm (0.00009 in)
	Location	0.0013 mm (0.00005 in)	0.0009 mm (0.00003 in)

\* specified with a TP7

## PH20 head

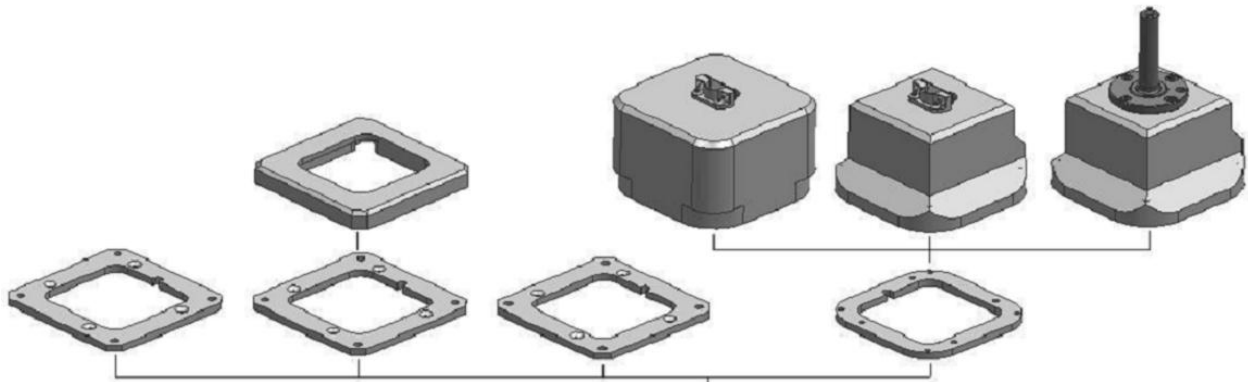
Includes: PH20 head with standard force module TP20

**Part number:** A-5669-0001

**Price:** \$18,038



## PH20 shanks



### PH20 shank adaptor

Part number: A-3007-1715      Price: \$211

### PH20 small quill adaptor

60 mm × 60 mm.

Part number: A-3007-1716      Price: \$211

### PH20 large quill adaptor

80 mm × 80 mm.

Part number: A-3007-1717      Price: \$211

### PH20 PH10MQ quill adaptor

Part number: A-3007-1720      Price: \$37

### PH20 calibration stylus

Part number: A-5004-2182      Price: \$100

### PH20 calibration sphere

Part number: A-1034-0026      Price: \$545

## Rack for PH20

### TCR20

Part number: A-1371-1001      Price: \$2,349



**NOTE:** See CMM probe shanks starting on page 1-44.

# Coordinate measuring machine probes

## REVO-2

The 5-axis REVO-2 system incorporating the REVO-2 head provides fast, ultra-high accuracy positioning.

### REVO-2 system overview

The system comprises the following elements:

- REVO-2 head
- RSP2 2D tip sensing probe and associated stylus holders and accessories
- RSP3 3D probe and associated accessories
- **UCC** universal CMM controller
- REVO-2 PCI interface card (for **UCC**)
- **SPA** servo power amplifier
- Air filter unit

### REVO-2 – ‘tip sensing’ probe technology

- Enclosed laser directed onto a reflector at the stylus tip.
- The stylus touches the part and bends.
- The reflector is displaced.
- The altered return path of the laser is sensed by a PSD.
- The exact tip position is known because the reflector and the stylus ball are close together.
- Stylus wear is minimized by using a low scanning force.

### REVO-2 features and benefits

- Incorporates **Renscan5™** 5-axis scanning technology minimizing CMM motion and the associated CMM dynamic errors
- Increased measuring speed, up to 500 mm/s, resulting in increased measurement throughput
- Data collection rates up to 6,000 points per second
- Infinite positioning and 5-axis motion reduces non-productive transitions between features
- Stylus wear minimized by extremely low scanning forces
- Infinite positioning and 5-axis motion aid access to difficult features
- Rapid calibration with all positions inferred means more time measuring
- Maximum reach up to 500 mm with maintained effective working length
- Standard M2 styli for convenience
- Probe and stylus changing capability allowing flexibility and future probing technology compatibility



### Hardware integration

- The **UCC** is fundamental to the REVO-2 system
- The **UCC** controller features **Renscan5™** scanning routines particular to 5-axis motion and scanning
- **SPA** is a servo power amplifier used to drive the head and CMM
- MCU is the multi-function hand control unit required for the system

### Software integration

- The Renishaw **UCCserver™** software application will provide the interface for REVO® control
- **UCCserver™** is based on I++DME command protocol

Specification summary		REVO-2			
Operating temperature		14 °C to 30 °C (57 °F to 86 °F)			
Storage temperature		-10 °C to 70 °C (14 °F to 158 °F)			
Weight (excluding probe and cables)		1.75 kg			
Dimensions	Height (overall)	239 mm (9.41 in)			
	B axis	86 mm (3.40 in) square			
	A axis swept diameter	118 mm (4.65 in)			
Air specification	Incoming supply to filter specification (ref: ISO 8537.1)	Particle size	Class 4	15 µm	Line pressure of 6 bar to 6.5 bar
		Dirt concentration	Class 4	8 mg/m <sup>3</sup>	
		Dewpoint	Class 4	3 °C	
		Oil	Class 4	5 mg/m <sup>3</sup>	
	After filtration air specification (ref: ISO 8537.1)	Particle size	Class 2	1 µm	Pressure 5 bar
		Dirt concentration	Class 2	1 mg/m <sup>3</sup>	
		Dewpoint	Class 3	-20 °C	
		Oil	Class 2	0.1 mg/m <sup>3</sup>	
Movement speed		3 revolutions per second			
Rotation angles	A axis	-5° to 120°			
	B axis	Continuous			
Angular resolution		0.08 arc second			
Bearings		Air			
Change rack system		Allowing both probe changing and stylus holder changing			

### REVO-2 head kit

Includes: REVO-2®  
RSP2  
RSH250  
45 mm diameter datum ball

**Part number:** A-5518-1095      **Price:** \$49,343

### REVO-2 head only

**Part number:** A-5759-0001      **Price:** \$46,717

### REVO® RSP2 V2 probe

**Part number:** A-3060-0028      **Price:** \$5,080

### REVO® RSH250 stylus holder kit

**Part number:** A-3060-0021      **Price:** \$1,220

### REVO® RSH350 stylus holder kit

**Part number:** A-3060-0022      **Price:** \$1,321

### REVO® RSH500 stylus holder kit

**Part number:** A-3060-0023      **Price:** \$1,422

### REVO® RSH175 stylus holder kit

**Part number:** A-3060-0024      **Price:** \$1,223

### REVO® RSH450 stylus holder kit

**Part number:** A-3060-0026      **Price:** \$1,371

### RSP3-1 REVO® probe kit

Includes: RSP3-1  
PSH3-1

**Part number:** A-3060-0331      **Price:** \$7,112

### RSP3-2 REVO® probe kit

Includes: RSP3-2  
RSH3-2

**Part number:** A-3060-0332      **Price:** \$7,112

# Coordinate measuring machine probes

## RSP3-3 REVO® probe kit

Includes: RSP3-3  
RSH3-3

**Part number:** A-3060-0333 **Price:** \$7,112

## RSP3-4 REVO® probe kit

Includes: RSP3-4  
RSH3-4

**Part number:** A-3060-0334 **Price:** \$8,331

## RSH3-1

Includes: PA25 - RSH3

**Part number:** A-3061-2521 **Price:** \$218

## RSH3-2

Includes: PA25 - RSH3

**Part number:** A-3061-2522 **Price:** \$330

## RSH3-3

Includes: PA25 - RSH3

**Part number:** A-3061-2523 **Price:** \$402

## RSH3-4

Includes: PA25 - RSH3

**Part number:** A-3061-2524 **Price:** \$532

## RSP3-6 probe kit

Includes: Probe  
Portspacer

**Part number:** A-6084-0001 **Price:** \$11,175

## REVO® RSH3-6C-500 (500 mm crank)

**Part number:** A-6084-0015 **Price:** \$1,016

## REVO® RSH3-6C-600 (600 mm crank)

**Part number:** A-6084-0016 **Price:** \$1,067

## REVO® RSH3-6-600 (600 mm straight)

**Part number:** A-6084-0006 **Price:** \$1,067

## REVO® RSH3-6-700 (700 mm straight)

**Part number:** A-6084-0007 **Price:** \$1,117

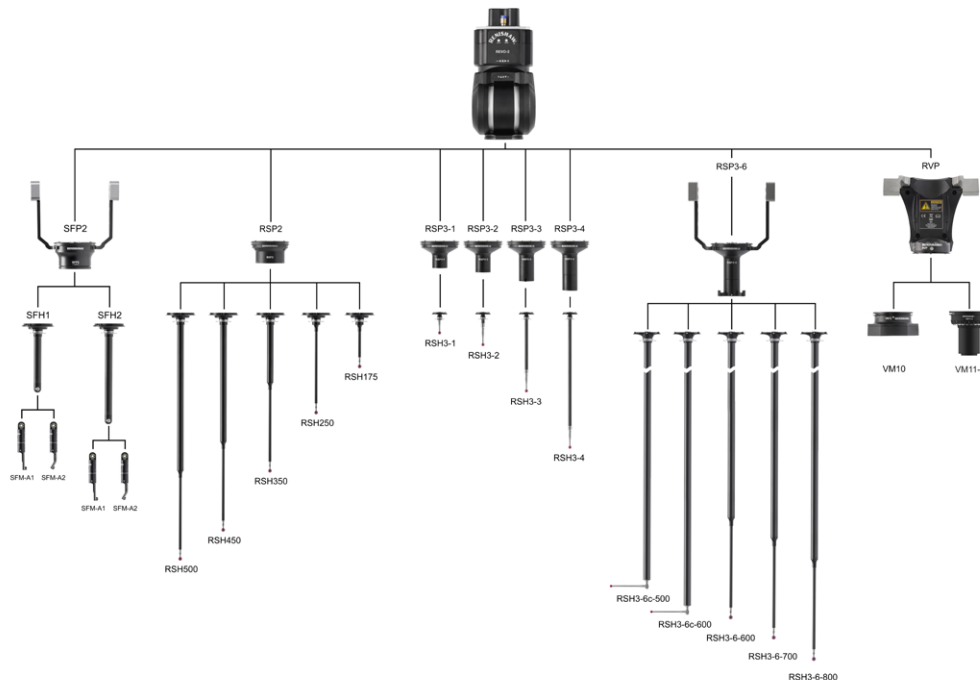
## REVO® RSH3-6-800 (800 mm straight)

**Part number:** A-6084-0008 **Price:** \$1,219

## REVO® to REVO-2 upgrade kit

Includes: REVO-2  
UCCS5 and PSU  
SPA3  
Blanking plate

**Part number:** A-1032-0025 **Price:** \$30,713



## RVP vision probe for REVO-2

The REVO vision probe (RVP) provides non-contact vision measurement on an infinitely positioning, 5-axis platform. Now, tactile scanning measurement, surface finish analysis and non-contact inspection can all be performed on one CMM.

The RVP system is a breakthrough in technology in the world of non-contact CMM inspection. The combination of non-contact vision measurement and a 5-axis, infinitely positioning platform makes the RVP system truly unique.

RVP further expands the range of applications for the REVO-2 system with a non-contact edge detecting sensor automatically interchangeable with all other REVO probe options. As a result, the system provides the optimum tool to measure multiple features, and a wider variety of parts can be inspected.

### System components

The RVP system comprises a vision probe body, a number of vision modules, rack ports and a calibration artefact. The image capture and processing components of the system are held inside the vision probe body and include an industry standard, robust, CMOS sensor for reliable image capture. The vision modules allow a range of features with different sizes and shapes to be inspected. All vision modules contain integral LED lighting to achieve a sharp contrast between holes and part material. Background feature enhancement is also available using backlighting combined with bespoke part fixturing.

### Benefits

#### Added part inspection capability

Small features and delicate or flexible parts that cannot be measured using tactile probes can now be inspected on a 5-axis non-contact measurement platform.

#### Added value multi-sensor system

A machine equipped with REVO-2 can be used for a large range of inspection applications including scanning measurement, surface finish analysis and now, non-contact inspection.

#### High speed data collection

5-axis motion between part features and real time image processing dramatically increase data collection rates.



### Innovations

#### 5-axis movement, infinite positioning

RVP benefits from REVO's infinite positioning and 5-axis movement, which ensure accurate and unrestricted placement in front of features at any angle.

#### Automatically interchangeable sensors

The RVP non-contact probe is automatically interchangeable with all other probe options available for REVO-2, and data from multiple sensors is automatically referenced to a common datum.

#### 3D surface reconstruction

5-axis motion and infinite positioning provide access to the data required for 3D surface reconstruction.

## Coordinate measuring machine probes

Probe specification	RVP
Weight	551 g
Dimensions	158 mm × 131 mm × 134 mm
Rack port compatibility	VPCP (heated)
Sensor type	1/1.8" CMOS sensor
Head compatibility	REVO-2
Operating temperature	+10 °C to +40 °C
Software compatibility	UCCsuite 5.0 onwards MODUS™ 1.7 onwards
Integration	I++ DME protocol

### Module specification

#### VM10



#### VM11-2



#### VM12



	VM10	VM11-2	VM12
Weight	153 g	134 g	138 g
Dimensions	86 mm × 39 mm	74 mm × 67 mm	144 mm × 67 mm
Rack port compatibility	VMCP (heated)	VMCP (heated)	VMCP (heated)
Measurement range	1 mm diameter or greater	0.4 mm diameter or greater	0.05 mm diameter or greater
Field of view	50 mm × 40 mm	12.5 × 10 mm	3.1 mm × 2.5 mm
Stand-off	80 mm	120 mm	50 mm
Depth of field	5 mm	5 mm	0.2 mm
Resolution	40 µm	20 µm	2.5 µm
LED illumination	24 LEDs	10 LEDs	10 LEDs
Backlight compatibility	Yes	Yes	Yes

### RVP probe

**Part number:** A-5378-0080      **Price:** \$28,445

### VM10 vision module

**Part number:** A-5378-0082      **Price:** \$6,095

### VM11-2 vision module

**Part number:** A-5378-0093      **Price:** \$7,619

### VM12 vision module

**Part number:** A-5378-0088      **Price:** \$7,245

### RVP ACM module only

**Part number:** A-5378-0094      **Price:** \$7,518

### VPCP vision probe change port

**Part number:** A-5378-0081      **Price:** \$1,930

### VMCP vision module change port

**Part number:** A-5378-0083      **Price:** \$1,930

### VA10 calibration artefact

**Part number:** A-5378-0089      **Price:** \$1,321



**RVP kits**

**RVP combo kit**

- Includes: RVP probe
- VPCP vision probe change port
- VM10 vision module
- VM11-2 vision module
- VMCP vision module change port
- VA10 calibration artefact

**Part number:** A-5378-9504      **Price:** \$49,270

**RVP VM10 kit**

- Includes: RVP probe
- VPCP vision probe change port
- VM10 vision module
- VMCP vision module change port
- VA10 calibration artefact

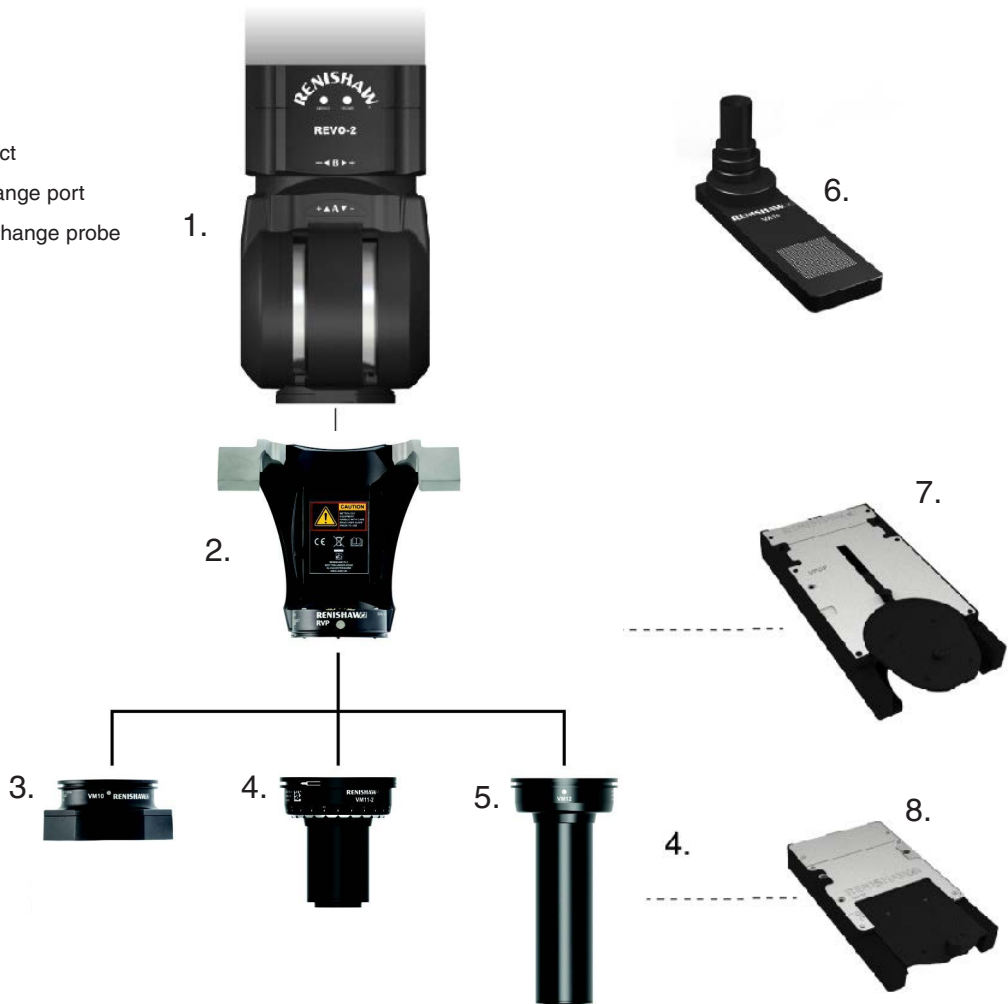
**Part number:** A-5378-9505      **Price:** \$39,720

**RVP VM11-2 kit**

- Includes: RVP probe
- VPCP vision probe change port
- VM11-2 vision module
- VMCP vision module change port
- VA10 calibration artefact

**Part number:** A-5378-9506      **Price:** \$41,245

1. REVO-2 head
2. RVP probe
3. VM10 vision module
4. VM11-2 vision module
5. VM12 vision module
6. VA10 calibration artefact
7. VPCP vision probe change port
8. VMCP vision module change probe



## Coordinate measuring machine probes

### RUP1 ultrasonic probe

The RUP1 ultrasonic probe increases the multi-sensor capability of the REVO® 5-axis measurement system for CMMs, offering ultrasonic thickness inspection.

Unlike many other ultrasonic systems, RUP1 probe does not require the use of water tanks or coupling gel to enable a good transmission of the signal. Instead, it uses an innovative elastomer tip ball to provide excellent coupling between the probe and the material. As a result, the RUP1 probe eliminates the need for skilled operators to interpret oscilloscope screens and releases shop floor space occupied by the dedicated immersion tanks.

The use of ultrasonics for single-sided measurement of part thickness also delivers clear advantages over traditional tactile probing techniques for parts where access to internal features is challenging.

The RUP1 probe uses a 20 MHz transducer and provides a thickness measurement range of 1 mm to 20 mm with an accuracy of better than 10 microns using touch points.

The RUP1 probe is fully integrated into Renishaw's MODUS™ metrology software (version 1.12) and UCCsuite software (version 5.8). It includes features such as geometry and material calibration, tip ball size monitoring and compensation, automatic calculation of REVO head positions based on the back-wall angle for non-parallel surfaces, and tip life monitoring.

Aircraft landing gear parts, power generation drive shafts, and hollow aerospace blades are just a few parts that will significantly benefit from using the RUP1.

Material thickness range	1 mm to 20 mm on typical metal parts (aluminum, steels and titanium). Not supported are: parts made from cast iron, CF, GF, glass and additive materials, and those with coatings.
Thickness measurement accuracy	Better than 0.010 mm on parallel surfaces Better than 0.100 mm on wedge angles of up to 10°
Tip composition	Elastomer bead swollen with an ethylene glycol and distilled water solution
In use tip life	1–5 shifts – dependent on environment
Ready to use tip life	7 days when stored in a rack with protective cap
Tip shelf life	12 months minimum
Measurement metho	Point measurement of near parallel surfaces and wedges up to 10°
Probe changing	Fully automated to operate as part of a multi-sensor measurement system

#### RUP1 system kit 1

Includes: RUP  
TC-3  
UMA1  
10 balls  
Artefact

**Part number:** A-6159-0001

**Price:** \$54,034

#### REVO RUP UMA1 kit

Step block holder (step block not included).

**Part number:** A-6159-1501

**Price:** \$899

#### REVO RUP balls

Pack of 10.

**Part number:** A-6159-1508

**Price:** \$180



## SFP2 surface finish probe

Enhanced access and inspection capability for integrated surface finish measurement.

The SFP2 probe increases the surface finish measurement ability of the REVO® system, which offers multi-sensor capability providing touch-trigger, high-speed tactile scanning and non-contact vision measurement on a single CMM.

Powered by 5-axis measurement technology, the SFP2's automated surface finish inspection offers significant time savings, reduced part handling and greater return on CMM investment.

The SFP2 system consists of a probe and a range of modules and is automatically interchangeable with all other probe options available for REVO, providing the flexibility to easily select the optimum tool to inspect a wide range of features, all on one CMM platform. Data from multiple sensors is automatically referenced to a common datum.

The surface finish system is managed by the same I++ DME compliant interface as the REVO system, and full user functionality is provided by Renishaw's MODUS™ metrology software.

### Key benefits

#### Unrivalled feature access

SFP2 benefits from REVO's infinite positioning and 5-axis movement, and features an integral motorized C axis. The SFM variants offer a range of tip arrangements which, combined with the knuckle joint between module and holder, provide access to the features most difficult to reach.

#### Operator independent data collection

CMM programs can now include automated and operator-independent surface finish measurement. All results, including surface finish data, are recorded and stored in a single location for easy retrieval.

#### Greater return on investment in CMMs

Integrated surface finish and dimensional inspection can remove the need for dedicated surface measurement equipment, reducing factory footprint, part handling and associated costs.



# Coordinate measuring machine probes

Specification summary		SFP2 surface finish probe			
SFM-A1 and SFM-A2 modules	Surface finish range	0.05 µm – 6.3 µm Ra			
	Surface finish accuracy (of nominal Rs)	± (5% +15 nm)			
	Surface forces	Skid: 0.2 N	Stylus tip: 0.005 N		
	Encoder resolution	1 nm			
	Measurement range	1.0 mm			
	Measurement speed	Up to 1 mm/s			
	SFM range of adjustment	±90° at the knuckle joint			
SFP2 probe	C-axis positioning accuracy	±0.25°			
	C-axis rotation speed	Up to 90°/sec			
	Rotational capability	A axis (from REVO-2)	+120° / –110°		
		B axis (from REVO-2)	Infinite positioning		
		C axis	±180°		
	Mounting (probe and holder)	Magnetized coupling			
Probe head	REVO-2 only				
Change rack	MRS2 recommended for full capability				
Software compatibility	UCCsuite 5.2 onwards MODUS 1.8 onwards				
Weight	SFP2 probe	SFH1 holder	SFM-A1 module	SFM-A2 module	
	330 g	33 g	12 g	12 g	
Operating temperature range	+10 °C to +40 °C				
Storage temperature range	–25 °C to +70 °C				
Operating humidity	0% to 80% (non-condensing)				
System features	Calibration and verification artefacts	SFA1	3.0 µm Ra sinusoid		
		SFA2	0.5 µm Ra sinusoid		
		SFA3	0.4 µm Ra sawtooth		
	TFP	Uses LF TP20 module; PICS interface to SPA3 amplifier			
Outputs	MODUS basic	Ra, Rms(Rq)			
	MODUS standard surface texture	Rt, R3z, Rz, Rz1max, RzDIN, RzJIS, Rseg Rp, Rv Rpm, Rvm, Rc, Rsm			
	MODUS advanced surface texture	Rk, Rpk, Rvk, Rmr, Rmr1, Rmr2, Rpq, Rvq, Rmq, Rvoid, Rvdd, Rvddl, Rcvx, Rcvxl			
Sampling rate	4 kHz				

## REVO® SFP2 base kit

Part number: A-5764-0005-KIT Price: \$28,845

## REVO® SFP2 probe

Part number: A-5764-0010 Price: \$24,969

## REVO® SFM-A1 (Straight, Type A Skid)

Part number: A1-D-02C90D Price: \$9,388

## REVO® SFM-A2 (Crank, Type A Skid)

Part number: A2-D-02C90D Price: \$9,388

## REVO® SFM-B1 (SM Straight, Type B Skid)

Part number: B1-D-02C90D Price: \$10,797

## REVO® SFM-C2 (Straight, Type C Skid)

Part number: C3-D-02C90D Price: \$13,613

## REVO® SFM-D1 (90°, Type D Skid)

Part number: D1-D-02C90D Price: \$10,797

**Single artefact kit (SFA1 and 1 AF holder)**

Part number: A-5764-0072      Price: \$2,517

**REVO® SFH-1 module holder**

Part number: A-5764-0080      Price: \$1,399

**REVO® SFH-2 module holder**

Part number: A-5764-0081      Price: \$1,598

**REVO® SFA1 3.0 sin artefact**

Part number: A-5764-0060      Price: \$1,897

**REVO® SFA2 0.5 sin artefact**

Part number: A-5764-0061      Price: \$1,897

**REVO® SFA3 0.4 ST artefact**

Part number: A-5764-0062      Price: \$1,897

**REVO® OFA optical flat artefact**

Part number: A-5764-3142      Price: \$3,896

**Triple artefact kit (SFA1, 2, 3 and 3 AF holder)**

Part number: A-5764-0073      Price: \$6,411

**REVO® single AF holder (SFAH-1, tools)**

Part number: A-5764-0070      Price: \$620

**REVO® triple AF holder (SFAH-2, tools)**

Part number: A-5764-0071      Price: \$719

**REVO® SF2 TFP probe kit (LF, PL24, styli)**

Part number: A-5764-0063      Price: \$4,494

**REVO® SF2 MST – module setting tool**

Part number: A-5764-0091      Price: \$200

**REVO® SF2 system storage box**

Part number: A-5764-0090      Price: \$350

**REVO® RCP TC-3 high force rack port**

Part number: A-3061-0320      Price: \$1,930

**MRS MPS1 port spacing tool**

Part number: A-6084-0017      Price: \$66



# Coordinate measuring machine probes

## Touch probes

### TP1S/TP1SM

A robust and reliable probe which is especially suited for manual CMMs. It is available in two versions with differing plug socket orientations:

TP1S cable connects vertically  
TP1SM cable connects horizontally

Sense directions:	$\pm X, \pm Y, +Z$
$2\sigma$ unidirectional repeatability:	0.5 $\mu\text{m}$
Pre-travel variation:	$\pm 2.0 \mu\text{m}$
Stylus force range:	10 g to 50 g
Stylus overtravel:	XY plane $\pm 19.5^\circ$ +Z axis 8.5 mm @ 15 g 5.0 mm @ 50 g
Suitable interfaces:	PI4-2, PI7-3, or PI200-3
Stylus thread size:	M3
Mounting option:	Shank to suit your CMM
Test conditions:	31 mm stylus @ 8 mm/s with trigger force of 15 g

**Part number:** A-1041-7540 (TP1S)  
**Part number:** A-1041-7541 (TP1SM)

**Price:** \$3,648  
**Price:** \$3,648



## TP20/TP20 NI modular probes

The TP20 is a 5-way or 6-way kinematic touch-trigger probe. Its two piece design comprises a probe body and detachable stylus module(s) which gives the ability to change stylus configurations either manually or automatically without requalification of the stylus tips. It affords significant time savings in inspection routines.

A direct replacement for the industry standard Renishaw TP2 probe, the TP20 probe system brings a range of new benefits to manual and DCC CMM applications, and can easily be retrofitted to existing TP2 installations.

The TP20 can be used on a wide range of Renishaw's manual or motorized probe heads, either by direct mounting using the standard M8 thread or, alternatively, by using a PAA# adaptor to connect to an autojoint.

The system components are:

- TP20/TP20 NI probe body
- TP20 stylus module – seven module variants allow for optimization of performance to suit the application
- MCR20 module changing rack – automatic operation

The TP20 probe system may be used with Renishaw's PI 4-2, PI 7-2 or PI 200 probe interfaces.

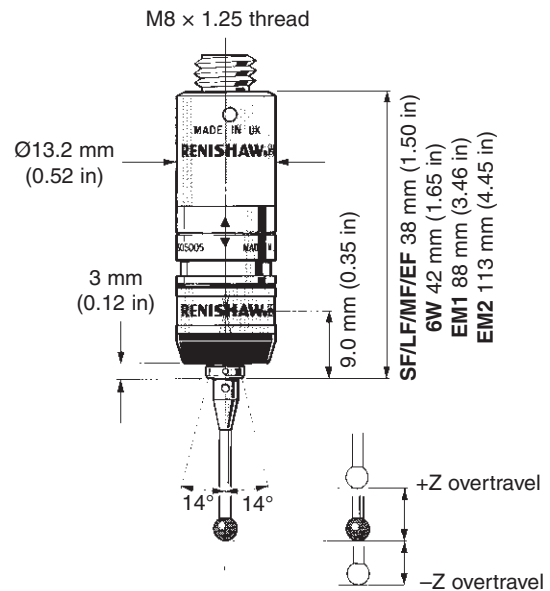
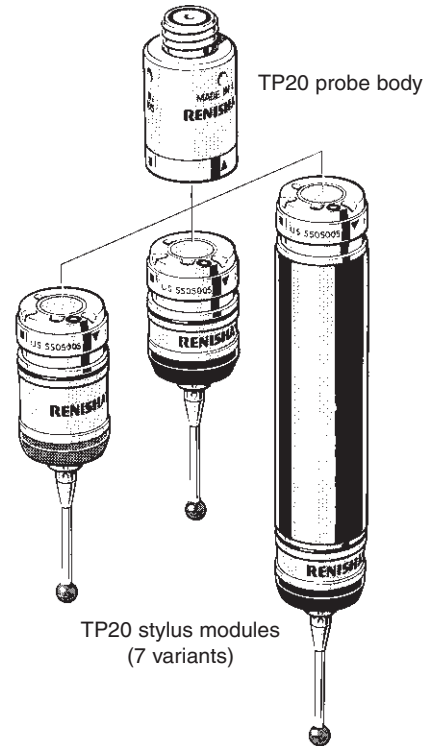
### TP20 probe body

The TP20 probe body houses one half of the highly repeatable magnetic kinematic coupling that attaches the stylus module and body. The body also contains a magnetic proximity switch to inhibit triggering of the probe during automatic module changing with MCR20.

**Note:** If the probe is operated close to magnetized parts/clamping etc, the probe trigger may become inhibited. Countermeasures include the use of long styli, stylus extensions or body orientation to increase the distance to the magnetic source. Alternatively, use the TP20 NI probe body.

### TP20 NI probe body

The TP20 NI probe differs from the TP20 body in that it is not affected by magnetic fields. However the probe trigger must be inhibited through software during change cycles using the MCR20.



#### +Z overtravel

SF/EM1/EM2	4.0 mm (0.16 in)
LF	3.1 mm (0.12 in)
MF	3.7 mm (0.15 in)
EF	2.4 mm (0.09 in)
6W	4.5 mm (0.177 in)

#### -Z overtravel

6W	1.5 mm (0.06 in)
----	------------------

# Coordinate measuring machine probes

Specification summary		TP20	TP20 NI
Principal application		DCC and manual CMMs suitable for most applications	DCC and manual CMMs where operation is within a magnetic field
Sense directions	All modules except 6W 6W	$\pm X, \pm Y, +Z$ $\pm X, \pm Y, \pm Z$	$\pm X, \pm Y, +Z$ $\pm X, \pm Y, \pm Z$
Pre-travel variation	LF SF/EM1/EM2 MF EF 6W	$\pm 0.6 \mu\text{m}$ ( $\pm 0.000023$ in) $\pm 0.8 \mu\text{m}$ ( $\pm 0.000032$ in) $\pm 1.0 \mu\text{m}$ ( $\pm 0.000039$ in) $\pm 2.0 \mu\text{m}$ ( $\pm 0.000079$ in) $\pm 1.5 \mu\text{m}$ ( $\pm 0.000058$ in)	$\pm 0.6 \mu\text{m}$ ( $\pm 0.000023$ in) $\pm 0.8 \mu\text{m}$ ( $\pm 0.000032$ in) $\pm 1.0 \mu\text{m}$ ( $\pm 0.000039$ in) $\pm 2.0 \mu\text{m}$ ( $\pm 0.000079$ in) $\pm 1.5 \mu\text{m}$ ( $\pm 0.000058$ in)
Repeatability of stylus change (max)	With SCR200 Manual	$\pm 0.5 \mu\text{m}$ ( $\pm 0.000020$ in) $\pm 1.0 \mu\text{m}$ ( $\pm 0.000040$ in)	$\pm 0.5 \mu\text{m}$ ( $\pm 0.000020$ in) $\pm 1.0 \mu\text{m}$ ( $\pm 0.000040$ in)
Stylus range		M2	M2
Probe mounting method		M8 thread	M8 thread
Suitable interface		PI 4-2, PI 7-2, PI 200	PI 4-2, PI 7-2, PI 200
Stylus module changing rack (automatic)		MCR20	MCR20
Stylus module storage rack (manual)		MSR1	MSR1

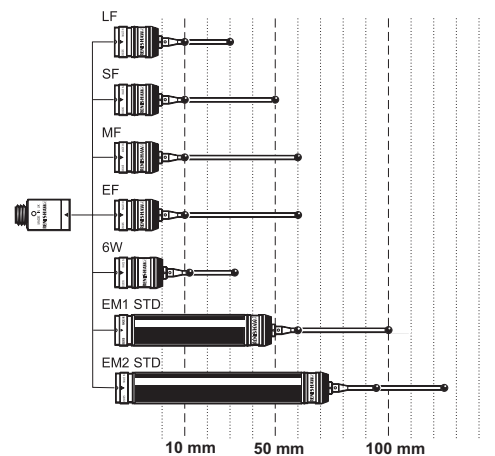


Module type and test stylus length	Trigger force		Overtravel force			Overtravel displacement			Unidirectional repeatability $2\sigma$ at stylus tip	2D (XY) form error
	XY	Z	XY	+Z	-Z	XY	+Z	-Z		
SF (black cap) 10 mm	0.08 N	0.75 N	0.2-0.3 N	3.5 N	-	$\pm 14^\circ$	4.0 mm (0.16 in)	-	0.35 $\mu\text{m}$ (0.000014 in)	$\pm 0.8 \mu\text{m}$ ( $\pm 0.000032$ in)
LF (green cap) 10 mm	0.055 N	0.65 N	0.09 N	1.15 N	-	$\pm 14^\circ$	3.1 mm (0.12 in)	-	0.35 $\mu\text{m}$ (0.000014 in)	$\pm 0.6 \mu\text{m}$ ( $\pm 0.000024$ in)
MF (grey cap) 25 mm	0.1 N	1.9 N	0.2-0.4 N	7.0 N	-	$\pm 14^\circ$	3.7 mm (0.15 in)	-	0.50 $\mu\text{m}$ (0.000020 in)	$\pm 1.0 \mu\text{m}$ ( $\pm 0.000039$ in)
EF (brown cap) 50 mm	0.1 N	3.2 N	0.2-0.5 N	10.0 N	-	$\pm 14^\circ$	2.4 mm (0.09 in)	-	0.65 $\mu\text{m}$ (0.000026 in)	$\pm 2.0 \mu\text{m}$ ( $\pm 0.000079$ in)
6W (blue cap) 10 mm	0.14 N	1.6 N	0.25 N	2.5 N	9.0 N	$\pm 14^\circ$	4.5 mm (0.18 in)	1.5 mm (0.059 in)	0.80 $\mu\text{m}$ (0.000032 in)	$\pm 1.5 \mu\text{m}$ ( $\pm 0.000059$ in)
EM1 10 mm	0.08 N	0.75 N	0.2-0.3 N	3.5 N	-	$\pm 14^\circ$	4.0 mm (0.16 in)	-	0.35 $\mu\text{m}$ (0.000014 in)	$\pm 0.8 \mu\text{m}$ ( $\pm 0.000032$ in)
EM2 10 mm	0.08 N	0.75 N	0.2-0.3 N	3.5 N	-	$\pm 14^\circ$	4.0 mm (0.16 in)	-	0.35 $\mu\text{m}$ (0.000014 in)	$\pm 0.8 \mu\text{m}$ ( $\pm 0.000032$ in)

The above data applies for test conditions as follows:

Stylus length as stated above

Stylus velocity 480 mm/min (1.57 ft/min)





## TP20 probe kits

### TP20 probe kit 1

Includes two standard force modules.

**Part number:** A-1371-0290      **Price:** \$4,262

### TP20 probe kit 2

Includes one standard force and one medium force module.

**Part number:** A-1371-0291      **Price:** \$4,262

### TP20 probe kit 3

Includes one standard force and one extended force module.

**Part number:** A-1371-0292      **Price:** \$4,262

### TP20 probe kit 4

Includes two medium force modules.

**Part number:** A-1371-0293      **Price:** \$4,262

### TP20 probe kit 5

Includes one medium force and one extended force module.

**Part number:** A-1371-0294      **Price:** \$4,262

### TP20 probe kit 6

Includes two extended force modules.

**Part number:** A-1371-0295      **Price:** \$4,262

### TP20 probe kit 7

Includes one standard force and one 6-way module.

**Part number:** A-1371-0418      **Price:** \$4,617

## TP20 non-inhibit (NI) probe kits

### TP20 non-inhibit probe kit 1

Includes two standard force modules.

**Part number:** A-1371-0640      **Price:** \$4,262

### TP20 non-inhibit probe kit 2

Includes one standard force and one medium force module.

**Part number:** A-1371-0641      **Price:** \$4,262

### TP20 non-inhibit probe kit 3

Includes one standard force and one extended force module.

**Part number:** A-1371-0642      **Price:** \$4,262

### TP20 non-inhibit probe kit 4

Includes two medium force modules.

**Part number:** A-1371-0643      **Price:** \$4,262

### TP20 non-inhibit probe kit 5

Includes one medium force and one extended force module.

**Part number:** A-1371-0644      **Price:** \$4,262

### TP20 non-inhibit probe kit 6

Includes two extended force modules.

**Part number:** A-1371-0645      **Price:** \$4,262

# Coordinate measuring machine probes

## TP20 accessories

### TP20 probe modules

#### Standard force probe module

**Part number:** A-1371-0270      **Price:** \$1,066

#### Medium force probe module

**Part number:** A-1371-0271      **Price:** \$1,066

#### Extended force probe module

**Part number:** A-1371-0272      **Price:** \$1,066

#### Low force module

This module has a lower trigger force for use on components where a low probing force is needed.

**Part number:** A-1371-0392      **Price:** \$1,066

#### 6-way probe module

**Part number:** A-1371-0419      **Price:** \$1,421

#### EM1 module only kit

This module is based on the standard force module with an integral 50 mm carbon fiber extension piece.

**Part number:** A-1371-0430      **Price:** \$1,290

#### EM2 module only kit

This module is based on the standard force module with an integral 75 mm carbon fiber extension piece.

**Part number:** A-1371-0431      **Price:** \$1,332

#### EM1/EM2 kit

Includes: TP20 EM1 standard module assembly  
TP20 EM2 standard module assembly  
Test certificate  
EM1/EM2 user's information

**Part number:** A-1371-0432      **Price:** \$2,368

#### Cleaning kit

**Part number:** A-1085-0016      **Price:** \$20

## MCR20

The MCR20 module changing rack provides rapid automatic changing of probe modules without the need to requalify. Rack function is completely passive and does not require any electrical connections.

Installation and set-up of the system is achieved with minimal operator skill as no special software or communications are required. The rack base and docking port assembly incorporate hinged overtravel mechanisms to assist crash protection. The kits include two probe modules, a mounting kit, a location plate, and a PS2R stylus.

Mounting fixture:	Single stud
Number of ports:	6
Repeatability of module change:	Automatic $\leq 1 \mu\text{m}$ Manual $\leq 2 \mu\text{m}$



## MCR20 probe module change rack kits

### MCR20 module change rack kit 1

Includes two standard force modules.

**Part number:** A-1371-0261      **Price:** \$5,789

### MCR20 probe module change rack kit 2

Includes one standard force and one medium force module.

**Part number:** A-1371-0262      **Price:** \$5,789

### MCR20 probe module change rack kit 3

Includes one standard force and one extended force module.

**Part number:** A-1371-0263      **Price:** \$5,789

### MCR20 probe module change rack kit 4

Includes two medium force modules.

**Part number:** A-1371-0264      **Price:** \$5,789

### MCR20 probe module change rack kit 5

Includes one medium force and one extended force module.

**Part number:** A-1371-0265      **Price:** \$5,789

### MCR20 probe module change rack kit 6

Includes two extended force modules.

**Part number:** A-1371-0266      **Price:** \$5,789

### MCR20 location plate

**Part number:** M-1085-0301      **Price:** \$11

# Coordinate measuring machine probes

## TP2 5-way

TP2 5-way is the industry-standard probe for most CMM applications. Its compact dimensions are ideal for probing into restricted component features.

Sense directions:	5-way ( $\pm X$ , $\pm Y$ , $+Z$ )
$2\sigma$ unidirectional repeatability:	0.35 $\mu\text{m}$
Pre-travel variation:	$\pm 0.80 \mu\text{m}$
Stylus force range:	7 g to 15 g
Stylus overtravel:	XY plane $\pm 14^\circ$ +Z axis 4.5 mm @ 7 g 3.0 mm @ 15 g
Mounting options:	M8 thread
Stylus thread size:	M2
Suitable interface:	PI4-2, PI7-3 or PI200-3
Test conditions:	10 mm stylus @ 8 mm/s with trigger force of 7 g to 8 g

**Part number:** A-1042-1890

**Price:** \$4,005



## TP6/TP6A

The TP6 combines the robust characteristics of the TP1(S) with the repeatability of the TP2. It can be used on manual or DCC CMMs along with Renishaw's vast range of heads and extensions. The TP6A incorporates an autojoint for use with the Renishaw autochange system, or for manual probe changing. The TP6A allows for fast probe exchange without redatuming.

Sense directions:	$\pm X$ , $\pm Y$ , $+Z$
$2\sigma$ unidirectional repeatability:	0.35 $\mu\text{m}$
Pre-travel variation:	$\pm 1.0 \mu\text{m}$
Stylus force range:	10 g to 30 g
Stylus overtravel:	XY plane $\pm 22^\circ$ +Z axis 6.5 mm @ 12 g 3.0 mm @ 30 g
Mounting options:	TP6 M8 thread TP6A Autojoint
Stylus thread size:	M3
Test stylus length:	21 mm
Suitable interface:	PI4-2, PI7-3, PI200-3
Test conditions:	21 mm stylus @ 8 mm/s with trigger force of 11 g to 13 g

**Part number:** A-1039-0001 (TP6)

**Price:** \$3,873

**Part number:** A-1039-0028 (TP6A)

**Price:** \$4,005



## TP7M

The TP7M is designed to maintain a high level of accurate and reliable performance across a wide range of conditions. The TP7M must be used with either the PH10M probe head or a PH6M fixed head.

Sense directions:	±X, ±Y, ±Z	
2σ unidirectional repeatability:	High sensitivity	0.25 μm
	Mid sensitivity	0.25 μm
Pre-travel variation:	High sensitivity	±0.25 μm
	Mid sensitivity	±0.50 μm
Trigger force:	XY plane	2 g
	Z axis	15 g
Overtravel force:	XY plane	50 g
	Z axis	300 g
Stylus overtravel:	XY plane	16°
	+Z axis	5 mm
	-Z axis	5 mm
Max. extension on PH10M:	200 mm	
Mounting options:	Autojoint	
Stylus thread size:	M4	
Test stylus length:	50 mm	
Suitable interface:	PI7-3 only	
Test conditions:	50 mm stylus @ 8 mm/s	



### TP7M probe kit

**Part number:** A-1073-0121

**Price:** \$5,906

## TP7M EP

The TP7M EP (enhanced performance) is capable of achieving a 3D accuracy of < 0.6 μm tested to ISO 10360 Part 2.

### TP7M EP probe kit

**Part number:** A-1073-0261

**Price:** \$7,322

## TP200/TP200B modular probes

The TP200 and TP200B are electronic probes using strain gage technology which gives higher accuracy than kinematic touch-trigger probes. They combine outstanding metrology performance with superior functionality to produce a highly versatile DCC CMM probing system with excellent productivity.

The TP200 system components are:

- TP200 probe body – the standard model
- TP200B probe body – a variant model with increased vibration tolerance
- TP200 stylus module – choice of fixed overtravel forces: 'SF' (standard force) or 'LF' (low force)
- PI 200 probe interface
- SCR200 stylus changing rack



### TP200 probe body

The TP200 probe incorporates micro strain gage transducers delivering excellent repeatability and accurate 3D form measurement even with long styli. The sensor technology gives sub-micron triggering performance and eliminates the lobing characteristics encountered with standard probes. The solid state ASIC electronics within the probe ensure reliable operation over millions of trigger points.

### TP200B probe body

The TP200B probe uses the same technology as TP200 but has been designed to have a higher tolerance to vibration. This helps to overcome the problem of 'air' trigger generation which can arise from vibrations transmitted through the CMM or when using longer styli with faster positioning speeds. Please note that we do not recommend the use of TP200B with the LF module or cranked/star styli.

Measuring performance			TP200	TP200B
Principal application			DCC CMM where high accuracy measurement is required	As TP200 but where 'air' * trigger events occur
Sense directions			6-way ( $\pm X, \pm Y, \pm Z$ )	6 way ( $\pm X, \pm Y, \pm Z$ )
Unidirectional repeatability ( $2\sigma$ $\mu\text{m}$ )	Trigger level 1		0.4 $\mu\text{m}$ (0.000016 in)	0.4 $\mu\text{m}$ (0.000016 in)
	Trigger level 2		0.5 $\mu\text{m}$ (0.000020 in)	0.5 $\mu\text{m}$ (0.000020 in)
XY (2D) form measurement deviation	Trigger level 1		$\pm 0.8$ $\mu\text{m}$ (0.000032 in)	$\pm 1.0$ $\mu\text{m}$ (0.000040 in)
	Trigger level 2		$\pm 0.9$ $\mu\text{m}$ (0.000036 in)	$\pm 1.2$ $\mu\text{m}$ (0.000047 in)
XYZ (3D) form measurement deviation	Trigger level 1		$\pm 1.0$ $\mu\text{m}$ (0.000040 in)	$\pm 2.5$ $\mu\text{m}$ (0.000100 in)
	Trigger level 2		$\pm 1.4$ $\mu\text{m}$ (0.000056 in)	$\pm 4.0$ $\mu\text{m}$ (0.000160 in)
Repeatability of stylus change	With SCR200		$\pm 0.5$ $\mu\text{m}$ (0.000020 in) max	$\pm 0.5$ $\mu\text{m}$ (0.000020 in) max
	Manual		$\pm 1.0$ $\mu\text{m}$ (0.000040 in) max	$\pm 1.0$ $\mu\text{m}$ (0.000040 in) max
Trigger force	XY plane	All modules	0.02 N	0.02 N
	Z axis	All modules	0.07 N	0.07 N
Overtravel force (@ 0.5 mm displacement)	XY plane	SF/EO module	0.2 N – 0.4 N	0.2 N – 0.4 N
		LF module	0.1 N – 0.15 N	0.1 N – 0.15 N
	Z axis	SF/EO module	4.9 N	4.9 N
		LF module	1.6 N	1.6 N
Weight (probe sensor + module)			22 g (0.8 oz)	22 g (0.8 oz)
Max. extension (if on PH10 series head)			300 g (11.8 oz)	300 g (11.8 oz)
Max. recommended stylus length (M2 stylus range)	SF/EO module	LF module	50 mm (1.97 in) steel – 100 mm (3.94 in) GF	50 mm (1.97 in) steel – 100 mm (3.94 in) GF
		LF module	20 mm (0.79 in) steel – 50 mm (1.97 in) GF	20 mm (0.79 in) steel – 50 mm (1.97 in) GF
Probe mounting method			M8 thread	M8 thread
Suitable interface			PI200	PI200
Stylus module changing rack (automatic)			SCR200	SCR200
Stylus module storage rack (manual)			MSR1	MSR1

The above data applies for test conditions as follows:

Stylus length 50 mm (1.97 in)  
Stylus velocity 480 mm/min (1.57 ft/min)

\* Air trigger (or false trigger). The TP200B reduces triggers that may be caused by vibrations.

## TP200/TP200B probe kits

### TP200 probe with standard force module

**Part number:** A-1207-0001      **Price:** \$4,968

### TP200 probe with low force module

**Part number:** A-1207-0002      **Price:** \$4,968

### TP200B probe with standard force module

**Part number:** A-1207-0055      **Price:** \$4,968

## TP200 accessories

### Standard force stylus module

**Part number:** A-1207-0010      **Price:** \$746

### Low force stylus module

**Part number:** A-1207-0011      **Price:** \$746

### TP200 probe cleaning kit

**Part number:** A-1085-0016      **Price:** \$20

### GF stylus kit \*

**Part number:** A-5003-2310      **Price:** \$710

\*See Stylus section for kit contents.

# Coordinate measuring machine probes

## SCR200

The SCR200 stylus changing rack provides rapid, automatic changing of styli without the need to requalify probe tips. Installation and set-up of the system are achieved with minimal operator skill, as no special CMM cabling, software or communications are required. The SCR200 is powered and serviced entirely by the PI200-3 interface and is fully crashed protected.

Mounting:	Horizontal or vertical
Mounting fixture:	Single stud
Number of ports:	6
Module location and retention:	Magnetic
Repeatability of stylus change ( $2\sigma$ ) at 50 mm:	Automatic: 1 $\mu$ m Manual: 2 $\mu$ m
Change cycle:	< 2 seconds



### SCR200 kit

Includes: 3 stylus changing modules  
Mounting kit  
PS2R stylus  
Location plate

**Part number:** A-1207-0030 (standard force modules) **Price:** \$9,560  
**Part number:** A-1207-0070 (low force modules) **Price:** \$9,560

### SCR200 stylus changing rack only

**Part number:** A-1085-0002 **Price:** \$7,540

### SCR200 datum stylus (PS35R)

**Part number:** A-5000-7812 **Price:** \$147

### SCR200 cables

**Part number:** A-1016-7630 (PL63S – 5 m) **Price:** \$114  
**Part number:** A-1016-7631 (PL64S – 10 m) **Price:** \$131  
**Part number:** A-1016-7632 (PL65S – 20 m) **Price:** \$171

### SCR200 mounting kit

**Part number:** A-1085-0005 **Price:** \$21

### SCR200 location plate

**Part number:** M-1085-0301 **Price:** \$11



## Special probing systems

### SP25

The SP25M is actually two sensors in one! – enabling the user to SCAN for form measurement or reverse engineering and TOUCH-TRIGGER PROBE (TTP) for geometry.

Highly accurate scanning performance with (M3) stylus lengths from 20 mm to 200 mm together with the ability to carry Renishaw's TP20 range of touch-trigger probe modules mean that the SP25M system provides unmatched flexibility to optimize a measurement solution to suit the application.

The probe is just 25 mm in diameter, compatible with Renishaw's PH10M/MQ, PH6M and PHS1 probe heads, and can also be mounted using a multiwired extension bar. Together these combinations permit excellent reach and access to part features.

Physical measurement range: ±0.5 mm deflection in all directions in all orientations

Physical overtravel range: X,Y ±2.0 mm  
 +Z 1.7 mm  
 -Z 1.2 mm

Resolution: Capable of < 0.1 μm

Spring rate: 0.6 N/mm to 0.2 N/mm – dependent on stylus length

Dimensions: Ø25 mm × length dependent on module used

Mass: SP25M body	65 g
SM25-1 scan module	35 g (includes SH25-1, but excludes stylus)
SM25-2 scan module	40 g (includes SH25-2, but excludes stylus)
SM25-3 scan module	49 g (includes SH25-3, but excludes stylus)
TM25-20 TTP module	40 g (includes TP20 standard module, but excludes stylus)

Mounting: Multiwired autojoint connection

- compatible with PH10M PLUS, PH10MQ PLUS, and PH6M
- may be mounted to autojoint extension bars

Signal outputs: Non-linear and non-orthogonal analog outputs – rate, gain and resolution are not fixed

Interface: AC3 card



### SP25M special SCAN/TTP full combination kit

The full scanning system plus the capability to use TP20 modules – this kit includes all the equipment in these separate kits and is supplied as one complete kit:

- 1 × A-2237-1001 SP25M scanning probe kit #1 (includes SM25-1 kit)
- 1 × A-2237-1102 SM25-2 scanning module kit
- 1 × A-2237-1103 SM25-3 scanning module kit
- 1 × A-2237-1200 TM25-20 TTP module adaptor ONLY (to directly carry any TP20 module)

**Part number:** A-2237-1015

**Price:** \$19,725

## Coordinate measuring machine probes

### SP25M scanning probe kit #1 (entry level kit)

Includes: 1 × SP25M probe body  
1 × SM25-1 scanning module kit (see below)

**Part number:** A-2237-1001      **Price:** \$11,397

### SP25M scanning probe kit #2 (entry level kit)

Includes: 1 × SP25M probe body  
1 × SM25-2 scanning module kit (see below)

**Part number:** A-2237-1002      **Price:** \$11,397

### SP25M scanning probe kit #3 (entry level kit)

Includes: 1 × SP25M probe body  
1 × SM25-3 scanning module kit (see below)

**Part number:** A-2237-1003      **Price:** \$11,397

### SP25M scanning probe kit #4 (entry level kit)

Includes: 1 × SP25M probe body  
1 × SM25-4 scanning module kit (see below)

**Part number:** A-2237-1004      **Price:** \$13,406

### SM25-1 scanning module kit

Includes: 1 × SM25-1  
2 × SH25-1

**Part number:** A-2237-1101      **Price:** \$5,241

### SM25-2 scanning module kit

Includes: 1 × SM25-2  
2 × SH25-2

**Part number:** A-2237-1102      **Price:** \$5,241

### SM25-3 scanning module kit

Includes: 1 × SM25-3  
2 × SH25-3

**Part number:** A-2237-1103      **Price:** \$5,241



**SM25-4 full module kit**

Includes: 1 × SM25-4  
2 × SH25-4  
full stylus kit containing:  
1 × M3 stylus D5R L21 EWL21 d2.5SS  
1 × M3 stylus D5R L50 EWL50 d2.5CE  
1 × M3 stylus D10R L200 EWL200 d4C/F  
1 × M3 stylus D10R L150 EWL150 d4C/F  
1 × M3 stylus D10R L100 EWL100 d4C/F  
1 × M3 stylus D10R L75 EWL75 d4C/F  
2 × M2-M3 stylus tools

**Part number:** A-2237-1104      **Price:** \$8,530

**SM25-4 entry level module kit**

Includes: 1 × SM25-4  
1 × SH25-4  
basic stylus kit containing:  
1 × M3 stylus D5R L21 EWL21 d2.5SS  
1 × M3 stylus D10R L100 EWL100 d4C/F  
2 × M2-M3 stylus tools

**Part number:** A-2237-1108      **Price:** \$6,692

**SM25-4 basic module kit**

Includes: 1 × SM25-4  
2 × SH25-4  
basic stylus kit containing:  
1 × M3 stylus D5R L21 EWL21 d2.5SS  
1 × M3 stylus D10R L100 EWL100 d4C/F  
2 × M2-M3 stylus tools

**Part number:** A-2237-1109      **Price:** \$7,240

**SM25-5 scanning module kit**

Includes: 1 × SM25-5  
2 × SH25-5

**Part number:** A-2237-1105      **Price:** \$6,617

**TM25-20 TTP module adaptor only**

**Part number:** A-2237-1200      **Price:** \$3,731

**TM25-20 TTP module adaptor kit #1**

Includes: 1 × TM25-20  
2 × TP20 standard modules

**Part number:** A-2237-1201      **Price:** \$5,241

**SM25-1 scanning module only**

**Part number:** A-2237-1111      **Price:** \$4,875

**SM25-2 scanning module only**

**Part number:** A-2237-1112      **Price:** \$4,875

**SM25-3 scanning module only**

**Part number:** A-2237-1113      **Price:** \$4,875

**SM25-4 scanning module only**

**Part number:** A-2237-1114      **Price:** \$5,703

**SM25-5 scanning module only**

**Part number:** A-2237-1115      **Price:** \$6,302

**SH25-1 stylus holder only**

**Part number:** A-2237-1301      **Price:** \$218

**SH25-2 stylus holder only**

**Part number:** A-2237-1302      **Price:** \$330

**SH25-3 stylus holder only**

**Part number:** A-2237-1303      **Price:** \$402

**SH25-4 stylus holder only**

**Part number:** A-2237-1304      **Price:** \$532

**SH25-5 stylus holder only**

**Part number:** A-2237-1305      **Price:** \$284

**AC3 interface card**

**Part number:** A-2237-1601      **Price:** \$3,657

# Coordinate measuring machine probes

## FCR25

The full potential of the SP25M system may be realized when the flexible change rack option is incorporated. Based on the versatile FCR25 triple-port rack unit, which allows any of the SP25M system elements to be rapidly exchanged in any of the ports, this is undoubtedly the most adaptable rack system yet from Renishaw. The FCR25 mounts directly to Renishaw's MRS modular rack system. Alternatively, compact 3-port and 6-port 'standalone' racks are available which incorporate FCR25.



### FCR25 flexible change rack unit

Triple-port unit for MRS system.

Includes: 1 × FCR25  
3 × PA25-SH  
3 × PA25-20



**Note:** Requires an MRS kit for CMM mounting.

**Part number:** A-2237-1401      **Price:** \$2,804

### FCR25 TC

Thermally controlled FCR25 for use with SM25 modules only.

**Part number:** A-2237-1408      **Price:** \$3,182

### FCR25-L3 3-port standalone change rack unit

Includes: 1 × FCR25 with integral leg for table mounting  
3 × PA25-SH  
3 × PA25-20

**Part number:** A-2237-1403      **Price:** \$4,144



### FCR25-L6 6-port standalone change rack unit

Includes: 2 × FCR25 with integral leg for table mounting  
3 × PA25-SH  
3 × PA25-20

**Part number:** A-2237-1406      **Price:** \$6,947



### FCR25 port adaptor insert kit

Includes: 3 × PA25-SH  
3 × PA25-20

**Part number:** A-2237-1415      **Price:** \$402

## SP80

The SP80 is a quill-mounted scanning probe that uses digital scale and readhead technology, plus Renishaw's innovative isolated optical metrology principles, to provide exceptional scanning performance, even with long styli.

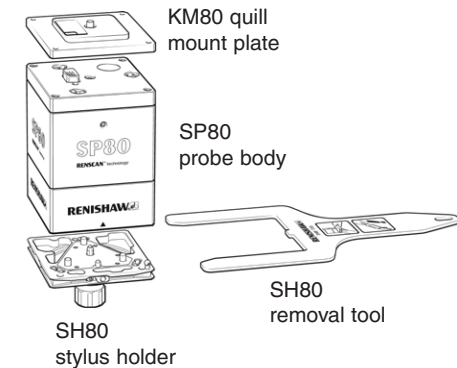
It is able to reach deep into parts by carrying styli up to 500 mm long and 500 g mass, including star configurations which do not require counterbalancing. Renishaw's M5 styli products are designed to complement SP80 and ensure maximum performance.

Detachable stylus holders (SH80) permit rapid and repeatable interchange between stylus configurations, thus eliminating recalibration, maximizing productivity and permitting optimum solutions to match the application.

A simple and robust passive design, with no internal motors to generate heat or reliability issues, avoids unnecessary system complexity.

The SP80 probe body houses the sensor mechanism comprising a 'box' spring motion system and the isolated metrology system featuring high accuracy digital scale and readheads.

Longer stylus lengths may be carried subject to operating conditions (consult Renishaw for application assistance).



### SP80 probe kit 1

Includes: SP80 probe body  
SH80 stylus holder  
KM80 quill mount plate  
PL157 probe cable  
60 mm long stylus  
Tools

**Part number:** A-2238-0700 **Price:** \$18,526

### SP80 probe kit 2

Includes: SP80 probe kit 1  
SCP80 stylus change port (3 off)  
MRS kit 2 (600 mm rail length – see page 1-57)

**Part number:** A-2238-0732 **Price:** \$22,825

### SP80 probe kit 3

Includes: SP80 probe kit 1  
SCP80 stylus change port (4 off)  
MRS kit 2 (600 mm rail length – see page 1-57)

**Part number:** A-2238-0733 **Price:** \$23,208

### SP80 probe kit 4

Includes: SP80 probe kit 1  
SCP80 stylus change port (5 off)  
MRS kit 3 (1000 mm rail length – see page 1-57)

**Part number:** A-2238-0734 **Price:** \$23,664

### SP80 probe kit 5

Includes: SP80 probe kit 2  
SH80 stylus holder (3 off)

**Part number:** A-2238-0735 **Price:** \$24,253

### SP80 probe kit 6

Includes: SP80 probe kit 3  
SH80 stylus holder (4 off)

**Part number:** A-2238-0736 **Price:** \$25,216

### SP80 probe kit 7

Includes: SP80 probe kit 4  
SH80 stylus holder (5 off)

**Part number:** A-2238-0737 **Price:** \$26,199

# Coordinate measuring machine probes

## SP80H

The SP80H is a horizontal quill-mounted version of the SP80 probe that uses the same digital scale and readhead technology as the SP80 probe.

The SP80H is intended for use on horizontal arm machines and uses the standard SH80 stylus holder and KM80 quill mount. It uses the SCP80V for automated stylus changing.

It is able to carry Renishaw's range of M5 threaded styli up to 500 mm long. Stylus configurations up to 300 g unbalanced are possible.



### SP80H probe kit 1

Includes: SP80H probe body  
SH80 stylus holder  
SH80K stylus holder  
KM80 quill mount plate  
SH80 removal tool  
PL157 probe cable  
60 mm long stylus  
Tools

**Part number:** A-2238-0419      **Price:** \$18,526

Other probe kits similarly configured to the SP80 probe kits are available upon request. Please contact Renishaw for details.

### SCP80 stylus change port

Individual ports for rapid interchange between SH80s. The SCP80 mounts to Renishaw's modular rack system (MRS) – see page 1-55.

**Part number:** A-2238-0706      **Price:** \$1,183

### SCP80V rack port

The SCP80V is a rack port designed for use with SP80H to allow automatic changing of the SCP80 stylus holders on horizontal arm machines. It may also be used for changing stylus holders that have long styli protruding from the rear of a horizontally mounted port.

**Part number:** A-2238-0726      **Price:** \$1,273

### SH80 stylus holder

Rapidly interchangeable onto the probe body via a magnetic kinematic joint, the SH80 features a 5-way stylus cube which can be rotated to align styli as desired.

**Part number:** A-2238-0705      **Price:** \$595

### SH80K stylus holder

The SH80K is a stylus holder that allows you to power off the SP80 and SP80H probes and turn them back on without needing to re-home the probe.

**Part number:** A-2238-0430      **Price:** \$639

### SH80 removal tool

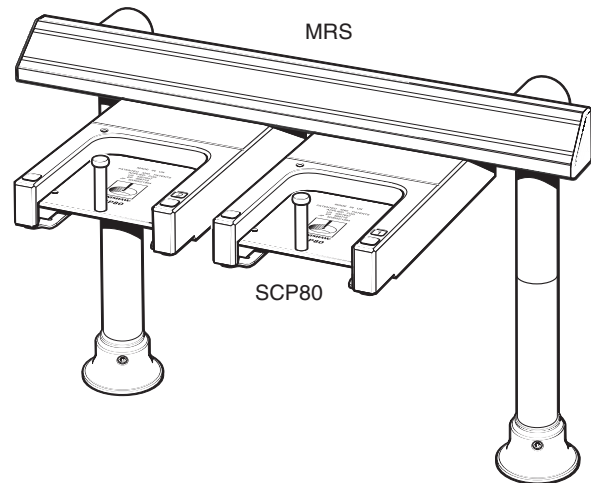
The SH80 removal tool is used to manually remove the SH80 or SH80K stylus holder from the SP80 or SP80H.

**Part number:** M-2238-0443      **Price:** \$64

### KM80 quill mount plate

The standard mounting plate between the CMM quill (80 mm square) and the SP80 probe body. Provides easy and repeatable removal/replacement of the probe. Alternative CMM quill mountings are available (see KM6080 and SM80 below).

**Part number:** A-2238-0703      **Price:** \$198



### SM80 shank mount plate

As KM80 but with a shank mount to the CMM (non-preferred method).

**Part number:** A-2238-0704      **Price:** \$991

### IU80 interpolator unit

Required for all OEM controller installations (as opposed to Renishaw's UCC controller installations which require use of the UCC/SP80 daughter card).

**Part number:** A-2238-0720      **Price:** \$952

### CC6 counter card

Required where this function is not performed by the CMM controller/PC.

**Part number:** A-4068-0400      **Price:** \$1,716

### Cables

#### PL156

IU80 to OEM controller (supplied unterminated).

**Part number:** A-1016-7129      **Price:** \$109

#### PL157

SP80 probe cable (included with all SP80 kits).

**Part number:** A-1016-7132      **Price:** \$131

#### PL158

IU80 to CC6.

**Part number:** A-1016-7133      **Price:** \$277



## Coordinate measuring machine probes

### SP600M

The SP600M is an autojointed, multiwired analog scanning probe which enables a CMM to gather large amounts of data very rapidly for inspection or digitizing purposes. Low spring forces allow scanning of finely detailed parts. The probe can be used with a PH10M or PH6M probe head and is compatible with the Renishaw autochange system.

Measurement range:	±1 mm (0.04 in) X, Y, and Z
Return to zero:	< 5 µm (0.0002 in) from 0.5 mm deflection
Resolution:	0.1 µm (0.000004 in) with optional AC2 interface 0.5 µm (0.00002 in) with optional AC1 interface
Spring rate:	120 gf/mm nominal
Outputs (X,Y,Z):	Analog proportional voltage output scaling: 4 V to 8.5 V/mm
Interface:	AC1 or AC2 analog converter PC card (optional)
Mounting:	Multi-wired autojoint
Dimension:	Length 107.5 mm, diameter 50 mm
Weight:	216 g

**Part number:** A-2098-0105      **Price:** \$12,120

#### AC1 analog converter PC card

**Part number:** A-2098-1000      **Price:** \$2,546

#### AC2 analog converter PC card

**Part number:** A-2172-0001      **Price:** \$2,961

#### Stylus module – SH600 standard

**Part number:** A-2098-0284      **Price:** \$504

#### Stylus module – SH600 extended

**Part number:** A-2098-1036      **Price:** \$686

### SP600Q

The SP600Q is a quill-mounted version of the SP600M probe. It can therefore be connected directly to the quill of a CMM and an external cable carries the probe signal to the interface card. The specification for the SP600Q is identical to the SP600M, with the following exceptions:

Mounting:	Direct in quill
Dimensions:	Length 99 mm, diameter 60 mm
Weight:	299 g

#### SP600Q kit

**Part number:** A-2098-0890      **Price:** \$12,120

### SCR600 stylus changing rack

The SCR600 is a passive stylus change rack for use with the SP600M and requires no electrical connections. It houses up to four stylus modules per rack. The rack kit includes two stylus changing modules and additional modules can be purchased separately.

**Part number:** A-2098-0255      **Price:** \$5,624





## Gram gage

The gram gage allows you to adjust, reset and check probe trigger force settings on all standard Renishaw CMM touch-trigger probes. Setting the optimum trigger force using the gram gage maximizes probe performance. It can be used to set trigger force settings over a range of 3 to 30 grams.

Overall length: 95 mm  
 Needle length: 41 mm  
 Depth: 27 mm  
 Width: 43 mm  
 Range: 4 to 35 gram range with 1 gram graduations

Probe	Stylus length (mm)	Optimum trigger force (grams) *
TP1	31	15
TP2-5W	10	7 to 8
TP2-6W	10	7 to 8
TP6	21	11 to 13
TP6A	21	11 to 13

\* This is the optimum trigger force recommended by Renishaw. Higher trigger forces may be required for longer styli.

**Part number:** P-GA01-0001

**Price:** \$399



# Coordinate measuring machine probes

## CMM probe shanks

Shanks are used to mount the probe head to the quill of the CMM. The shanks listed below are suitable for all Renishaw manual and motorized heads, as well as the TP1 and MIP probes.

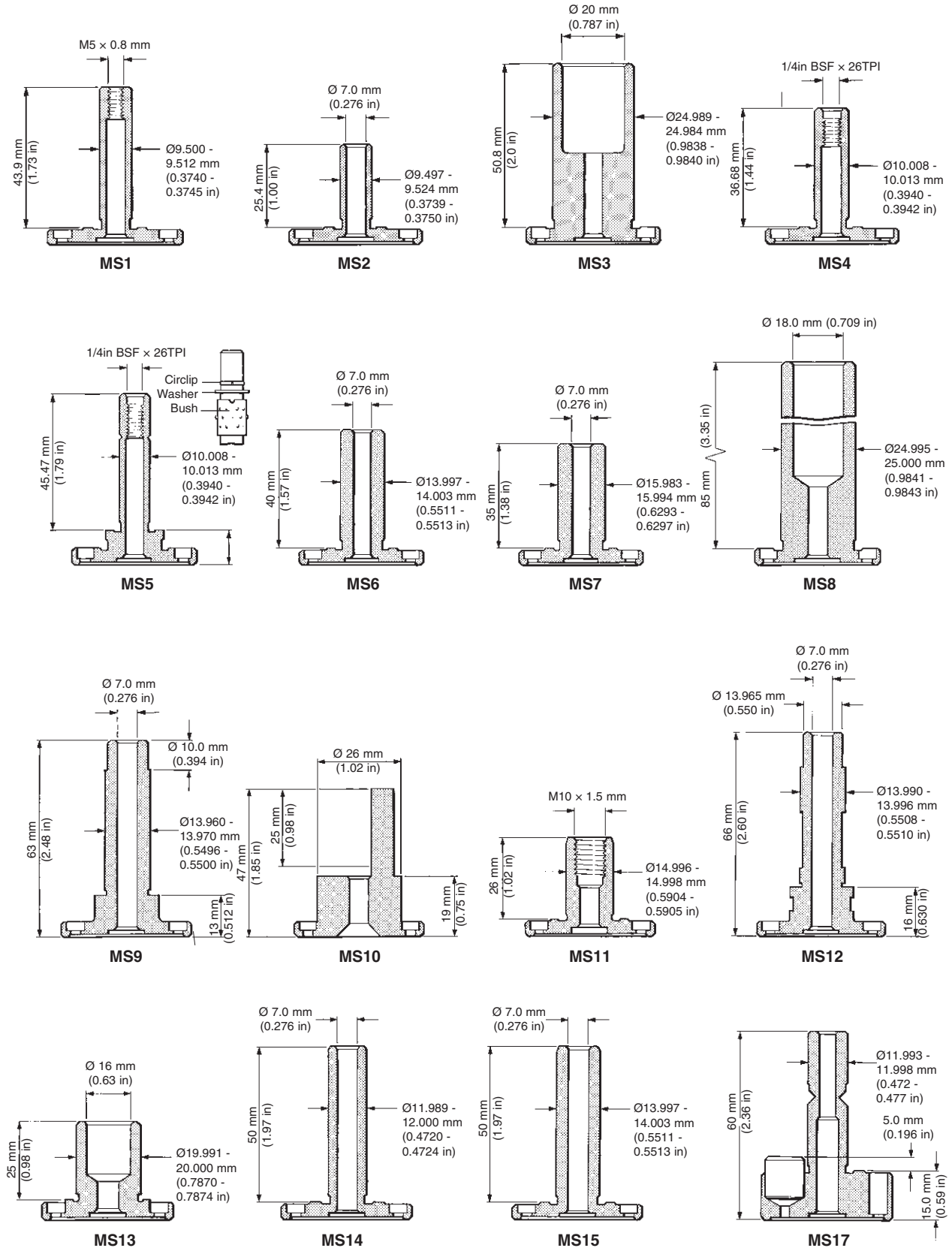
**Note:** The PH6 requires a different shank and has a separate listing (see page 1-46).

The correct shank must be chosen to suit the mounting facility of your coordinate measuring machine.

Shanks are included in the price of Renishaw heads and TP1 and MIP probes, but must be specified when placing an order. See the drawings on the following pages for the exact dimensions of each shank.

Shank	Used on the following machines	Part number	Price
MS1	Brown & Sharpe, Bridgeport, Elm Systems, Fanamation, Giddings & Lewis, I.T.P., Poli, Portage Machine, Tesa, Zett-Mess	M-1041-2146	\$166
MS1(S)	New Carl Zeiss	A-1041-7114	\$166
MS2	Boice, Carl Zeiss, Federal Products, Helmel, Kemco, Metrologic, MFO, Mora, Numerex, Real Meca, Starrett, Tokyo-Boeki, Tri-mesures, TSK, and Wenzel	M-1041-1650	\$166
MS3	LK Tool (meter 4), Ferranti, Tarus, W & A, Eley & Warren	M-1041-1656	\$166
MS5	Ferranti	M-1041-1652	\$166
MS6	C.E. Johansson (old specification)	M-1041-1653	\$166
MS7	Renault (Seiv), Tri-Measures	M-1041-1654	\$166
MS7(S)	Starrett (new specification)	M-1041-7132	\$212
MS8	Olivetti	M-1041-1657	\$166
MS9	MTI Corporation (UK)	M-1041-4843	\$166
MS10	MTI Corporation	M-1041-7507	\$166
MS11	Crown Windley	M-1041-1088	\$166
MS12	MTI Corporation (new specification)	M-1041-7068	\$166
MS13	DEA Corp	M-1041-5348	\$166
MS14	CTA, Real Meca	M-1041-5981	\$166
MS15	C.E. Johansson (new specification)	M-1041-2153	\$166
MS17	Stiefelmayer	A-1041-7113	\$236

Standard base diameter 41.35 mm – 41.45 mm (1.630 in – 1.632 in)



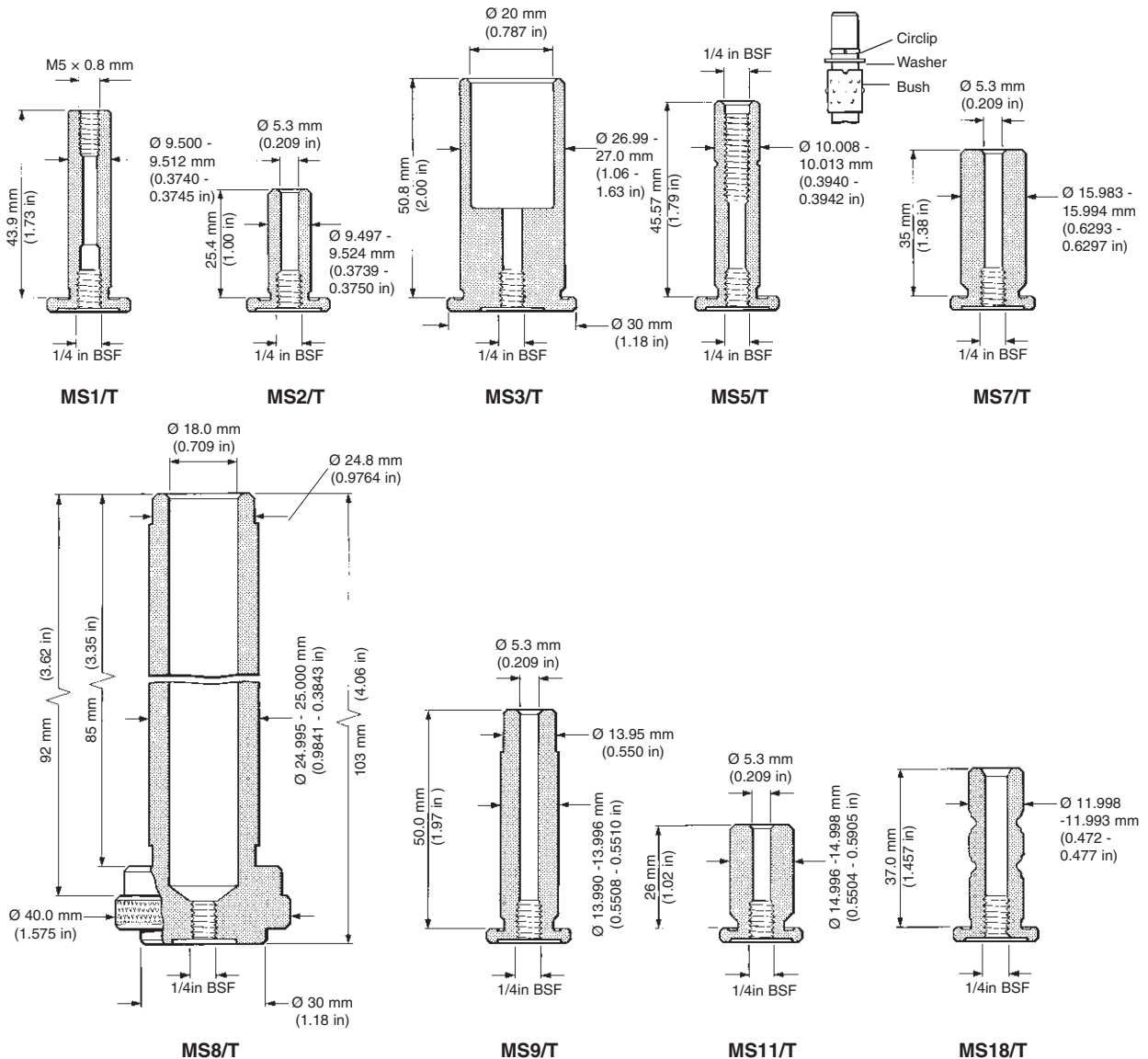
# Coordinate measuring machine probes

## PH6 shanks

### Shank Used on the following machines

Shank	Used on the following machines	Part number	Price
MS1/T	Brown & Sharpe, Bridgeport, Elm Systems, Fanamation, Giddings & Lewis, Poli, Portage Machine	M-1046-1121	\$236
MS2/T	Federal Products, Helmel, Kemco, Mora, Numerex, Starrett, Tokyo-Boeki, Wenzel	M-1046-1120	\$166
MS3/T	Eley, Ferranti, LK Tool (meter 4), Tarus, W & A, Warren	M-1046-1126	\$166
MS4/T	LK Tool (micro)	M-1046-1128	\$166
MS5/T	Ferranti	M-1046-1122	\$166
MS6/T	C.E. Johansson	M-1046-1123	\$166
MS7/T	Renault	M-1046-1124	\$166
MS8/T	Olivetti	M-1046-1802	\$166
MS9/T	MTI Corporation (UK)	M-1046-4545	\$166
MS11/T	Crown & Windley	M-1046-2661	\$166
MS18/T	Mora	M-1046-7107	\$166

Standard base diameter 18.9 mm – 19.1 mm (0.74 in – 0.75 in) unless stated



## CMM cables

### Manual probe head cables

Cable	Type	Overall length	Machine connector	Part number	Price
PL1(T)	Coiled	315 mm – 730 mm (12.4 in – 28.7 in)	5 pin mold – 5 pin DIN	A-1016-0004	\$107
PL2(T)	Coiled	465 mm – 1290 mm (18.3 in – 50.8 in)	5 pin mold – 5 pin DIN	A-1016-0006	\$107
PL3(T)	Coiled	765 mm – 2415 mm (30.1 in – 95.1 in)	5 pin mold – 5 pin DIN	A-1016-0012	\$107
PL4(T)	Plain	4510 mm (177.6 in)	5 pin mold – 5 pin DIN	A-1016-0001	\$107
PL14	Coiled	595 mm – 1830 mm (23.4 in – 72 in)	5 pin mold – 7 pin AMPHENOL	A-1016-0003	\$119
PL17(T)	Coiled	200 mm – 400 mm (7.9 in – 15.8 in)	5 pin mold – 14 pin LEMO	A-1023-7024	\$268
PL18(T)	Coiled	500 mm – 1300 mm (19.7 in – 51.2 in)	5 pin mold – 14 pin LEMO	A-1023-7025	\$268
PL27(T)	Coiled	203 mm (8 in)	5 pin mold – 5 pin mold	A-1016-6370	\$63
PL27(T)	Plain	152 mm (6 in)	5 pin mold – 5 pin mold	A-1016-6440	\$63

### Motorized probe head cables

Cable	Type	Overall length	Machine connector	Part number	Price
PL5(U)	Coiled	0.4 m – 0.8 m (16 in – 31 in)	PH9/10 to machine cable	A-1016-7672	\$298
PL6(U)	Coiled	0.8 m – 1.6 m (31 in – 63 in)	PH9/10 to machine cable	A-1016-7673	\$298
PL12(U)	Plain	0.1 m (4 in)	PH9/10 to machine cable	A-1016-7674	\$261
PL13(U)	Coiled	0.1 m – 0.2 m (4 in – 8 in)	PH9/10 to machine cable	A-1016-7675	\$261
PL33(U)	Plain	3 m (118 in)	PH9/10 to machine cable	A-1023-7056	\$342
PL93(U)	Plain	0.1 m (4 in)	PH10MQ to PLM6/7/8/9S	A-1016-7676	\$298

### Machine cables

Cable	Type	Overall length	Machine connector	Part number	Price
PLM6(T)	Plain	6 m (19 ft)	PH10 cable to PHC10-3 controller (chassis)	A-1016-7564	\$171
PLM7(T)	Plain	4 m (13 ft)	PH10 cable to PHC10-3 controller (chassis)	A-1016-7563	\$171
PLM8(U)	Plain	6 m (19 ft)	PH10 cable to PHC10-3 controller (socket)	A-1016-7677	\$171
PLM9(U)	Plain	4 m (13 ft)	PH10 cable to PHC10-3 controller (socket)	A-1016-7678	\$171

### Output cables

Cable	Type	Overall length	Machine connector	Part number	Price
PL7	Plain	3 m (118 in)	5 pin DIN to 5 pin DIN	A-1029-0166	\$63
PL15	Plain	4.5 m (177 in)	5 pin DIN, interface to CMM	A-1004-0110	\$75
PL26(T)	Plain	0.6 m (23 in)	PI200-3 to PHC9 (7 pin)	A-1057-0132	\$107
PL37	Plain	0.5 m (19 in)	7 pin DIN to 7 pin DIN	A-1054-0003	\$63

### Multiwired cables

Cable	Type	Overall length	Description	Part number	Price
PL38V	Plain	25 m (82 ft)	Multiwired cable	A-1016-7625	\$945
PL42V	Plain	15 m (49 ft)	Multiwired cable	A-1016-7624	\$759
PL44V	Plain	8 m (26 ft)	Multiwired cable	A-1016-7627	\$609
PL45V	Plain	1.8 m (5.9 ft)	Multiwired cable	A-1016-7629	\$411
PL46V	Plain	3.7 m (12 ft)	Multiwired cable	A-1016-7628	\$485
PL56V	Plain	12 m (39.3 ft)	Multiwired cable	A-1016-7626	\$685
PL75V	Plain	1 m (3.2 ft)	IS1-2 extension cable	A-1016-7644	\$188

## Coordinate measuring machine probes

### Adaptor/extension cables

Cable	Type	Overall length	Description	Part number	Price
PL9	Plain	0.6 m (23 in)	Machine cable to probe interface cable	A-1029-0182	\$63
PL10	Plain	0.1 m (4 in)	Machine cable to probe/head cable (5 pin)	A-1029-0111	\$93
PL22	Plain	0.3 m (12 in)	Probe head cable adaptor (PL1S, 2S, 3S, 4S to PI4-2, PI200-3 input)	A-1057-0131	\$63
PL23(T)		0.5 m (19 in)	PI4-2, PI200-3 adaptor cable (machine cable to PHC9 extension cable PL82V to video interface)	A-1057-0133	\$93
PL97(S)	Plain	0.1 m (4 in)	SCR200 Y adaptor cable	A-1016-7660	\$249

### PICS interconnection cables

Cable	Overall length	Description	Part number	Price
PL24	5 m (196 in)	PI200-3 or PI7-3 to CMM	A-1016-0121	\$166
PL25(T)	0.3 m (11 in)	PI200-3 or PI7-3 to PHC10-3/ACC2-2	A-1016-0120	\$166
PL70(V)	0.5 m (19 in)	PI200-3 and PI7-3 interfaces	A-1016-7634	\$389
PL72	2 m (6.5 in)	PI200-3 or PI7-3 to PHC10-3/ACC2-2	A-1016-7637	\$166
PL76(S)	0.7 m (2.25 in)	T cable	A-1016-7643	\$188

## Extensions

The extensions and knuckle joint are the primary means of adding flexibility to fixed heads. Extensions provide penetration into deep features, while the knuckle joint allows inspection of angular features. The knuckle joint allows 360° in the B axis and ±100° in the A axis.

### Extension bars

Number	Description	Material	Length	Diameter	Part number	Price
PEL1	M8 thread to M8 thread	Aluminum	50 mm (1.97 in)	13 mm	A-1047-3484	\$312
PEL2	M8 thread to M8 thread	Aluminum	100 mm (3.94 in)	18 mm – 13 mm	A-1047-3485	\$380
PEL3	M8 thread to M8 thread	Aluminum	200 mm (7.87 in)	18 mm – 13 mm	A-1047-3486	\$399
PEL4	M8 thread to M8 thread	Aluminum	300 mm (11.81 in)	13 mm	A-1047-3487	\$504
PECF1*	M8 thread to M8 thread	Carbon fiber	50 mm (1.97 in)	13 mm	A-1047-7065	\$628
PECF2*	M8 thread to M8 thread	Carbon fiber	100 mm (3.94 in)	13 mm	A-1047-7064	\$677
PECF3*	M8 thread to M8 thread	Carbon fiber	200 mm (7.87 in)	13 mm	A-1047-7066	\$751

\* These products are special order only. Please call Customer Service for details.

### Knuckle joint

Number	Description	Part number	Price
PK1	Knuckle joint	A-1014-1720	\$665

### Autojoint extension bars

Number	Description	Material	Length	Diameter	Part number	Price
PAA1	Autojoint to M8 thread	Steel	30 mm (1.18 in)	25 mm – 18 mm	A-1051-0417	\$389
PAA2	Autojoint to M8 thread	Aluminum	140 mm (5.51 in)	25 mm – 13 mm	A-1051-0418	\$496
PAA3	Autojoint to M8 thread	Aluminum	300 mm (11.81 in)	25 mm – 13 mm	A-1051-0419	\$603
PAACF2*	Autojoint to M8 thread	Carbon fiber	140 mm (5.51 in)	25 mm – 13 mm	A-1051-0488	\$1,079
PAACF3*	Autojoint to M8 thread	Carbon fiber	300 mm (11.81 in)	25 mm – 13 mm	A-1051-0493	\$1,132
PAACF*	Autojoint to M8 thread	Carbon fiber	400 mm (15.74 in)	25 mm – 14 mm	A-1051-0513	\$1,808
PAACF*	Autojoint to M8 thread	Carbon fiber	450 mm (17.72 in)	25 mm – 14 mm	A-1051-0394	\$1,884
PEM1	Autojoint to autojoint	Steel/aluminum	50 mm (1.97 in)	25 mm	A-1076-0070	\$1,069
PEM2	Autojoint to autojoint	Steel/aluminum	100 mm (3.94 in)	25 mm	A-1076-0071	\$1,318
PEM3	Autojoint to autojoint	Steel/aluminum	200 mm (7.87 in)	25 mm	A-1076-0072	\$1,567
PEM4	Autojoint to autojoint	Steel/aluminum	150 mm (5.91 in)	25 mm (90°)	A-1076-0073	\$1,629
PEMCF1*	Autojoint to autojoint	Carbon fiber	50 mm (1.97 in)	25 mm	A-1051-0490	\$841
PEMCF2*	Autojoint to autojoint	Carbon fiber	100 mm (3.94 in)	25 mm	A-1051-0443	\$1,330
PEMCF3*	Autojoint to autojoint	Carbon fiber	200 mm (7.87 in)	25 mm	A-1051-0491	\$1,581
PEMCF*	Autojoint to autojoint	Carbon fiber	150 mm (5.91 in)	25 mm	A-1051-1132	\$1,512

\* These products are special order only. Please call Customer Service for details.

# Coordinate measuring machine probes

## Interfaces

### PI7-3


The PI7-3 interface is a dual-purpose probe interface designed to process signals from the TP7M high-accuracy probe and standard touch-trigger probes (TP2, TP20, TP6, and TP6A). Special auto-selecting electronics within the interface allow the automatic use and exchange of all of these probes without any setting changes to the interface.

The PI7-3 performs all the functions of the PI4 and PI9 interfaces, but has additional features such as probe damping, probe inhibit, and emergency stop. This interface can be either free-standing or rack-mounted.

Application:	TP7, TP2, TP6, TP6A, TP20, MH20, and MH20i
Power supply:	85 V – 135 V, 50/60 Hz 170 V – 270 V, 50/60 Hz
Dimensions:	Height 88 mm (3.46 in) Width 146 mm (5.75 in) Depth 208.5 mm (8.21 in)
Input:	9 way 'D' type socket
TP7M input:	15 way double density 'D' type socket or 9 pin 'D' type socket
Compatibility:	Output TTL(PICS)/SSR 5 pin DIN socket (PICS-9 pin 'D' type plug)
Cables	Contact Renishaw

**Part number:** A-5726-0100

**Price:** \$1,229





## PI200-3

The PI200-3 interface can be interconnected within the majority of Renishaw's manual and motorized probing installations with no additional CMM communications or control signalling required. Optimum performance will be obtained on installations utilizing probe damping or halt signal facilities. Probe signalling between TP200 and PI200-3 must be direct and uninterrupted. Probe signal interfacing may be present within some CMM cabling arrangements. Call Renishaw for further details.

Application: TP1, MIP, TP2, TP20, TP6, TP6A, TP200, MH20, and MH20i  
 Power supply: 85 V – 264 V, 47 Hz – 66 Hz  
 Dimensions: Height 88 mm (3.46 in)  
 Width 146 mm (5.75 in)  
 Depth 183 mm (7.19 in)  
 Input: 9 way 'D' type socket  
 Compatibility: Output PICS/SSR

**Part number:** A-5707-0100

**Price:** \$858



## IS1-2

The IS1-2 interface selector is a fully-automatic system for use on CMM installations requiring multiple sensor types (i.e. video, laser, analog, etc.). The unit functions by identifying which probe has been fitted to the probe head and switches the probe signal/power lines to the appropriate interface. The unit is configurable by inserting different programming modules.

Applications: TP7M, SP600M, TP2, TP20, TP6, TP200, SP25M, TP800  
 Power supply: 85 V – 264 V, 47 Hz – 66 Hz  
 Dimensions: Height 88 mm (3.46 in)  
 Width 164 mm (5.75 in)  
 Depth 208 mm (8.21 in)  
 Input: 15 way double density 'D' type socket  
 Output: 15 way double density 'D' type plug and  
 9 way 'D' type plug (PICS)  
 Cables: Contact Renishaw

**Part number:** A-1327-0100

**Price:** \$3,108




# Coordinate measuring machine probes

## Mounting brackets

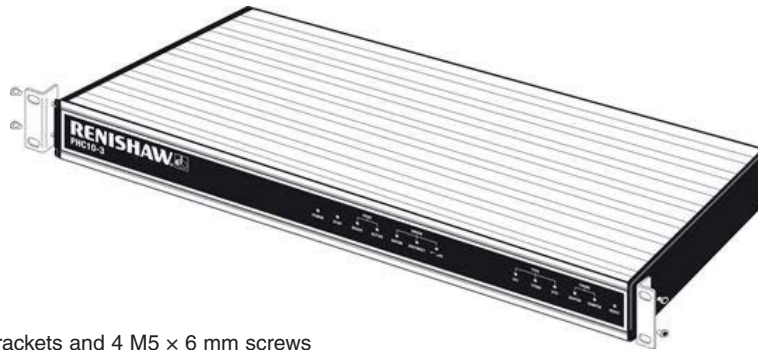
Renishaw controllers and interfaces are supplied in various different types of enclosures. Consult the drawings below to determine your bracket requirements based upon the combination of products you are installing.

### PHC9 / PHC50 / PHC10-2 / ACC2-2



- |                           |                                 |                    |
|---------------------------|---------------------------------|--------------------|
| 1. Rack mount bracket kit | <b>Part number:</b> A-1018-0124 | <b>Price:</b> \$25 |
| 2. 1/3 blanking panel kit | <b>Part number:</b> A-1018-0123 | <b>Price:</b> \$33 |

### PHC10-3 PLUS cabinet mounting



Mounting kit containing 2 brackets and 4 M5 x 6 mm screws

**Part number:** A-1018-0189 **Price:** \$37


### PI7-3 alone / PI200-3



1/3 mounting panel kit containing 1U x 1/3 blanking plate and 2 M6 x 5 mm screws (2 kits required)

**Part number:** A-1018-0179 **Price:** \$24

### PI7-3 next to PHC10-2



Mounting kit containing PI7-3 to PHC10-2 conversion bracket

**Part number:** A-1018-0173 **Price:** \$50

## Autochange system

Renishaw's autochange equipment is the world's first integrated CMM probe exchange system. Mounted within the CMM's working envelope, autochange facilitates fast, automatic probe exchange without the need for redatuming. In addition, it provides covered storage for probes and extension bars.

### ACR1 autochange rack with adjustable base

The ACR1 is designed to accept the SP600 and SP25M as well as all other Renishaw autojoint probes and extension bars (must be used in conjunction with the horizontal mounting kit – see below). The rack is supplied with eight long ports for maximum support. Where a probe greater than Ø25 mm is required, the rack can be configured by the user by swapping a long port for a short port (see below).

Number of stations: 8  
 Dimensions: 460 mm × 109 mm × 81 mm

This system can be mounted either horizontally or vertically.

**Part number:** A-1051-4000                      **Price:** \$20,928

**Note:** Adjustable base, legs and cable sold separately (see page 1-54).



### Horizontal mounting kit

Includes: 1 × adjustable rack base  
 2 × 200 mm legs  
 2 × screws

**Part number:** A-1051-0441                      **Price:** \$404

### Vertical mounting kit

Includes: 1 × support plate  
 8 × support pins (short)  
 8 × support pins (long)

**Part number:** A-1051-1308                      **Price:** \$96

### ACC2-2 autochange controller

Data transmission: Serial (RS232)  
 User-definable parameters: Baud rate 300–19200  
 Voltage range: 85 V–135 V, 170 V–275 V, 50/60 Hz automatic selection  
 Dimensions: Height 88 mm (3.46 in)  
 Width 290 mm (11.42 in)  
 Depth 220 mm (8.66 in)

**Part number:** A-6299-0100                      **Price:** \$3,255



## Coordinate measuring machine probes

### ACR1 autochange system accessories

#### Adjustable rack base

**Part number:** A-1051-0440      **Price:** \$347

#### Leg (100 mm)

**Part number:** M-1051-0147      **Price:** \$15

#### Leg (200 mm)

**Part number:** M-1051-0148      **Price:** \$26

### Port replacement kits

All kits contain four ports.

#### Short port replacement kit

**Part number:** A-5036-0049      **Price:** \$299

#### Long port replacement kit

**Part number:** A-1051-7077      **Price:** \$289

#### Mixed port replacement kit

Contains two short and two long ports.

**Part number:** A-1051-7076      **Price:** \$289

### ACR1 autochange system cables

#### PL19 5 m cable

**Part number:** A-1051-0199      **Price:** \$233

#### PL20 10 m cable

**Part number:** A-1051-0045      **Price:** \$387

#### PL21 15 m cable

**Part number:** A-1051-0102      **Price:** \$507

#### PL40 30 m cable

**Part number:** A-1054-0002      **Price:** \$989

## ACR3 autochange rack

The ACR3 forms part of the modular rack system (MRS) and is an autochange rack for probes and extension bars that incorporate the Renishaw autojoint. The ACR3 is a four-port mechanical design that traverses the MRS rail. Driven by the motion of the CMM, it locks and unlocks the autojoint between the probe and the probe head.

### ACR3 4-port rack

**Part number:** A-5036-0005

**Price:** \$10,546

**Note:** For 8-port applications, two 4-port racks can be connected together. The 8-port configuration requires the use of either the MRS kit 2 or MRS kit 3 (see below).

### MRS kits

Include: MRS rail (see below)  
 MRS feet (2)  
 125 mm legs (4)  
 Step back adaptors (2)

The MRS rail is available in 400 mm, 600 mm and 1000 mm lengths.

#### MRS kit 1

400 mm long rail.

**Part number:** A-4192-0001

**Price:** \$1,325

#### MRS kit 2

600 mm long rail.

**Part number:** A-4192-0002

**Price:** \$1,421

#### MRS kit 3

1000 mm long rail.

**Part number:** A-4192-0003

**Price:** \$1,540

**Note:** The MRS kits are compatible with FCR25, SCP600 and ACR3.

### MRS rails

**Part number:** A-4192-0050 (400 mm)

**Price:** \$226

**Part number:** A-4192-0051 (600 mm)

**Price:** \$296

**Part number:** A-4192-0052 (1000 mm)

**Price:** \$414

## ACR3 components

### SCP600

Stylus change port for SP600.

**Part number:** A-2098-0933

**Price:** \$1,540



## Coordinate measuring machine probes

### MRS legs

One per kit.

**Part number:** A-4192-0061 (62.5 mm) **Price:** \$95

**Part number:** A-4192-0053 (125 mm) **Price:** \$112

### MRS heavy duty leg kit

Ø60 mm × 350 mm long. One per kit.

**Part number:** A-4192-0020 **Price:** \$400

### MRS adjustable foot plate

Two per kit.

**Part number:** A-4192-0702 **Price:** \$414

### MRS leg and foot adaptor

One per kit.

**Part number:** A-4192-0055 **Price:** \$166

### MRS fixed foot

One per kit.

**Part number:** A-4192-0056 **Price:** \$166

### MRS step back adaptor

One per kit.

**Part number:** A-4192-0058 **Price:** \$166

### M8 T nut \*

**Part number:** P-NU18-0005 **Price:** \$15

\* no discounts

### MRS spacer kit

Two per kit.

**Part number:** A-4192-0014 **Price:** \$85

## MRS2 kits

The MRS2 is a highly versatile storage solution for Renishaw probe and stylus configurations. It has been designed for users who are increasingly using their CMMs for multi sensor measurement, and therefore need to store greater varieties of probes and styli on racks within a limited machine working volume.

MRS2 is built entirely from extruded aluminum and is available in a variety of interchangeable rail and leg kits that can be configured according to the need of the individual. Leg and rail kits are sold separately to allow maximum flexibility. Rails can be tiered, using the front and back spacer kits, to offer up to three meters of rail space.

### MRS2 leg kits

Includes: 2 × leg extrusions  
4 × 40 mm brackets  
6 × square end caps  
2 × extrusion clamp plate kits

Not included: Rail, front spacer, and back spacer.

<b>Part number:</b> A-6007-1020 (H = 200 mm)	<b>Price:</b> \$770
<b>Part number:</b> A-6007-1040 (H = 400 mm)	<b>Price:</b> \$869
<b>Part number:</b> A-6007-1060 (H = 600 mm)	<b>Price:</b> \$1,163
<b>Part number:</b> A-6007-1080 (H = 800 mm)	<b>Price:</b> \$1,263

### MRS2 rail kits

Includes: 1 × rail  
2 × triangular end caps  
2 × 40 mm brackets

Not included: Leg, front spacer, and back spacer.

<b>Part number:</b> A-6007-2040 (L = 400 mm)	<b>Price:</b> \$236
<b>Part number:</b> A-6007-2060 (L = 600 mm)	<b>Price:</b> \$296
<b>Part number:</b> A-6007-2100 (L = 1000 mm)	<b>Price:</b> \$395

### MRS2 spacer kits

<b>Part number:</b> A-6007-3010 (front spacer kit)	<b>Price:</b> \$169
<b>Part number:</b> A-6007-4008 (back spacer kit)	<b>Price:</b> \$169

## MRS2 accessories

### MRS2 spirit level

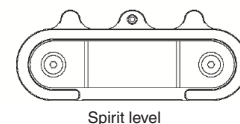

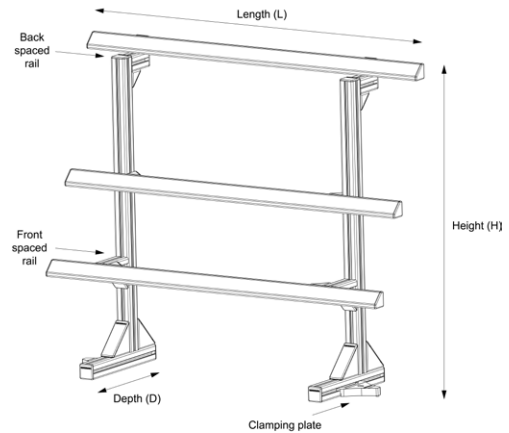
**Part number:** A-6007-0630 **Price:** \$29

### MRS2 extrusion clamp plate kit

**Part number:** A-6007-0620 (1 per kit) **Price:** \$198

### MRS2 end caps and brackets

<b>Part number:</b> A-6007-0710 (4 × triangular end caps)	<b>Price:</b> \$48
<b>Part number:</b> A-6007-0720 (6 × square end caps)	<b>Price:</b> \$70
<b>Part number:</b> A-6007-0740 (4 × 40 mm bracket end caps)	<b>Price:</b> \$48
<b>Part number:</b> A-6007-0780 (4 × 80 mm bracket end caps)	<b>Price:</b> \$79
<b>Part number:</b> A-6007-0810 (10 × D-nuts and bolts)	<b>Price:</b> \$79



Spirit level



M8 D-Nut

# Coordinate measuring machine probes

## Datum sphere

The Renishaw universal datum sphere enhances the performance of manual and fully automated CMMs. It allows for quick and easy adjustment to set ball stem over a wide range of probe datuming angles. This enables datuming above, centrally and below the ball. Each datum sphere is supplied with its own certificate, giving ball diameter and roundness. All sphere measurements are performed on equipment traceable to UK (NPL) standards.

Specifications: Hard-wearing tungsten carbide sphere (ball) available in five sizes

Metric: Ø12 mm, Ø19 mm and Ø25 mm

Inch: Ø3/4 in and Ø1 in

Sphericity: to within 0.1 µm (0.000004 in)

Diametric tolerance: ±1 µm (0.00004 in)



## Datum sphere kit

Includes: 1 datum ball (selected by size)  
Pivot pillar  
Base  
C spanner  
Ball certificate  
Storage box

Description	Part number	Price
Ø12 mm ball	A-1034-0028	\$545
Ø19 mm ball	A-1034-0027	\$545
Ø25 mm ball	A-1034-0026	\$545
Ø¾ in ball	A-1034-0031	\$545
Ø1 in ball	A-1034-0035	\$545

## Datum sphere fixing studs

A fixing stud is required with each kit to attach the pillar to the table surface. Select one from the list below.

Description	Manufacturer	Part number	Price
M6 × 1		A-1034-0352	\$27
M8 × 1.25	MTI	A-1034-0351	\$27
M10 × 1.5	B&S, LK Tool & Sheffield	A-1034-0350	\$27
5/16–18 UNC		A-1034-0354	\$27
3/8–16 UNC	Carl Zeiss, Fanamation, LK Tool, & L.S. Starrett	A-1034-0353	\$27

## Datum sphere accessories (M6 thread – stem is attached to the ball)

Description	Part number	Price
Ø12 mm datum ball	A-1034-0005	\$335
Ø19 mm datum ball	A-1034-0023	\$335
Ø25 mm datum ball	A-1034-0002	\$335
Ø¾ in datum ball	A-1034-0032	\$335
Ø1 in datum ball	A-1034-0036	\$335
2 way adaptor	A-1034-0356	\$82
3 way adaptor *	A-1034-0357	\$186
Pillar extension 75 mm (2.96 in) long	A-1034-0355	\$82

\* Special order



## Probe extension kits

**Kit EKL**                      **Part number:** A-1047-7005                      **Price:** \$1,093

Description	Quantity	Part number
Lightweight extension bar (50 mm) PEL1	1	A-1047-3484
Lightweight extension bar (100 mm) PEL2	1	A-1047-3485
Lightweight extension bar (200 mm) PEL3	1	A-1047-3486
Double-ended spanner	1	A-1047-3932
Box	1	A-1015-7694

**PEM Kit**                      **Part number:** A-1076-0100                      **Price:** \$3,635

Description	Quantity	Part number
Multiwire extension bar (50 mm) PEM1	1	A-1076-0070
Multiwire extension bar (100 mm) PEM2	1	A-1076-0071
Multiwire extension bar (200 mm) PEM3	1	A-1076-0072
Joint key	1	A-1051-0040
Box	1	A-1015-7761

## Coordinate measuring machine probes

### Stylus tools

#### S1 C spanner (for use with TP20 probe body)

Part number: A-1042-1486 Price: \$23

#### S3 hex key 1.5 mm A/F

Part number: P-TL01-0150 Price: \$4

#### S4 hex key 3.0 mm straight arm

Part number: P-TL01-0300 Price: \$4

#### S5 wrench 2 mm A/F

Part number: P-TL01-0200 Price: \$4

#### S6 hex key 2.5 mm A/F

Part number: P-TL01-0250 Price: \$4

#### S7 stylus tool (for use with M2 and M3 styli)

Part number: M-5000-3540 Price: \$9

#### S9 double-ended spanner

Part number: A-1047-3932 Price: \$16

#### S10 joint key (for use with autojoint)

Part number: A-1051-0040 Price: \$19

#### S12 hex key 0.9 mm A/F

Part number: P-TL01-0089 Price: \$4

#### S20 torque tool (for use with M2 carbon fiber stylus)



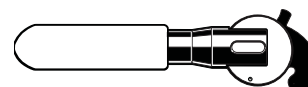

Part number: A-5003-2300 Price: \$48

#### M4 stylus tool (for use with M4 and M5 styli)

Part number: M-5000-3707 Price: \$12

#### Stylus tool (for use with adaptor M-5000-9301)

Part number: M-5000-9304 Price: \$15



## Tool kits

### TK1 tool kit

The TK1 tool kit is included with the MP1, MP3, MP4, MP7, MP8, MP9, MP10, MP11, MP12, MP14 and LP2 probes.

Includes: Stylus tool Ø1.98 mm  
Hex key 1.5 mm A/F  
Hex key 2.0 mm A/F  
Hex key 2.5 mm A/F  
Hex key 3.0 mm A/F  
Hex key 4.0 mm A/F

**Part number:** A-2053-7531

**Price:** \$40

### TK3 tool kit

The TK3 tool kit is included with the M6-3 probe.

Includes: Stylus tool Ø1.98 mm  
Hex key 1.5 mm A/F  
Hex key 2.0 mm A/F  
Hex key 2.5 mm A/F  
Hex key 3.0 mm A/F  
Hex key 4.0 mm A/F  
Hex key 5.0 mm A/F

**Part number:** A-2027-7046

**Price:** \$40

### TK4 tool kit

Includes: S7 stylus tool (2)  
Hex key 1.5 mm A/F  
Hex key 2.5 mm A/F

**Part number:** A-1041-7041

**Price:** \$25

### TK5 tool kit

Includes: S7 stylus tool (2)  
S8 spanner  
C spanner  
Double-ended spanner  
Hex key 1.5mm A/F

**Part number:** A-1042-7030

**Price:** \$65

### TK6 tool kit

Includes: Hex key 2.0 mm A/F  
Hex key 2.5 mm A/F  
Hex key 3.0 mm A/F

**Part number:** A-1042-7031

**Price:** \$7

### TK7 tool kit

Includes: Joint key  
S7 stylus tools (2)  
Hex key 1.5 mm A/F

**Part number:** A-1039-0041

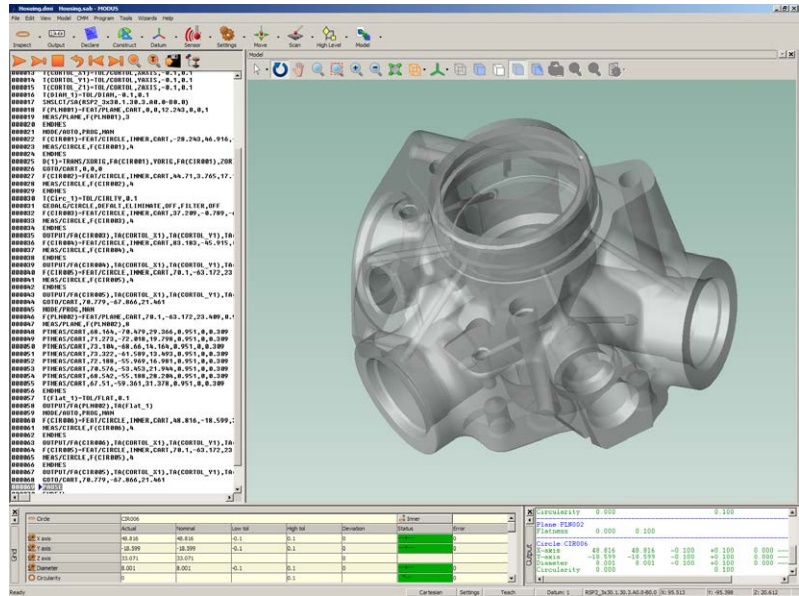
**Price:** \$29

# CMM metrology software

## MODUST™

Renishaw's new MODUST™ software provides a powerful platform for 3-axis and 5-axis measurement. A configurable user interface allows native DMIS programs to be developed online or offline, drawing geometry, embedded dimensions and tolerance data from CAD, with full simulation and collision detection. The software includes certified algorithms for feature measurement, feature construction and part alignment.

- Full support for I++ DME compliant metrology controllers, including Renishaw's UCC range of universal CMM controllers
- Full compatibility with REVO® and PH20
- CAD-driven online / offline programming
- Full motion simulation and collision detection, including 5-axis moves
- Native DMIS support
- Certified mathematical algorithms
- Powerful text and graphical reporting
- Flexible output of results data including certified Q-DAS



## MODUST™

### MODUST™ – 3-axis and 5-axis touch-trigger

Part number: A-5639-0001 Price: \$8,800

### MODUST™ – 3-axis scanning

Part number: A-5639-0003 Price: \$12,800

### MODUST™ – 5-axis scanning

Part number: A-5639-0005 Price: \$20,800

## MODUST™ Offline\*

### MODUST™ – Offline 3-axis and 5-axis touch-trigger

Part number: A-5639-0101 Price: \$4,400

### MODUST™ – Offline 3-axis scanning

Part number: A-5639-0103 Price: \$6,400

### MODUST™ – Offline 5-axis scanning

Part number: A-5639-0105 Price: \$10,400

### Offline – Graphical reporting

Part number: A-5639-0007 Price: \$1,600

## Options

Renishaw offers multiple application-specific analysis packages including Modus Gear, Modus Spline and Modus Airfoil. These are chargeable modules added to a base package of Modus 3-axis or 5-axis. Please contact Renishaw for details.

\* The online version of MODUST™ can also be run offline without the need to purchase MODUST™ Offline. Only purchase MODUST™ Offline if you require a dedicated offline seat of MODUST™.

## CAD integration options

In addition to the native IGES and STEP support, MODUS™ offers a wide range of CAD options including VDA-FS, STEP, CATIA® (v5 and v4), Unigraphics®, Parasolid®, Pro/E® and SolidWorks®. For a complete list and pricing of CAD import / export options please contact Renishaw sales.

## Software maintenance agreements

Every new purchase of MODUS™ comes with one year's free software updates, maintenance and support. After the first year, one-year maintenance agreements can be purchased for MODUS™ and its software options. Please contact Renishaw sales for details.

## MODUS™ training at Renishaw Inc

Charge per student.

### 4 days

**Part number:** CS-TRA-INHO-01-4DAY    **Price:** \$3,360

### 3 days

**Part number:** CS-TRA-INHO-01-3DAY    **Price:** \$2,520

### 2 days

**Part number:** CS-TRA-INHO-01-2DAY    **Price:** \$1,680

### 1 day

**Part number:** CS-TRA-INHO-01-1DAY    **Price:** \$840

## On-site MODUS™ training

Up to four people, all inclusive of expenses.

### 4 days

**Part number:** CS-TRA-ONSI-01-4DAY    **Price:** \$11,250

### 3 days

**Part number:** CS-TRA-ONSI-01-3DAY    **Price:** \$9,000

### 2 days

**Part number:** CS-TRA-ONSI-01-2DAY    **Price:** \$6,750

### 1 day

**Part number:** CS-TRA-ONSI-01-1DAY    **Price:** \$4,500

## MODUS™ training block

**Part number:** A-5639-2500    **Price:** \$680

### Renishaw services

Renishaw offers a number of services including: part inspection programming, bespoke training, CMM calibrations and other engineering support. Please contact us with the services you require and we will gladly put together a quotation to meet your company's unique business and technical needs.

# Machine tool probes



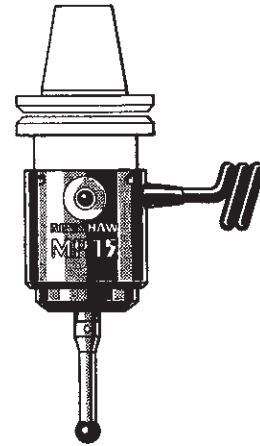
## Machine tool probes

# Inspection probes for machining centers

## MP15

The MP15 probe is used on small CNC machines with limited Z travel and manual tool changing.

The probe is mounted in the machine spindle with the signal transmission cable connected to the machine control. With the MP15, the illuminated LED switches off every time the probe stylus contacts the workpiece.



## MP15 hard-wired probe kit

**Part number:** A-2116-1802

**Price:** \$2,325

## MP15/MP11 adaptor

**Part number:** M-2116-1356

**Price:** \$248

## HSI interface

**Part number:** A-5500-1000

**Price:** \$217



## OMP40-2

The OMP40-2 is an ultra-compact optical transmission part probing system. Measuring just 40 mm diameter and 50 mm in length, the OMP40-2 is suitable for all machining and mill-turn centers. Utilizing a revised state-of-the-art modulated optical transmission method, the system offers the highest level of resistance to light interference when used with the OMI-2/OMI-2T. The OMP40-2 probe is also backwards compatible with existing OMM/MI12 and OMI receivers, enabling current MP7, MP8, MP9 and MP10 system users to benefit from its innovative features.

Sense directions	±X, ±Y, +Z
Stylus overtravel	X and Y: ±12.5°
	Z: 6 mm (0.23 in)
Stylus trigger force	X and Y: 51 gf – 92 gf
	Z: 597 gf
Unidirectional repeatability	1.0 µm (0.00004 in)

### OMP40-2 retrofit kit

Includes: OMP40-2 probe  
OMM-2  
Receiver mounting bracket  
OSI interface  
50 mm and 100 mm ceramic styli  
Sealtite kit  
Renishaw Inspection Plus software  
Installation and applications support

A shank is not included in this kit. See section entitled Shanks and Toolholders on page 2-17 for price and part number information.

**Part number:** OMP40-NS-S (Available at fixed price)  
Call for details

**Note:** The retrofit questionnaire at the end of this section must be filled out and returned to Renishaw before a retrofit order can be processed.

### OMP40-2 hardware only kit

Includes: OMP40-2 probe  
OMM-2  
Receiver mounting bracket  
OSI interface  
50 mm and 100 mm ceramic styli  
Sealtite kit

**Part number:** OMP40-NS-KIT **Price:** \$6,717



### OMP40-2 probe kit

Includes: OMP40-2  
½ AA battery (2)  
Tool kit

#### Legacy

**Part number:** A-4071-0001 **Price:** \$4,183

#### Modulated

**Part number:** A-4071-2001 **Price:** \$4,183

### OMP40-2 upgrade kit

Current users of MP7, MP8, MP9 or MP10 optical transmission probes may upgrade to OMP40-2. A complete working system (probe module plus transmission system) must be exchanged.

Includes: OMP40-2 probe system

**Part number:** RI-4071-0001 **Price:** \$2,092

### OMP40-2 accessories and replacement parts

#### ½ AA battery (2 pack)

**Part number:** P-BT03-0007 **Price:** \$47

#### OMP60/RMP60 style shank adaptor

**Part number:** A-4071-0031 **Price:** \$188

## Machine tool probes

### OMP40-2 continued

#### OMM-2 optical receiver

**Part number:** A-5492-0051      **Price:** \$1,085

#### OMI-2 optical receiver/interface

With 8 m cable.

**Part number:** A-5191-0049      **Price:** \$1,740

#### OMI-2 optical receiver/interface

With 15 m cable.

**Part number:** A-5191-0050      **Price:** \$1,830

#### OMI-2T optical receiver/interface

With 8 m cable.

**Part number:** A-5439-0049      **Price:** \$1,740

#### OMI-2T optical receiver/interface

With 15 m cable.

**Part number:** A-5439-0050      **Price:** \$1,830

#### Receiver mounting bracket

**Part number:** A-2033-0830      **Price:** \$131

#### OSI interface

**Part number:** A-5492-2000      **Price:** \$1,024

#### Sealtite conduit for OMM-2, OMI-2 or OMI-2T

5/16 in conduit, 1 meter long. Includes one fitting.

**Part number:** A-4113-0306      **Price:** \$38

## OMP400

OMP400 is an ultra-compact optical transmission probe using strain gage technology. Measuring just 40 mm diameter x 50 mm in length, OMP400 is suitable for all machining and mill-turn centers requiring uncompromised 3D metrology performance. Utilizing a revised state-of-the-art modulated optical transmission method, the system offers the highest level of resistance to light interference when used with OMI-2. The OMP400 probe is also backwards compatible with existing OMM/MI12 and OMI receivers, enabling current MP7, MP8, MP9 and MP10 system users to benefit from its innovative features.

Sense directions	±X, ±Y, +Z
Stylus overtravel	X and Y: ±11°
	Z: 6 mm (0.27 in)
Stylus trigger force	X and Y: 6 gf
	Z: 260 gf
Unidirectional repeatability	0.25 µm (0.00001 in)

### OMP400 retrofit kit

Includes: OMP400 probe  
OMM-2  
Receiver mounting bracket  
OSI interface  
50 mm and 100 mm carbon fiber styli  
Sealtite kit  
Renishaw Inspection Plus software  
Installation and applications support

A shank is not included in this kit. See section entitled Shanks and Toolholders on page 2-17 for price and part number information.

**Part number:** OMP400-NS-S (Available at fixed price)  
Call for details

**Note:** The retrofit questionnaire at the end of this section must be filled out and returned to Renishaw before a retrofit order can be processed.

### OMP400 hardware only kit

Includes: OMP400 probe  
OMM-2  
Receiver mounting bracket  
OSI interface  
50 mm and 100 mm carbon fiber styli  
Sealtite kit

**Part number:** OMP400-NS-KIT **Price:** \$7,621

### OMM-2 optical receiver

**Part number:** A-5492-0051 **Price:** \$1,085



### OMP400 probe kit

Includes: OMP400 probe  
½ AA battery (2)  
Tool kit

#### Legacy

**Part number:** A-5069-0001 **Price:** \$5,020

#### Modulated

**Part number:** A-5069-2001 **Price:** \$5,020

### OMP400 upgrade kit

Current users of MP700 optical transmission probes may upgrade to OMP400. A complete working system (probe module plus transmission system) must be exchanged.

Includes: OMP400 probe

**Part number:** RI-5069-0001 **Price:** \$2,510

**Note:** A new shank is required. See section entitled Shanks and Toolholders on page 2-17 for price and part number information.

## Machine tool probes

### OMP400 continued

#### OMI-2 optical receiver/interface

With 8 m cable.

**Part number:** A-5191-0049                      **Price:** \$1,740

#### OMI-2 optical receiver/interface

With 15 m cable.

**Part number:** A-5191-0050                      **Price:** \$1,830

#### OMI-2T optical receiver/interface

With 8 m cable.

**Part number:** A-5439-0049                      **Price:** \$1,740

#### OMI-2T optical receiver/interface

With 15 m cable.

**Part number:** A-5439-0050                      **Price:** \$1,830

#### Receiver mounting bracket

**Part number:** A-2033-0830                      **Price:** \$131

#### OSI interface

**Part number:** A-5492-2000                      **Price:** \$1,024

#### Sealtite conduit for OMM-2, OMI-2 or OMI-2T

5/16 in conduit, 1 m long. Includes one fitting.

**Part number:** A-4113-0306                      **Price:** \$38

To obtain optimal metrology performance, the following carbon fiber styli are recommended. Refer to the Styli section for more details.

<b>Stylus</b>	<b>Part number</b>	<b>Price</b>
6 × 50 mm CF	A-5003-7306	\$128
6 × 100 mm CF	A-5003-6510	\$145
6 × 150 mm CF	A-5003-6511	\$274
6 × 200 mm CF	A-5003-6512	\$289

## OMP60

OMP60 is an optical transmission probing system suitable for medium to large machining and mill-turn centers. Utilizing a revised state-of-the-art modulated optical transmission method, the system offers the highest level of resistance to light interference. The OMP60 probe is also backwards compatible with existing OMM/MM12 and OMI receivers. OMP60 also supports all methods of probe activation – shank switch, spin and M code – enabling current MP7, MP8, MP9 and MP10 users to benefit from some of its innovative features.

Sense directions	$\pm X, \pm Y, +Z$
Stylus overtravel	X and Y: $\pm 18^\circ$
	Z: 11 mm (0.43 in)
Stylus trigger force	X and Y: 76 gf – 143 gf
	Z: 540 gf
Unidirectional repeatability	1.0 $\mu\text{m}$ (0.00004 in)

### OMP60 retrofit kit

Includes: OMP60 probe  
OMM-2  
Receiver mounting bracket  
OSI interface  
50 mm and 100 mm ceramic styli  
Sealtite kit  
Renishaw Inspection Plus software  
Installation and applications support

A shank is not included in this kit. See section entitled Shanks and Toolholders on page 2-17 for price and part number information.

**Part number:** OMP60-NS-S (Available at fixed price)  
Call for details

**Note:** The retrofit questionnaire at the end of this section must be filled out and returned to Renishaw before a retrofit order can be processed.

### OMP60 hardware only kit

Includes: OMP60 probe  
OMM-2  
Receiver mounting bracket  
OSI interface  
50 mm and 100 mm ceramic styli  
Sealtite kit

A shank is not included in this kit. See section entitled Shanks and Toolholders on page 2-17 for price and part number information.

**Part number:** OMP60-NS-KIT **Price:** \$6,717



### OMP60 probe kit

Includes: OMP60 probe  
AA battery (2)  
Tool kit

#### Legacy

**Part number:** A-4038-0001 **Price:** \$4,183

#### Modulated

**Part number:** A-4038-2001 **Price:** \$4,183

### OMP60 upgrade kit

Current users of MP7, MP8, MP9 or MP10 optical transmission probes may upgrade to OMP60. A complete working system (probe module plus transmission system) must be exchanged.

Includes: OMP60 probe system

**Part number:** RI-4038-0001 **Price:** \$2,092

## Machine tool probes

### OMP60 continued

#### OMM-2 optical receiver

**Part number:** A-5492-0051                      **Price:** \$1,085

#### OMI-2 optical receiver/interface

With 8 m cable.

**Part number:** A-5191-0049                      **Price:** \$1,740

#### OMI-2 optical receiver/interface

With 15 m cable.

**Part number:** A-5191-0050                      **Price:** \$1,830

#### OMI-2T optical receiver/interface

With 8 m cable.

**Part number:** A-5439-0049                      **Price:** \$1,740

#### OMI-2T optical receiver/interface

With 15 m cable.

**Part number:** A-5439-0050                      **Price:** \$1,830

#### Receiver mounting bracket

**Part number:** A-2033-0830                      **Price:** \$131

#### OSI interface

**Part number:** A-5492-2000                      **Price:** \$1,024

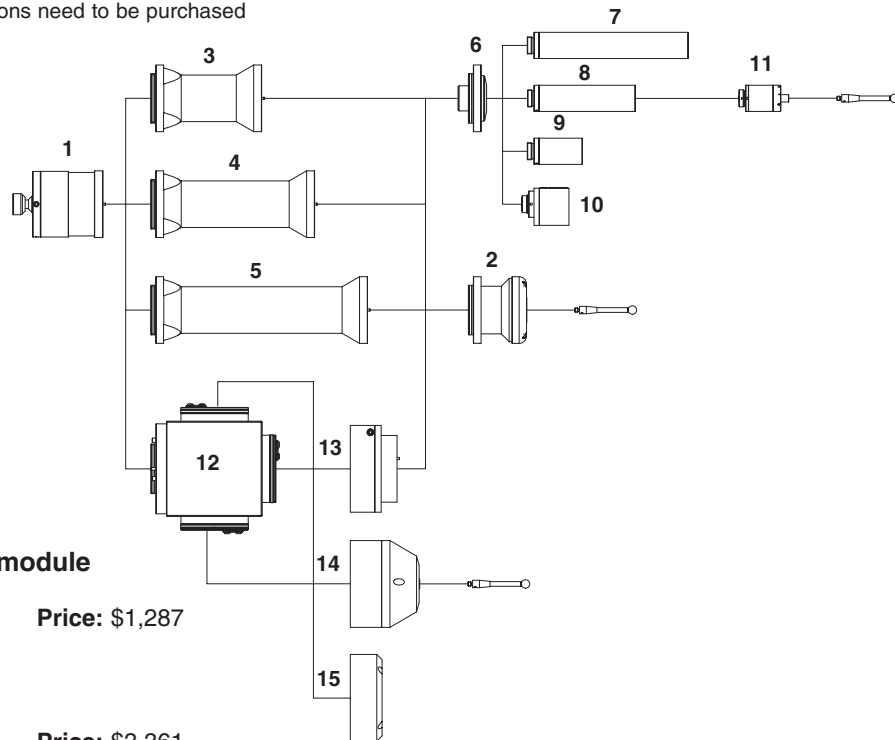
#### Sealtite conduit for OMM-2, OMI-2 or OMI-2T

5/16 in conduit, 1 m long. Includes one fitting.

**Part number:** A-4113-0306                      **Price:** \$38

## OMP60M

OMP60M is a modular version of the OMP60. The OMP60M, probe module, adaptors and extensions need to be purchased separately.



**1 – OMP60M transmission module**

Part number: A-4038-1003 Price: \$1,287

**2 – OMP60M probe module**

Part number: A-4038-1002 Price: \$3,361

**3 – OMP60M 100 mm extension**

Part number: A-4038-1010 Price: \$679

**4 – OMP60M 150 mm extension**

Part number: A-4038-1027 Price: \$881

**5 – OMP60M 200 mm extension**

Part number: A-4038-1028 Price: \$916

**6 – OMP60M LP2 adaptor**

Part number: A-4038-0212 Price: \$679

**7 – LPE3 150 mm extension**

Part number: A-2063-7003 Price: \$314

**8 – LPE2 100 mm extension**

Part number: A-2063-7002 Price: \$314

**9 – LPE1 50 mm extension**

Part number: A-2063-7001 Price: \$314

**10 – MA4 90° adaptor**

Part number: A-2063-7600 Price: \$510

**11 – LP2 probe assembly**

Part number: A-2063-6098 Price: \$3,257

**12 – OMP60M 3-way adaptor**

Part number: A-4113-0784 Price: \$1,372

**13 – OMP60M probe module adaptor**

Part number: A-4113-0771 Price: \$778

**14 – MP3 probe**

Part number: A-2053-5358 Price: \$3,407

**15 – Shorting cover**

Part number: A-2053-6468 Price: \$151

### OMP60M upgrade kit

Current users of MP7, MP8, MP9 or MP10 optical transmission probes may upgrade to OMP60M. A complete working probe must be exchanged.

Includes: OMP60M module  
OMP60M probe module

Part number: RI-4038-1003 Price: \$2,664

## Machine tool probes

### OMP600

OMP600 is the latest generation optical transmission probe using strain gage technology and suitable for medium to large machining and mill-turn centers. Utilizing a revised state-of-the-art modulated optical transmission method, the system offers the highest resistance to light interference.

The OMP600 probe is also backwards compatible with existing OMM/MI12 and OMI receivers. OMP600 also supports all methods of probe activation – shank switch, spin and M code – enabling current MP700 users to benefit from some of its innovations.

Sense directions	$\pm X, \pm Y, +Z$
Stylus overtravel	X and Y: $\pm 15^\circ$
	Z: 11 mm (0.43 in)
Stylus trigger force	X and Y: 15 gf
	Z: 178 gf
Unidirectional repeatability	0.25 $\mu\text{m}$ (0.00001 in)



#### OMP600 retrofit kit

Includes: OMP600 probe  
OMM-2/OSI  
Receiver mounting bracket  
50mm and 100 mm carbon fiber styli  
Sealtite kit  
Renishaw Inspection Plus software  
Installation and application support

A shank (tool holder) is not included in this kit. See section entitled Shanks and Toolholders on page 2-17 for price and part number information.

**Part number:** OMP600-NS-S (Available at fixed price)  
Call for details

**Note:** The retrofit questionnaire at the end of this section must be filled out and returned to Renishaw before a retrofit order can be processed.

#### OMP600 hardware only kit

Includes: OMP600 probe  
OMM-2/OSI  
Receiver mounting bracket  
50 mm and 100 mm carbon fiber styli  
Sealtite kit

**Part number:** OMP600-NS-KIT      **Price:** \$7,621

#### OMP600 probe kit

Includes: OMP600 probe  
AA battery (2)  
Tool kit

#### Legacy

**Part number:** A-5180-0001      **Price:** \$5,020

#### Modulated

**Part number:** A-5180-2001      **Price:** \$5,020

#### OMP600 upgrade kit

Current users of MP700 optical transmission probes may upgrade to OMP600. A complete working system (probe module plus transmission system) must be exchanged.

Includes: OMP600 probe

**Part number:** RI-5180-0001      **Price:** \$2,510



**OMM-2 optical receiver**

**Part number:** A-5492-0051      **Price:** \$1,085

**OMI-2 optical receiver/interface**

With 8 m cable.

**Part number:** A-5191-0049      **Price:** \$1,740

**OMI-2 optical receiver/interface**

With 15 m cable.

**Part number:** A-5191-0050      **Price:** \$1,830

**OMI-2T optical receiver/interface**

With 8 m cable.

**Part number:** A-5439-0049      **Price:** \$1,740

**OMI-2T optical receiver/interface**

With 15 m cable.

**Part number:** A-5439-0050      **Price:** \$1,830

**Receiver mounting bracket**

**Part number:** A-2033-0830      **Price:** \$131

**OSI interface**

**Part number:** A-5492-2000      **Price:** \$1,024

**Sealtite conduit for OMM-2, OMI-2 or OMI-2T**

5/16 in conduit, 1 m long. Includes one fitting.

**Part number:** A-4113-0306      **Price:** \$38

To obtain optimal metrology performance, the following carbon fiber styli are recommended. Refer to the Styli section for more details.

<b>Stylus</b>	<b>Part number</b>	<b>Price</b>
6 × 50 mm CF	A-5003-7306	\$128
6 × 100 mm CF	A-5003-6510	\$145
6 × 150 mm CF	A-5003-6511	\$274
6 × 200 mm CF	A-5003-6512	\$289

## Machine tool probes

### RMP40

RMP40 is an ultra-compact radio transmission part probe, ideal for use on small to medium machine tools. RMP40 features an integrated probe module delivering exceptional robustness and generous overtravel. RMP40 complies with FCC regulations and operates in the 2.4 GHz range. RMP40 delivers interference-free transmission through the use of FHSS (frequency hopping spread spectrum).

RMP40 supports two methods of probe activation:

**Radio-on** The probe is turned on via an RF signal produced by the RMI-Q and initiated by an M code. The probe is turned off via an RF signal or the internal timer.

**Spin-on** The probe is turned on via an internal centrifugal switch. The probe is turned off via the centrifugal switch or the internal timer.

Sense directions	$\pm X, \pm Y, +Z$
Stylus overtravel	X and Y: $\pm 12.5^\circ$
	Z: 6 mm (0.24 in)
Stylus trigger force	X and Y: 51 gf – 92 gf
	Z: 597 gf
Unidirectional repeatability	1.0 $\mu\text{m}$ (0.00004 in)



### RMP40 retrofit kit

Includes: RMP40 probe and transmission system  
RMI-Q radio machine interface  
Receiver mounting bracket  
50 mm and 100 mm ceramic styli  
Sealtite kit  
Renishaw Inspection Plus software  
Installation and applications support

A shank is not included in this kit. See section entitled Shanks and Toolholders on page 2-17 for price and part number information.

**Part number:** RMP40-NS-S (Available at fixed price)  
Call for details

**Note:** The retrofit questionnaire at the end of this section must be filled out and returned to Renishaw before a retrofit order can be processed.

### RMP40 hardware only kit

Includes: RMP40 probe and transmission system  
RMI-Q radio machine interface  
Receiver mounting bracket  
50 mm and 100 mm ceramic styli  
Sealtite kit

**Part number:** RMP40-NS-KIT **Price:** \$8,871

### RMP40 probe kit

Includes: RMP40 probe  
 $\frac{1}{2}$  AA battery (2)  
Tool kit

**Part number:** A-5480-0001 **Price:** \$5,631

### RMI-Q radio machine interface

**Part number:** A-5687-0050 **Price:** \$2,815

### Receiver mounting bracket

**Part number:** A-2033-0830 **Price:** \$131

### Sealtite conduit

5/16 in conduit, 1 m long. Includes one fitting.

**Part number:** A-4113-0306 **Price:** \$38

## RMP400

RMP400 is an ultra-compact radio transmission probe using strain gage technology. Measuring only 40 mm in diameter and 50.5 mm in length, with an omni-directional transmission distance of 15 m, it is suitable for all machining and mill-turn centers requiring uncompromised 3D metrology performance. It delivers interference-free transmission through the use of FHSS (frequency hopping spread spectrum). RMP400 complies with FCC regulations and operates in the 2.4 GHz range.

RMP400 supports two methods of probe activation:

**Radio-on** The probe is turned on via an RF signal produced by the RMI-Q and initiated by an M code. The probe is turned off via an RF signal or the internal timer.

**Spin-on** The probe is turned on via an internal centrifugal switch. The probe is turned off via the centrifugal switch or the internal timer.

Sense directions	±X, ±Y, +Z	
Stylus overtravel	X and Y:	±11°
	Z:	6 mm (0.23 in)
Stylus trigger force	X and Y:	9 gf
	Z:	341 gf
Unidirectional repeatability	0.25 μm (0.00001 in)	

### RMP400 retrofit kit

Includes: RMP400 probe  
RMI-Q radio machine interface  
Receiver mounting bracket  
50 mm and 100 mm carbon fiber styli  
Sealtite kit  
Renishaw Inspection Plus software  
Installation and application support

A shank is not included in this kit. See section entitled Shanks and Toolholders on page 2-17 for price and part number information.

**Part number:** RMP400-NS-S (Available at fixed price)  
Call for details

**Note:** The retrofit questionnaire at the end of this section must be filled out and returned to Renishaw before a retrofit order can be processed.

### RMP400 hardware only kit

Includes: RMP400 probe  
RMI-Q radio machine interface  
Receiver mounting bracket  
50 mm and 100 mm carbon fiber styli  
Sealtite kit

**Part number:** RMP400-NS-KIT **Price:** \$9,906



### RMP400 probe kit

Includes: RMP400 probe  
½ AA battery (2)  
Tool kit

**Part number:** A-6570-0001 **Price:** \$6,599

### RMI-Q radio machine interface

**Part number:** A-5687-0050 **Price:** \$2,815

### Receiver mounting bracket

**Part number:** A-2033-0830 **Price:** \$131

### Sealtite conduit

5/16 in conduit, 1 m long. Includes one fitting.

**Part number:** A-4113-0306 **Price:** \$38

### RMP400 upgrade kit

Current users of MP14, MP16 or MP18 radio probes may upgrade to RMP400. A complete working system (MP3 probe, transmission system, MI14 or MI16 interface and RMM antennas) must be exchanged.

Includes: RMP400 probe  
RMI-Q radio machine interface  
Receiver mounting bracket  
Sealtite kit

**Part number:** RI-6570-0001 **Price:** \$6,358

## Machine tool probes

### RMP60

RMP60 is a radio transmission part probing system ideal for use on all machine tools. RMP60 features an integrated probe module delivering exceptional robustness and generous overtravel. RMP60 complies with FCC regulations and operates in the 2.4 GHz range. RMP60 delivers interference-free transmission through the use of FHSS (frequency hopping spread spectrum).

RMP60 supports three methods of probe activation:

- Radio-on** The probe is turned on via an RF signal produced by the RMI-Q and initiated by an M code. The probe is turned off via an RF signal or the internal timer.
- Spin-on** The probe is turned on via an internal centrifugal switch. The probe is turned off via the centrifugal switch or the internal timer.
- Switch-on** The probe is turned on and off via a switch incorporated into the shank, activated when the probe is loaded into the spindle.

Sense directions	$\pm X, \pm Y, +Z$
Stylus overtravel	X and Y: $\pm 18^\circ$
	Z: 11 mm (0.43 in)
Stylus trigger force	X and Y: 76 gf – 143 gf
	Z: 540 gf
Unidirectional repeatability	1.0 $\mu\text{m}$ (0.00004 in)

### RMP60 retrofit kit

- Includes: RMP60 probe and transmission system  
RMI-Q radio machine interface  
Receiver mounting bracket  
50 mm and 100 mm ceramic styli  
Sealtite kit  
Renishaw Inspection Plus software  
Installation and applications support

A shank is not included in this kit. See section entitled Shanks and Toolholders on page 2-17 for price and part number information.

**Part number:** RMP60-NS-S (Available at fixed price)  
Call for details

**Note:** The retrofit questionnaire at the end of this section must be filled out and returned to Renishaw before a retrofit order can be processed.

### RMP60 hardware only kit

- Includes: RMP60 probe and transmission system  
RMI-Q radio machine interface  
Receiver mounting bracket  
50 mm and 100 mm ceramic styli  
Sealtite kit

**Part number:** RMP60-NS-KIT **Price:** \$8,871



### RMP60 probe kit

- Includes: RMP60 probe  
AA battery (2)  
Tool kit

**Part number:** A-5742-0001 **Price:** \$5,631

### RMI-Q radio machine interface

**Part number:** A-5687-0050 **Price:** \$2,815

### Receiver mounting bracket

**Part number:** A-2033-0830 **Price:** \$131

### Sealtite conduit

5/16 in conduit, 1 m long. Includes one fitting.

**Part number:** A-4113-0306 **Price:** \$38

### RMP60 upgrade kit

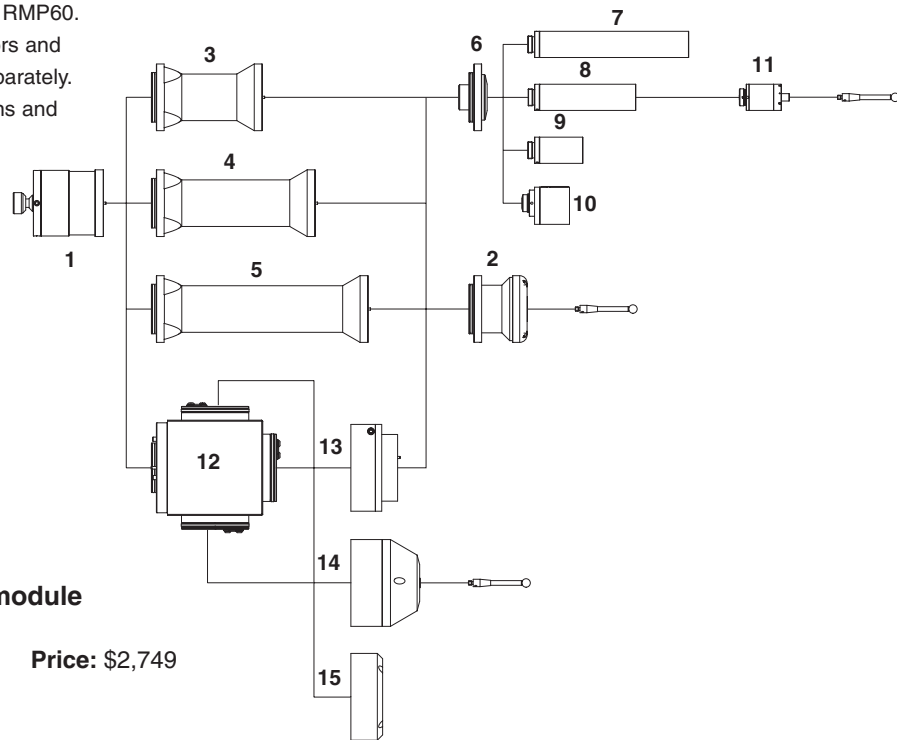
Current users of MP14, MP16 or MP18 radio probes may upgrade to RMP60. A complete working system (MP3 probe, transmission system, MI14 or MI16 interface and RMM antennas) must be exchanged.

- Includes: RMP60 probe  
RMI-Q radio machine interface  
Receiver mounting bracket  
Sealtite kit

**Part number:** RI-5742-0001 **Price:** \$5,719

## RMP60M

RMP60M is a modular version of the RMP60. The RMP60M, probe module, adaptors and extensions need to be purchased separately. RMP60 complies with FCC regulations and operates in the 2.4 GHz range.



### 1 – RMP60M transmission module

Part number: A-5742-1003 Price: \$2,749

### 2 – RMP60M probe module

Part number: A-4038-1002 Price: \$3,361

### 3 – RMP60M 100 mm extension

Part number: A-4038-1010 Price: \$679

### 4 – RMP60M 150 mm extension

Part number: A-4038-1027 Price: \$881

### 5 – RMP60M 200 mm extension

Part number: A-4038-1028 Price: \$916

### 6 – RMP60M LP2 adaptor

Part number: A-4038-0212 Price: \$679

### 7 – LPE3 150 mm extension

Part number: A-2063-7003 Price: \$314

### 8 – LPE2 100 mm extension

Part number: A-2063-7002 Price: \$314

### 9 – LPE1 50 mm extension

Part number: A-2063-7001 Price: \$314

### 10 – MA4 90° adaptor

Part number: A-2063-7600 Price: \$510

### 11 – LP2 probe assembly

Part number: A-2063-6098 Price: \$3,257

### 12 – RMP60M 3-way adaptor

Part number: A-4113-0784 Price: \$1,372

### 13 – RMP60M probe module adaptor

Part number: A-4113-0771 Price: \$778

### 14 – MP3 probe

Part number: A-2053-5358 Price: \$3,407

### 15 – Shorting cover

Part number: A-2053-6468 Price: \$151

## RMP60M upgrade kit

Current users of MP14, MP16 or MP18 radio probes may upgrade to RMP60M. A complete working system (probe, MI14 or MI16 interface and RMM antennas) must be exchanged.

Includes: RMP60M module  
RMP60M probe module  
RMI radio machine interface  
Receiver mounting bracket  
Sealtite kit

Part number: RI-5742-1003 Price: \$6,292

## Machine tool probes

### RMP600

RMP600 is a radio transmission probe using strain gage technology. Measuring only 63 mm in diameter and 76 mm in length, with an omni-directional transmission distance of 15 m, it is ideal for use on all machine tools. RMP600 features an integrated probe module delivering exceptional robustness and generous overtravel. It delivers interference-free transmission through the use of FHSS (frequency hopping spread spectrum). RMP600 complies with FCC regulations and operates in the 2.4 GHz range.

RMP600 supports three methods of probe activation:

**Radio-on** The probe is turned on via an RF signal produced by the RMI-Q and initiated by an M code. The probe is turned off via an RF signal or the internal timer.

**Spin-on** The probe is turned on via an internal centrifugal switch. The probe is turned off via the centrifugal switch or the internal timer.

**Switch-on** The probe is turned on and off via a switch incorporated into the shank, activated when the probe is loaded into the spindle.

Sense directions	$\pm X, \pm Y, +Z$
Stylus overtravel	X and Y: $\pm 15^\circ$
	Z: 11 mm (0.43 in)
Stylus trigger force	X and Y: 20 gf
	Z: 194 gf
Unidirectional repeatability	0.25 $\mu\text{m}$ (0.00001 in)

#### RMP600 retrofit kit

Includes: RMP600 probe  
RMI-Q radio machine interface  
Receiver mounting bracket  
50 mm and 100 mm carbon fiber styli  
Sealtite kit  
Renishaw Inspection Plus software  
Installation and application support

A shank is not included in this kit. See section entitled Shanks and Toolholders on page 2-17 for price and part number information.

**Part number:** RMP600-NS-S (Available at fixed price)  
Call for details

**Note:** The retrofit questionnaire at the end of this section must be filled out and returned to Renishaw before a retrofit order can be processed.

#### RMP600 hardware only kit

Includes: RMP600 probe  
RMI-Q radio machine interface  
Receiver mounting bracket  
50 mm and 100 mm carbon fiber styli  
Sealtite kit

**Part number:** RMP600-NS-KIT **Price:** \$11,007



#### RMP600 probe kit

Includes: RMP600 probe  
AA battery (2)  
Tool kit

**Part number:** A-5312-0001 **Price:** \$7,700

#### RMI-Q radio machine interface

**Part number:** A-5687-0050 **Price:** \$2,815

#### Receiver mounting bracket

**Part number:** A-2033-0830 **Price:** \$131

#### Sealtite conduit

5/16 in conduit, 1 m long. Includes one fitting.

**Part number:** A-4113-0306 **Price:** \$38

#### RMP600 upgrade kit

Current users of MP14, MP16 or MP18 radio probes may upgrade to RMP600. A complete working system (MP3 probe, transmission system, MI14 or MI16 interface and RMM antennas) must be exchanged.

Includes: RMP600 probe  
RMI-Q radio machine interface  
Receiver mounting bracket  
Sealtite kit

**Part number:** RI-5312-0001 **Price:** \$7,084

## Shanks and Toolholders

### Shanks for OMP60, OMP600, RMP60 and RMP600 (spin-on, optical-on, radio-on) systems

Part number	Description	Price
M-2045-0068	CAT30	\$404
M-2045-0069	CAT40	\$404
M-2045-0138	CAT45	\$900
M-2045-0071	CAT50	\$404
M-2045-0292	CAT60	\$1,870
M-2045-0077	BT30	\$404
M-2045-0027	BT40	\$404
M-2045-0038	BT45	\$900
M-2045-0073	BT50	\$404
M-2045-0186	HSK A40	\$762
M-2045-0187	HSK A50	\$808
M-2045-0188	HSK A63	\$975
M-2045-0189	HSK A80	\$1,181
M-2045-0190	HSK A100	\$1,184
M-2045-0313	CAPTO C4	\$825
M-2045-0346	CAPTO C5	\$1,094
M-2045-0310	CAPTO C6	\$734
M-2045-0311	CAPTO C8	\$1,839
M-2045-0335	KM63	\$1,527
M-2045-1831591	KM63Y (Mazak)	\$1,730
A-2045-0243	½ in straight shank	\$239
A-2030-0252	1 in straight shank	\$239
A-2030-0211	25 mm straight shank	\$239

## Calibration masters

### Calibration tools

Part number	Description	Price
M-2253-0954	CAT40	\$474
M-2253-0955	CAT50	\$593
M-2253-1562	BT30	\$767
M-2253-1263	BT40	\$474
M-2253-1557	BT50	\$1,841

## Shanks for OMP40-2, OMP400, RMP40 and RMP400

Part number	Description	Price
M-4071-0050	CAT30	\$455
M-4071-0058	CAT40	\$404
M-4071-0072	CAT50	\$404
M-4071-0049	BT30	\$467
M-4071-0057	BT40	\$404
M-4071-0071	BT50	\$404
M-4071-0048	ISO30 DIN69871	\$455
M-4071-0069	ISO40 DIN69871	\$435
M-4071-0044	HSK E25	\$530
M-4071-0055	HSK E32	\$530
M-4071-0054	HSK E40	\$530
M-4071-0045	HSK A32	\$530
M-4071-0046	HSK A40	\$530
M-4071-0047	HSK A50	\$714
M-4071-0129	HSK A63	\$625
M-4071-0141	CAPTO C4	\$870
M-4071-0066	CAPTO C5	\$904
M-4071-0067	CAPTO C6	\$904
M-4071-0065	KM63	\$904

## OMP400 and RMP40 shank kits

### CAT40 shank kit

Includes: CAT40 shank  
OMP60/RMP60 shank adaptor

**Part number:** M-4071-0058-RI **Price:** \$592

### BT40 shank kit

Includes: BT40 shank  
OMP60/RMP60 shank adaptor

**Part number:** M-4071-0057-RI **Price:** \$592

## Shanks for OLP40 and RLP40

Part number	Description	Price
A-5625-1003	25 mm straight shank	\$232
A-5625-1004	½ in straight shank	\$239
A-5625-1007	1 in straight shank	\$239

## Machine tool probes

### ACS-1

The ACS-1 helps you to achieve maximum measurement accuracy on your machine tools by removing manual calibration steps. ACS-1 provides the user with a lockable datum face for accurate probe length calibration purposes. A domed calibration disc is fitted to a linear setting stage (plunger) with 10 mm (0.3937 in) of travel which can be locked in position using the locking lever. The unit comes with a magnetic base and a precision sphere which enables accurate probe stylus ball diameter calibration. The mechanical structure is extremely rugged to ensure the longevity of the mechanism.



### ACS-1 kit (25 mm sphere)

Includes: ACS-1 unit  
Carry case  
Sphere and sphere box  
C-spanner  
Quick-start guide  
Rustproof paper

**Part number:** A-6794-0200

**Price:** \$1,365



### ACS-1 kit (1 in sphere)

Includes: ACS-1 unit  
Carry case  
Sphere and sphere box  
C-spanner  
Quick-start guide  
Rustproof paper

**Part number:** A-6794-0210

**Price:** \$1,365

### ACS-1 calibration cycle for machining centers with Fanuc controllers \*

Supplied free of charge with ACS-1 purchase. The calibration cycle part number must be included on the order. This cycle is to be used alongside a compatible host Inspection Plus software package.

**Part number:** A-4012-2125

**Price:** FOC

*\* Support for additional controllers is being developed. Contact Renishaw to find out if your controller is now supported.*



## Tool setting probes for machining centers

### NC4 tool setter

NC4 is a non-contact tool setter and our most compact design. NC4 is available in fixed (with Blue laser and Integral Air Blast – IAB) or separate (with Red laser) configurations. NC4F (fixed) Blue laser systems are available in four different sizes and all configurations are connectorized. NC4S (separate) Red laser systems are user-configurable, operating between 500 mm and 5 m.

Laser	Repeatability	Minimum tool setting and breakage
NC4+ F115 Blue	±0.50 µm	0.03 µm
NC4+ F145 Blue	±0.50 µm	0.05 µm
NC4+ F230 Blue	±0.75 µm	0.10 µm
NC4+ F300 Blue	±0.75 µm	0.20 µm
NC4 S800 Red		0.30 µm
NC4 S1500 Red		0.40 µm
NC4 S2000 Red	±1.0 µm at 1 m separation	0.50 µm
NC4 S3000 Red		1.0 µm
NC4 S4000 Red		1.0 µm

### NC4 Blue fixed system retrofit kits

Include: NC4 Blue fixed unit with 12.5 m cable  
NCi-6 interface  
Air regulator kit  
Air blast solenoid kit  
Steel braided conduit  
Mounting plate  
Tool setting software  
Installation and application support

**Part number:** NC4-F115C-BLUE-S  
**Part number:** NC4-F145C-BLUE-S  
**Part number:** NC4-F230C-BLUE-S  
**Part number:** NC4-F300C-BLUE-S

### NC4 Red separate system retrofit kits

Include: NC4 Red separate unit with 12.5 m cable  
NCi-6 interface  
Air regulator kit  
Steel braided conduit  
Tool setting software  
Installation and application support

**Part number:** NC4-S800-S  
**Part number:** NC4-S1500-S  
**Part number:** NC4-S2000-S  
**Part number:** NC4-S3000-S  
**Part number:** NC4-S5000-S

**Note:** When ordering a separate system retrofit kit, the customer must select an NC4 based on its operating range. In addition, the customer must select tool setting software based on the controller type. Brackets and an adjusting method (see following page) are also needed for NC4 separate systems. These are not included with NC4 separate systems and must be ordered additionally. Mounting brackets for various machines are continually developed. Contact Renishaw for the latest list of compatibility. Bracket installation is **not** included with the standard separate system retrofit price, this service can be quoted upon request.

### NC4 Blue IAB fixed hardware kits



#### NC4+ F115/55 Blue

Separation 55 mm

**Part number:** NC4+-F115C-BLUE-KIT **Price:** \$ 6,707

#### NC4+ F145/85 Blue

Separation 85 mm

**Part number:** NC4+-F145C-BLUE-KIT **Price:** \$6,707

#### NC4+ F230/170 Blue

Separation 170 mm

**Part number:** NC4+-F230C-BLUE-KIT **Price:** \$6,707

#### NC4+ F300/240 Blue

Separation 240 mm

**Part number:** NC4+-F300C-BLUE-KIT **Price:** \$6,707

### NC4 Red separate kits



#### NC4 S800 with NCi-6 kit

Separation 500 mm – 800 mm

**Part number:** A-4114-5060 **Price:** \$5,221

#### NC4 S1500 with NCi-6 kit

Separation 800 mm – 1500 mm

**Part number:** A-4114-5065 **Price:** \$5,221

#### NC4 S2000 with NCi-6 kit

Separation 1500 mm – 2000 mm

**Part number:** A-4114-5070 **Price:** \$5,221

#### NC4 S3000 with NCi-6 kit

Separation 2000 mm – 3000 mm

**Part number:** A-4114-5075 **Price:** \$5,221

#### NC4 S5000 with NCi-6 kit

Separation 3000 mm – 5000 mm

**Part number:** A-4114-5080 **Price:** \$5,221

## Machine tool probes

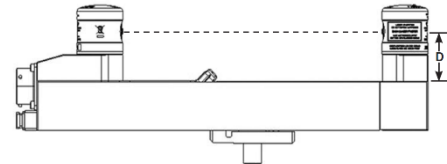
### NC4+ Blue IAB kits

Select your kit according to the required size, beam height and cable connector as shown below.

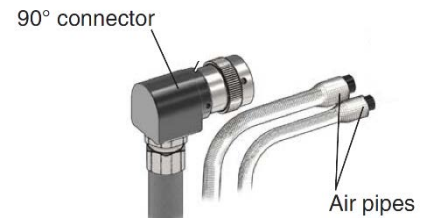
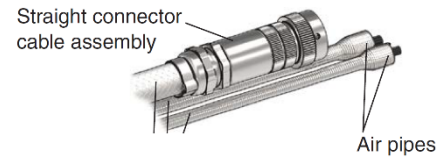
For more details, see the NC4 data sheet, Renishaw part number H-6270-8200.

**Price:** \$6,186

Type/Size	Beam height	Cable connector	Part number
NC4+ F115/55	31 mm	Straight	A-6435-3010
NC4+ F145/85	31 mm	Straight	A-6435-3210
NC4+ F230/170	31 mm	Straight	A-6435-3410
NC4+ F300/240	31 mm	Straight	A-6435-3610
NC4+ F115/55	31 mm	90 degrees	A-6435-3030
NC4+ F145/85	31 mm	90 degrees	A-6435-3230
NC4+ F230/170	31 mm	90 degrees	A-6435-3430
NC4+ F300/240	31 mm	90 degrees	A-6435-3630
NC4+ F115/55	50 mm	Straight	A-6435-3110
NC4+ F145/85	50 mm	Straight	A-6435-3310
NC4+ F230/170	50 mm	Straight	A-6435-3510
NC4+ F300/240	50 mm	Straight	A-6435-3710
NC4+ F115/55	50 mm	90 degrees	A-6435-3130
NC4+ F145/85	50 mm	90 degrees	A-6435-3330
NC4+ F230/170	50 mm	90 degrees	A-6435-3530
NC4+ F300/240	50 mm	90 degrees	A-6435-3730



D = Beam height (31 mm or 50 mm)



### Air blast solenoid kit

Included with all NC4F Blue IAB hardware kits and retrofit kits. Also available separately.

**Part number:** A-5299-2933

**Price:** \$492

**NC4 tool kit**

**Part number:** A-4114-4110      **Price:** \$47

**NC4 air regulator kit (filter/drier/regulator)**

**Part number:** A-6435-4000      **Price:** \$617

**NCi-6 interface**

**Part number:** A-6516-2000      **Price:** \$249

**NC4 air cap 0.10**

**Part number:** A-6270-0310      **Price:** \$24

**NC4 air cap 0.18**

**Part number:** A-6270-0315      **Price:** \$24

**NC4 air cap 0.20**

**Part number:** A-6270-0320      **Price:** \$24

**NC4 air cap 0.40**

**Part number:** A-6270-0335      **Price:** \$24

**NC4+ IAB air cap 0.40**

**Part number:** A-6270-0340      **Price:** \$24

**NC4+ IAB air cap 0.50**

**Part number:** A-6270-0350      **Price:** \$24

**NC4+ air cap 0.60**

**Part number:** A-6270-0360      **Price:** \$24

**NC4+ Blue air cap 0.50**

**Part number:** A-6756-0350      **Price:** \$137

**NC4 set-up tool**

**Part number:** A-4114-8000      **Price:** \$376

**NC4S mounting hardware options**

**1. NC4 spacer plate – separate**

**Part number:** A-4114-4400      **Price:** \$112

**2. NC4 adjuster pack – separate**

**Part number:** A-4114-3100      **Price:** \$239

**Steel sheath conduit 14 mm OD × 1 m**

For NC4F Blue IAB cable protection (GP9).

**Part number:** P-HO01-0010      **Price:** \$25

**Steel sheath conduit 24 mm OD × 1 m**

For legacy NC4F IAB cable protection (GP18).

**Part number:** M-6270-0278      **Price:** \$25

**Steel sheath conduit 17 mm OD × 1 m**

For NC4S cable protection (GP11).

**Part number:** P-HO01-0008      **Price:** \$25

**NC4F Blue 12.5 m cable with straight connector and 4 m GP9 sheathing**

**Part number:** A-6270-0485      **Price:** \$436

**NC4F Blue 12.5 m cable with 90 degree connector and 4 m GP9 sheathing**

**Part number:** A-6270-0495      **Price:** \$436

**Conduit gland GP9**

**Part number:** A-6270-0383      **Price:** \$27

**Conduit gland GP18**

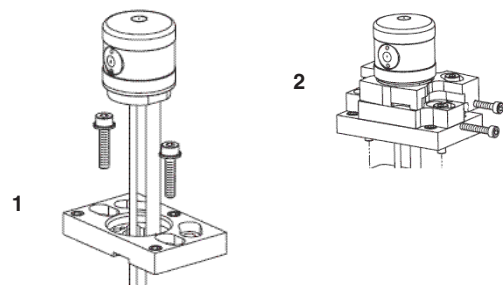
**Part number:** M-6270-0277      **Price:** \$126

**Conduit gland GP11**

**Part number:** P-CA61-0063      **Price:** \$36

**NC4F IAB nozzle replacement kit**

**Part number:** A-6270-0395      **Price:** \$37



## Machine tool probes

### OTS

The OTS is a new optical transmission tool setter for vertical and horizontal machining centers. Modeled on the TS27R, OTS can set tool length and diameter of rotating tools and perform broken tool detection. OTS is available in two configurations – OTS ½ AA and OTS AA. OTS can be used with the OMI-2, OMI-2T or OMM-2/OSI interface. OMI-2T or OMM-2/OSI must be used if OTS is to be paired with another optical transmission probe.

Sense directions	±X, ±Y, +Z
Stylus overtravel	X and Y: ±3.5 mm (0.14 in)
	+Z: 6 mm (0.23 in)
Stylus trigger force	133 gf – 245 gf
Unidirectional repeatability	1.0 µm (0.00004 in)

### OTS retrofit kit

Includes: OTS ½ AA or OTS AA probe  
 OMM-2  
 Receiver mounting bracket  
 OSI interface  
 Sealtite kit  
 Renishaw tool setting software  
 Installation and application support

**Part number:** OTS-S (½ AA configuration)

**Part number:** OTSAA-S (AA configuration)

Available at fixed price – call for details.

**Note:** The retrofit questionnaire at the end of this section must be filled out and returned to Renishaw before a retrofit order can be processed.

### OTS hardware only kit

Includes: OTS ½ AA probe or OTS AA probe  
 OMM-2  
 Receiver mounting bracket  
 OSI interface  
 Sealtite kit

**Part number:** OTS-KIT (½ AA) **Price:** \$4,826

**Part number:** OTSAA-KIT (AA) **Price:** \$4,826

### OTS ½ AA probe kit

Includes: OTS probe  
 ½ AA battery (2)  
 Tool kit

**Part number:** A-5401-2001 **Price:** \$2,498

### OTS AA probe kit

Includes: OTS probe  
 AA battery (2)  
 Tool kit

**Part number:** A-5514-2001 **Price:** \$2,498

OTS ½ AA



OTS AA



### OMM-2 optical receiver

**Part number:** A-5492-0051

**Price:** \$1,085

### OMI-2 optical receiver/interface

With 8 m cable.

**Part number:** A-5191-0049

**Price:** \$1,740

### OMI-2 optical receiver/interface

With 15 m cable.

**Part number:** A-5191-0050

**Price:** \$1,830

### OMI-2T optical receiver/interface

With 8 m cable.

**Part number:** A-5439-0049

**Price:** \$1,740

### OMI-2T optical receiver/interface

With 15 m cable.

**Part number:** A-5439-0050

**Price:** \$1,830

### Receiver mounting bracket

**Part number:** A-2033-0830

**Price:** \$131

### OSI interface

**Part number:** A-5492-2000

**Price:** \$1,024

### Sealtite conduit for OMM-2, OMI-2 or OMI-2T

5/16 in conduit, 1 m long. Includes one fitting.

**Part number:** A-4113-0306

**Price:** \$38

## RTS

The RTS is a radio transmission tool setter for vertical and horizontal machining centers. Modeled after the OTS, RTS can set tool length and diameter of rotating tools and perform broken tool detection. RTS uses AA batteries (identical to RMP60). RTS can be used with either the RMI or the RMI-Q. The RMI-Q must be used if RTS is to be paired with another radio transmission probe.

Sense directions	±X, ±Y, +Z
Stylus overtravel	X and Y: ±3.5 mm (0.14 in)
	Z: 6 mm (0.23 in)
Stylus trigger force	133 gf – 245 gf
Unidirectional repeatability	1.0 μm (0.00004 in)



### RTS retrofit kit

Includes: RTS AA probe  
 RMI-Q  
 Receiver mounting bracket  
 Sealtite kit  
 Renishaw tool setting software  
 Installation and application support

**Part number:** RTSAA-S

Available at fixed price – call for details.

**Note:** The retrofit questionnaire at the end of this section must be filled out and returned to Renishaw before a retrofit order can be processed.

### RTS hardware only kit

Includes: RTS AA probe  
 RMI-Q  
 Receiver mounting bracket  
 Sealtite kit

**Part number:** RTSAA-KIT      **Price:** \$6,281

### RTS AA probe kit

Includes: RTS probe  
 AA battery (2)  
 Tool kit

**Part number:** A-5646-0001      **Price:** \$3,247

### RMI-Q radio machine interface

**Part number:** A-5687-0050      **Price:** \$2,815

### Receiver mounting bracket

**Part number:** A-2033-0830      **Price:** \$131

### Sealtite conduit

5/16 in conduit, 1 m long. Includes one fitting.

**Part number:** A-4113-0306      **Price:** \$38

## Machine tool probes

### TS27R

The TS27R is a tool setter for vertical machining centers that enables the user to set both tool length and diameter of rotating tools, and to carry out broken tool detection.

Sense directions	$\pm X, \pm Y, +Z$
Stylus overtravel	X and Y: $\pm 10^\circ$
	Z: 5.5 mm (0.21 in)
Stylus trigger force	133 gf – 245 gf
Unidirectional repeatability	1.0 $\mu\text{m}$ (0.00004 in)



### TS27R retrofit kit

Includes: TS27R probe  
HSI interface  
Sealtite kit  
Renishaw toolsetting software  
Installation and application support

**Part number:** TS27R-S

Available at fixed price – call for details.

**Note:** The retrofit questionnaire at the end of this section must be filled out and returned to Renishaw before a retrofit order can be processed.

### TS27R hardware only kit

Includes: TS27R probe  
HSI interface  
Sealtite kit

**Part number:** TS27R-KIT      **Price:** \$1,605

### TS27R probe, stylus, and holder kit

**Part number:** A-2008-0368      **Price:** \$1,250

### HSI interface

**Part number:** A-5500-1000      **Price:** \$217

## OTS, RTS or TS27R replacement parts and accessories

### Tungsten carbide stylus (0.5 in disk)

**Part number:** A-2008-0382      **Price:** \$111

### Ceramic stylus (19 mm square)

**Part number:** A-2008-0384      **Price:** \$260

### Retrofit stylus kit

Includes: Break protection  
Tether  
Screws

**Part number:** A-5003-5171      **Price:** \$35

### Break protect link

**Part number:** A-5004-7443      **Price:** \$25

### Stylus holder with 4 set screws

**Part number:** A-2008-0389      **Price:** \$25

### Stylus holder set screws

**Part number:** P-SC13-0403      **Price:** \$2

### Crank for horizontal machining centers

**Part number:** A-2008-0448      **Price:** \$120

### 108 mm riser

**Part number:** M-2008-0866-RI-KIT      **Price:** \$124

### TS27 stylus (0.5 in disk)

For TS27 probes shipped prior to July 1995.

**Part number:** M-5003-1033 (steel)      **Price:** \$111

**Part number:** M-2008-0197 (ceramic)      **Price:** \$244

## TS34

TS34 is a hard-wired tool setter for vertical and horizontal machining centers that enables users to set both length and diameter of rotating tools and perform broken tool detection.

Sense directions	$\pm X, \pm Y, +Z$
Stylus overtravel	X and Y: $\pm 9^\circ$
	Z: 4 mm (0.16 in)
Stylus trigger force	X and Y: 66 gf – 145 gf
	Z: 561 gf
Unidirectional repeatability	1.0 $\mu\text{m}$ (0.00004 in)

### TS34 probe, stylus and holder kit

#### Rear exit

**Part number:** A-2197-2100      **Price:** \$3,700

#### Side exit

**Part number:** A-2197-3000      **Price:** \$3,700

#### HSI interface

**Part number:** A-5500-1000      **Price:** \$217





## Machine tool probes

### LTS

The LTS (length tool setter) is a hard wired single-axis tool setter which provides users with the ability to set tool length, check for tool wear and tool breakage, and to compensate for machine thermal growth. The LTS is used in conjunction with LTS application software.

Sense directions	+Z
Stylus overtravel	Z: 7.5 mm (0.29 in)
Stylus trigger force	3N / 306 gf
Repeatability	0.75 µm (0.00003 in)

### LTS kit

Includes: LTS  
Ø26 mm contact pad

**Part number:** A-5475-0001      **Price:** \$1,032

### LTS with adaptor block

Includes: LTS  
Ø26 mm contact pad  
Adaptor

**Part number:** A-5475-0002      **Price:** \$1,116

### LTS software package

**Part number:** A-5475-8700      **Price:** \$237

### LTS replacement parts and accessories

#### LTS tool kit

Includes: Ferrules (× 3)  
1.5 mm hex key (× 1)

**Part number:** A-5475-0060      **Price:** \$25

#### LTS installation kit

Includes: M5 cap head screws (× 4)  
Air pipe fitting (× 1)  
Air flow regulator (× 1)  
5 m × Ø6 mm air pipe

**Part number:** A-5475-0401      **Price:** \$99

#### LTS Ø26 mm contact pad kit

Includes: Ø26 mm (Ø1.02 in) contact pad (tungsten carbide)  
Tool kit

**Part number:** A-5475-0402      **Price:** \$215



#### LTS air pipe

**Part number:** A-5475-0403      **Price:** \$66

#### LTS adaptor block (for T-slot mounting)

**Part number:** A-5475-0404      **Price:** \$86

#### LTS riser block 50 mm

**Part number:** A-5475-0405      **Price:** \$192

#### LTS riser block 100 mm

**Part number:** A-5475-0406      **Price:** \$305

#### LTS conduit bulkhead kit

**Part number:** A-5475-0407      **Price:** \$167

#### LTS conduit extension kit 2 m

**Part number:** A-5475-0408      **Price:** \$167

#### LTS conduit extension kit 5 m

**Part number:** A-5475-0409      **Price:** \$269

#### Solenoid kit

**Part number:** A-5299-2933      **Price:** \$492



## TRS2

TRS2 is a cost-effective laser-based solution for high-speed broken tool detection. Working with the reflective properties of a rotating tool, TRS2 can detect broken tools at a distance of between 300 mm and 2 m, but optimized for use between 300 mm and 1 m. Toolwise™ Electronics makes TRS2 especially effective with tiny, easily broken tools down to 0.019 in (0.5 mm) diameter. TRS2 is suitable for solid profile tools including drills, taps, reamers and end mills.



### TRS2 hardware kit

Includes: TRS2 laser system with integral interface  
Tool kit  
Air regulator kit  
Sealtite kit  
Basic mounting bracket (shown)  
Renishaw TRS2 broken tool detection software

**Part number:** TRS2-KIT **Price:** \$2,894

### TRS2 probe only

Includes: TRS2 laser system with integral interface

**Part number:** A-5450-0400 **Price:** \$2,208

### TRS2 retrofit kit

Includes: TRS2 laser system with integral interface  
Tool kit  
Air regulator kit  
Sealtite kit  
Basic mounting bracket (shown)  
Renishaw TRS2 broken tool detection software  
Installation and application support

**Part number:** TRS2-S

Available at fixed price – call for details.

Special pricing available for multiple systems.

**Note:** The retrofit questionnaire at the end of this section must be filled out and returned to Renishaw before a retrofit order can be processed.

### TRS2 air regulator kit (3 bowl)

**Part number:** A-5450-2000 **Price:** \$487

### TRS2 air filter service kit (3 bowl)

**Part number:** M-3060-0933 **Price:** \$130

### TRS2 air filter service kit (2 bowl)

**Part number:** P-FI01-S002 **Price:** \$162

### Sealtite conduit for TRS2

¼ in conduit, 1 m long. Includes one fitting.

**Part number:** RI-CF01-0001 **Price:** \$38

### TRS2 replacement air cap

**Part number:** A-5450-0440 **Price:** \$37

### TRS2 receiver lens

**Part number:** A-5450-0470 **Price:** \$60

### TRS2 sapphire glass window

**Part number:** A-5450-0460 **Price:** \$154

## Machine tool probes

# Inspection probes for turning centers

## OLP40

OLP40 is a compact optical transmission part probe, ideal for use on turning centers. OLP40's compact design features an integrated probe module delivering exceptional robustness and generous overtravel. Utilizing a revised state-of-the-art modulated optical transmission method, the system offers the highest level of resistance to light interference. The OLP40 probe is also backwards compatible with existing OMM/MI12 and OMI receivers. OLP40 supports two methods of probe activation – M code and spin-on.

Sense directions	$\pm X, \pm Y, +Z$
Stylus overtravel	X and Y: $\pm 12.5^\circ$
	Z: 6 mm (0.24 in)
Stylus trigger force	X and Y: 41 gf – 80 gf
	Z: 540 gf
Unidirectional repeatability	1.0 $\mu\text{m}$ (0.00004 in)



### OLP40 retrofit kit

Includes: OLP40 probe and transmission system  
OMM-2  
Receiver mounting bracket  
OSI interface  
30 mm stainless steel stylus (x2)  
Sealtite kit  
Renishaw lathe inspection software  
Installation and applications support

A shank is not included in this kit. See section entitled Shanks and Toolholders on page 2-17 for price and part number information.

**Part number:** OLP40-NS-S

Available at fixed price – call for details.

**Note:** The retrofit questionnaire at the end of this section must be filled out and returned to us before a retrofit order can be processed.

### OLP40 hardware only kit

Includes: OLP40 probe and transmission system  
OMM-2  
Receiver mounting bracket  
OSI interface  
30 mm stainless steel stylus (x2)  
Sealtite kit

**Part number:** OLP40-NS-KIT      **Price:** \$6,651

### OLP40 probe kit

Includes: OLP40 probe  
 $\frac{1}{2}$  AA battery (2)  
Tool kit

#### Legacy

**Part number:** A-5625-0001      **Price:** \$4,183

#### Modulated

**Part number:** A-5625-2001      **Price:** \$4,183

**OMM-2 optical receiver**

**Part number:** A-5492-0051      **Price:** \$1,085

**OMI-2 optical receiver/interface**

With 8 m cable.

**Part number:** A-5191-0049      **Price:** \$1,740

**OMI-2 optical receiver/interface**

With 15 m cable.

**Part number:** A-5191-0050      **Price:** \$1,830

**OMI-2T optical receiver/interface**

With 8 m cable.

**Part number:** A-5439-0049      **Price:** \$1,740

**OMI-2T optical receiver/interface**

With 15 m cable.

**Part number:** A-5439-0050      **Price:** \$1,830

**Receiver mounting bracket**

**Part number:** A-2033-0830      **Price:** \$131

**OSI interface**

**Part number:** A-5492-2000      **Price:** \$1,024

**Sealtite conduit for OMM-2, OMI-2 or OMI-2T**

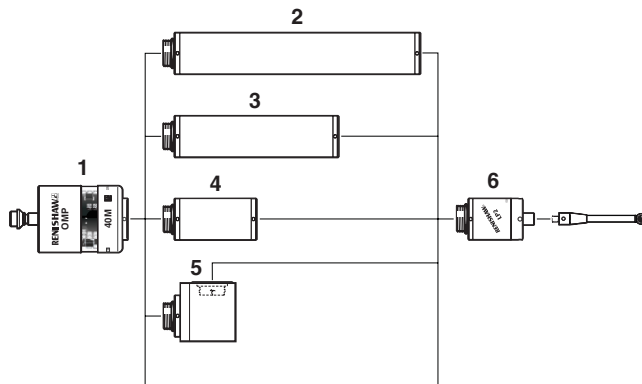
5/16 in conduit, 1 meter long. Includes one fitting.

**Part number:** A-4113-0306      **Price:** \$38

## Machine tool probes

### OMP40M

OMP40M is a modular version of the OLP40. The LP2 probe module, adaptors and extensions need to be purchased separately.



#### 1 – OMP40M transmission module

##### Legacy

Part number: A-5626-0001 Price: \$1,452

##### Modulated

Part number: A-5626-2001 Price: \$1,452

#### 2 – LPE3 extension 150 mm

Part number: A-2063-7003 Price: \$314

#### 3 – LPE2 extension 100 mm

Part number: A-2063-7002 Price: \$314

#### 4 – LPE1 extension 50 mm

Part number: A-2063-7001 Price: \$314

#### 5 – MA4 90° adaptor

Part number: A-2063-7600 Price: \$510

#### 6 – LP2 probe assembly

Part number: A-2063-6098 Price: \$3,257

### OMP40M retrofit kit

Includes: OMP40M transmission system  
LP2 probe  
OMM-2  
Receiver mounting bracket  
OSI interface  
30 mm stainless steel stylus (x 2)  
Sealtite kit  
Renishaw lathe inspection software  
Installation and applications support

Part number: OMP40M-NS-S

Available at fixed price – call for details.

### OMP40M hardware only kit

Includes: OMP40 transmission system  
LP2 probe  
OMM-2  
Receiver mounting bracket  
OSI interface  
30 mm stainless steel stylus (x 2)  
Sealtite kit

Part number: OMP40M-NS-KIT Price: \$7,177

A shank is not included in the above kits. See section entitled Shanks and Toolholders on page 2-17 for price and part number information.

### OMM-2 optical receiver

Part number: A-5492-0051 Price: \$1,085

### OMI-2 optical receiver/interface

Part number: A-5191-0049 Price: \$1,740

### OMI-2T optical receiver/interface

Part number: A-5439-0049 Price: \$1,740

### Receiver mounting bracket

Part number: A-2033-0830 Price: \$131

### OSI interface

Part number: A-5492-2000 Price: \$1,024

### Sealtite conduit for OMM-2, OMI-2 or OMI-2T

5/16 in conduit, 1 meter long. Includes one fitting.

Part number: A-4113-0306 Price: \$38

## RLP40

RLP40 is a compact radio transmission part probe, ideal for use on turning centers. RLP40's compact design features an integrated probe module delivering exceptional robustness and generous overtravel. RLP40 complies with FCC regulations and operates in the 2.4 Ghz range. RLP40 delivers interference-free transmission through the use of FHSS (frequency hopping spread spectrum).

RLP40 supports two methods of probe activation:

**Radio-on** The probe is turned on via an RF signal produced by the RMI-Q and initiated by an M code. The probe is turned off via an RF signal or the internal timer.

**Spin-on** The probe is turned on via an internal centrifugal switch. The probe is turned off via the centrifugal switch or the internal timer.

Sense directions	$\pm X, \pm Y, +Z$
Stylus overtravel	X and Y: $\pm 12.5^\circ$
	Z: 6 mm (0.24 in)
Stylus trigger force	X and Y: 41 gf – 82 gf
	Z: 540 gf
Unidirectional repeatability	1.0 $\mu\text{m}$ (0.00004 in)

### RLP40 retrofit kit

Includes: RLP40 probe and transmission system  
RMI-Q radio machine interface  
Receiver mounting bracket  
30 mm stainless steel stylus (x 2)  
Sealtite kit  
Renishaw lathe inspection software  
Installation and applications support

A shank is not included in this kit. See section entitled Shanks and Toolholders on page 2-17 for price and part number information.

**Part number:** RLP40-NS-S

Available at fixed price – call for details.

**Note:** The retrofit questionnaire at the end of this section must be filled out and returned to Renishaw before a retrofit order can be processed.

### RLP40 hardware only kit

Includes: RLP40 probe and transmission system  
RMI-Q radio machine interface  
Receiver mounting bracket  
30 mm stainless steel stylus (x 2)  
Sealtite kit

**Part number:** RLP40-NS-KIT **Price:** \$8,234



### RLP40 probe kit

Includes: RLP40 probe  
 $\frac{1}{2}$  AA battery (2)  
Tool kit

**Part number:** A-5627-0001 **Price:** \$5,060

### RMI-Q radio machine interface

**Part number:** A-5687-0050 **Price:** \$2,815

### Receiver mounting bracket

**Part number:** A-2033-0830 **Price:** \$131

### Sealtite conduit

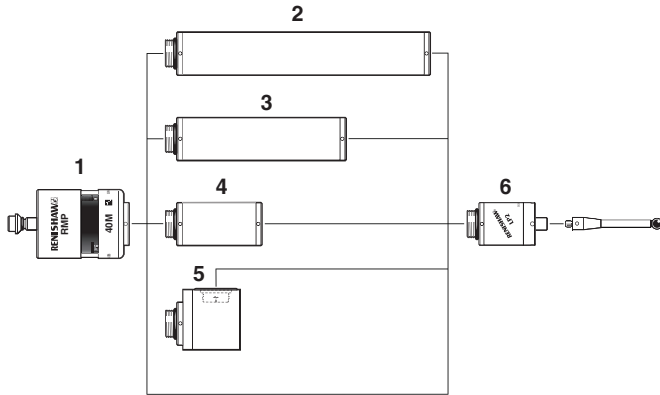
$\frac{5}{16}$  in conduit, 1 m long. Includes one fitting.

**Part number:** A-4113-0306 **Price:** \$38

## Machine tool probes

### RMP40M

RMP40M is a modular version of the RLP40. The LP2 probe module, adaptors and extensions need to be purchased separately.



#### 1 – RMP40M transmission module

Part number: A-5628-0001 Price: \$2,200

#### 2 – LPE3 extension 150 mm

Part number: A-2063-7003 Price: \$314

#### 3 – LPE2 extension 100 mm

Part number: A-2063-7002 Price: \$314

#### 4 – LPE1 extension 50 mm

Part number: A-2063-7001 Price: \$314

#### 5 – MA4 90° adaptor

Part number: A-2063-7600 Price: \$510

#### 6 – LP2 probe assembly

Part number: A-2063-6098 Price: \$3,257

### RMP40M retrofit kit

Includes: RMP40M transmission system  
LP2 probe  
RMI-Q radio machine interface  
Receiver mounting bracket  
30 mm stainless steel stylus (x 2)  
Sealtite kit  
Renishaw lathe inspection software  
Installation and applications support

Part number: RMP40M-NS-S

Available at fixed price – call for details.

### RMP40M hardware only kit

Includes: RMP40 transmission system  
LP2 probe  
RMI-Q radio machine interface  
Receiver mounting bracket  
30 mm stainless steel stylus (x 2)  
Sealtite kit

Part number: RMP40M-NS-KIT Price: \$8,638

A shank is not included in the above kits. See section entitled Shanks and Toolholders on page 2-17 for price and part number information.

### RMI-Q radio machine interface

Part number: A-5687-0050 Price: \$2,815

### Receiver mounting bracket

Part number: A-2033-0830 Price: \$131

### Sealtite conduit

5/16 in conduit, 1 m long. Includes one fitting.

Part number: A-4113-0306 Price: \$38

## LP2

The LP2 probe is used on CNC lathes for workpiece inspection and tool setting. It is also used in special applications where its small body makes it suitable for gauging workpiece features with restricted access.

The LP2 is universal and can be fitted to optical, inductive, hard-wired and radio transmission systems. An array of sockets and adaptors is available to support these applications. Please contact Renishaw for further details.



Sense directions	$\pm X, \pm Y, +Z$
Stylus overtravel	X and Y: $\pm 12.5^\circ$
	Z: 6.5 mm (0.26 in)
Stylus trigger force	X and Y: 51 gf – 92 gf
	Z: 597 gf
Unidirectional repeatability	1.0 $\mu\text{m}$ (0.00004 in)

Includes: LP2 probe  
 2 C spanners  
 TK1 tool kit

**Part number:** A-2063-6098

**Price:** \$3,257

## LP2H

The LP2H probe is used on CNC lathes for workpiece inspection and tool setting. It is designed for heavier duty applications where machine vibration or heavy stylus arrangements may cause unexpected triggers.



Sense directions	$\pm X, \pm Y, +Z$
Stylus overtravel	X and Y: $\pm 12.5^\circ$
	Z: 5 mm (0.20 in)
Stylus trigger force	X and Y: 204 gf – 408 gf
	Z: 3059 gf
Unidirectional repeatability	2.0 $\mu\text{m}$ (0.00008 in)

Includes: LP2H probe  
 2 C spanners  
 TK1 tool kit

**Part number:** A-2064-0002

**Price:** \$3,257

## LP2DD

The LP2DD probe is based on the LP2 design, but incorporates a revised diaphragm assembly. This probe is recommended for grinding machines and other installations where dust-filled coolant is abundant.



Sense directions	$\pm X, \pm Y, +Z$
Stylus overtravel	X and Y: $\pm 15^\circ$
	Z: 6.5 mm (0.26 in)
Stylus trigger force	X and Y: 51 gf – 92 gf
	Z: 597 gf
Unidirectional repeatability	1.0 $\mu\text{m}$ (0.00004 in)

Includes: LP2DD probe  
 2 C spanners  
 TK1 tool kit

**Part number:** A-2063-8020

**Price:** \$3,257

## Machine tool probes

### LP2/LP2DD replacement parts

#### LP2DD diaphragm replacement kit

An outer diaphragm replacement kit for the LP2DD.

Includes: Diaphragm  
O ring

**Part number:** A-2063-8030                      **Price:** \$44

#### Chip deflector

This deflector is recommended if the LP2DD is subjected to continual exposure to hot chips.

**Part number:** M-2063-8003                      **Price:** \$149

#### C spanner

A C spanner is required for fitting an LP2 to your machine.

**Part number:** A-2063-7587                      **Price:** \$19

#### LP2 service kit (DK2)

Includes: Front cap  
Metal eyelid  
Spring  
O ring

**Part number:** A-2063-7542                      **Price:** \$84

#### TK1 tool kit

Includes: Stylus tool  
1.5 mm A/F hex key  
2.0 mm A/F hex key  
2.5 mm A/F hex key  
3.0 mm A/F hex key  
4.0 mm A/F hex key

**Part number:** A-2053-7531                      **Price:** \$40



## LP2 accessories

### FS1 adjustable female socket

Provides  $\pm 4^\circ$  of angular rotation about the center line of the LP2. Supplied with 500 mm long cable, protective cover and adjusting screws.

**Part number:** A-2063-6697      **Price:** \$149

### FS2 fixed female socket

Designed for rigid mounting of an LP2. Supplied with 500 mm long cable and protective cover.

**Part number:** A-2063-5431      **Price:** \$149

### FS3 single axis adjustable holder

The socket pivots on two balls, this provides  $\pm 4^\circ$  of pitch adjustment about the center line of the LP2. Supplied with 500 mm long cable, protective cover and adjusting screws.

**Part number:** A-2063-5308      **Price:** \$261

### MA4 90° adaptor

**Part number:** A-2063-7600      **Price:** \$510

### HSI interface

**Part number:** A-5500-1000      **Price:** \$217

### LPE1 extension

A 50 mm long extension which can be fitted between the LP2 and holder.

**Part number:** A-2063-7001      **Price:** \$314

### LPE2 extension

100 mm long.

**Part number:** A-2063-7002      **Price:** \$314

### LPE3 extension

150 mm long

**Part number:** A-2063-7003      **Price:** \$314

## LP2 straight shanks

LP2 straight shanks are fitted with FS2 socket assemblies to accommodate the LP2 probe. An HSI interface is also required.

### LP2 0.75 in straight shank with FS2 and cable assembly

**Part number:** A-2063-8326      **Price:** \$1,345

### LP2 1 in straight shank with FS2 and cable assembly

**Part number:** A-2063-8328      **Price:** \$1,345

### LP2 22 mm straight shank with FS2 and cable assembly

**Part number:** A-2063-8366      **Price:** \$1,345

## Machine tool probes

### MP250

MP250 is the next generation compact probe. Measuring just 25 mm in diameter and 40 mm in length, MP250 is identical in size to the popular LP2. MP250 uses RENGAGE™ strain gage sensing technology and delivers superior metrology performance. MP250 is aimed at the tool cutter grinder and special CNC lathe markets. MP250 is supported via hard-wired only and must be used with the HSI interface and FS sockets designed specifically for the MP250. MP250 is not suitable for use with inductive, optical or radio transmission.

Sense directions	$\pm X, \pm Y, +Z$
Stylus overtravel	X and Y: $\pm 13^\circ$ Z: 6.5 mm (0.26 in)
Stylus trigger force	X and Y: 8 gf Z: 229 gf

Unidirectional repeatability \* 0.25  $\mu\text{m}$  (0.00001 in)

\* Based on 50 mm stylus length



### MP250 probe kit

Includes: MP250 probe  
Tool kit

**Part number:** A-5500-1600

**Price:** \$4,862

### MP250 accessories

#### FS10 adjustable female socket for MP250

**Part number:** A-5500-1710

**Price:** \$249

#### FS20 fixed female socket for MP250

**Part number:** A-5500-1810

**Price:** \$249

#### HSI-C interface for MP250

**Part number:** A-6527-1000

**Price:** \$253

## Tool setting for turning centers

### High precision removable arm (HPRA)

The HPRA is a 'plug-in', cost effective, precision tool setting system for use on CNC lathes. When needed, the arm is manually introduced to the machine envelope and held in place through the use of the machine resident HPRA base. The arm is locked in position through the duration of the tool setting cycle. After use, the arm is removed and stored on the HPRA storage stand.

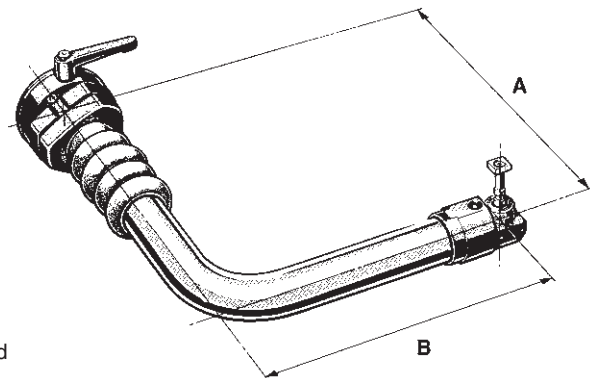
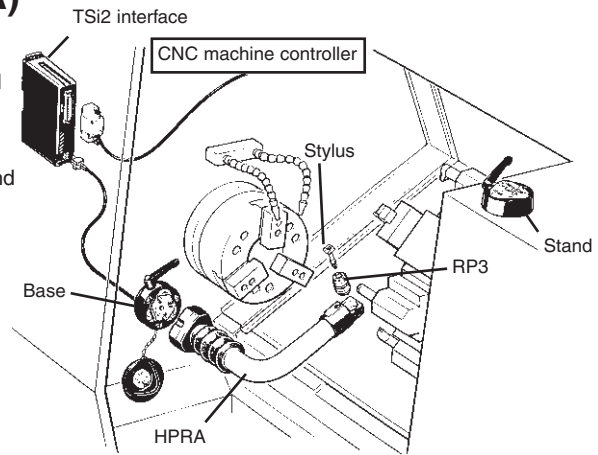
Unidirectional repeatability  
max 2σ value:

5.0 μm (0.0002 in) for arms supporting 6 in to 15 in chucks  
8.0 μm (0.0003 in) for arms supporting 18 in to 24 in chucks

Max arm dimensions: A=580 mm B=450 mm  
Min arm dimensions: A=250 mm B=211 mm

HPRA is available to fit most common chuck sizes from 6 in to 24 in. Each HPRA standard kit (see below) is supplied complete with:

- RP3 probe (A-2197-0049)
- 90° probe holder
- TSi2 interface (A-2176-0010)
- HPRA storage stand (A-2176-0019)



### Standard kits

**Part number:** See below

**Price:** \$3,891\*

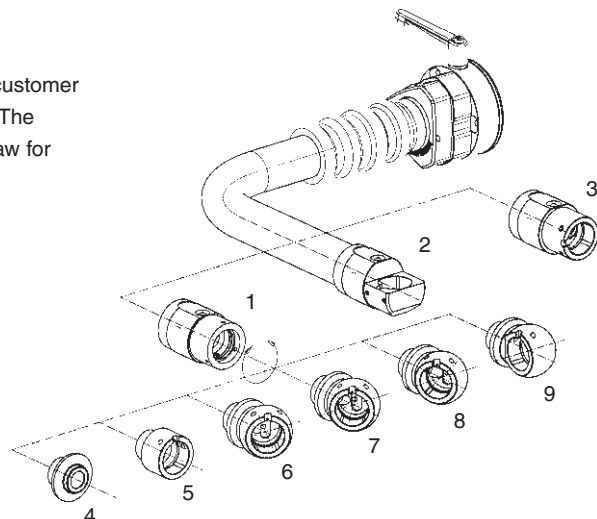
\* A stylus assembly and base (rear exit or side exit) are not included and must be ordered separately.

Part description	Part number	A-dimension	B-dimension
HPRA 6 in chuck with RP3 kit	A-2176-0883	250	211
HPRA 8 in chuck with RP3 kit	A-2176-0884	280	241
HPRA 10 in chuck with RP3 kit	A-2176-0885	325	290
HPRA 12 in chuck with RP3 kit	A-2176-0886	355	290
HPRA 15 in chuck with RP3 kit	A-2176-0887	455	335
HPRA 18 in chuck with RP3 kit	A-2176-0888	510	375
HPRA 24 in chuck with RP3 kit	A-2176-0889	580	450

### Custom kits

The HPRA can also be designed for specific applications. The customer must specify arm length, probe holder, stylus configuration etc. The items below depict some of the options. Please contact Renishaw for pricing.

1	A-2176-0268	PCB/LED housing
2	A-2176-0018	90° holder fixed
3	A-2176-0257	I/L holder fixed
4	A-2048-0523	LP2 adaptor
5	A-2176-1291	I/L adj RP3 holder
6	A-2176-1290	30° adj RP3 holder
7	A-2176-0269	45° adj RP3 holder
8	A-2176-1289	60° adj RP3 holder
9	A-2176-1288	90° adj RP3 holder



# Machine tool probes

## HPRA bases

The HPRA base is designed to provide a repeatable location for fixing the HPRA arm during tool setting cycles. The base is designed to stay resident within the machine and is supplied with a cover to protect the unit from coolant and debris when the arm is not in use. HPRA bases are available in rear and side exit configurations and are supplied with 3 meters of cable.

### HPRA rear exit base

**Part number:** A-2176-0025

**Price:** \$823

### HPRA side exit base

**Part number:** A-2176-0187

**Price:** \$823

### HPRA storage stand

**Part number:** A-2176-0019

**Price:** \$327

## HPRA/HPPA/HPMA stylus kits

There are six primary configurations of styli to support HPRA. Each is designed to be compatible with standard sizes of block tooling ranging from 5/8 in to 2 in. Each stylus kit is supplied complete with:

- 15 x 15 x 4 stylus assembly
- Break stem
- Stylus extension/adaptor

**Part number:** A-2197-0157 (16 mm tooling)

**Price:** \$116

**Part number:** A-2197-0158 (20 mm tooling)

**Price:** \$116

**Part number:** A-2197-0159 (25 mm tooling)

**Price:** \$116

**Part number:** A-2197-0160 (32 mm tooling)

**Price:** \$116

**Part number:** A-2197-0161 (40 mm tooling)

**Price:** \$116

**Part number:** A-2197-0162 (50 mm tooling)

**Price:** \$116

## HPRA/HPPA/HPMA break stems

**Part number:** A-5004-7624 (16 mm and 20 mm tooling)

**Price:** \$25

**Part number:** A-5004-6723 (25 mm to 50 mm tooling)

**Price:** \$25

## HPRA/HPPA/HPMA break stem tool kits

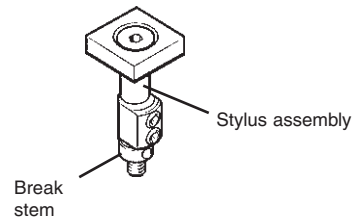


Contain break stem and hex wrenches.

**Part number:** A-2176-0639 (16 mm to 20 mm tooling)

**Price:** \$28

**Part number:** A-2176-0636 (25 mm to 50 mm tooling)

**Price:** \$28



## High precision pull-down arm (HPPA)

## High precision motorized arm (HPMA)

The HPPA is a manual 'pull-down / push-up' tool setting system for use on CNC lathes. The HPMA is an 'automatic' servo driven system. Both products are designed to permanently reside in the machine envelope.

When needed, the HPPA is manually 'pulled-down' into position. After use, the arm is 'pushed-up' away from the cutting volume. HPMA requires the use of CNC M codes to drive the arm to its active and stowed positions.

All HPPA and HPMA systems are supplied with an enclosure to protect the probe and stylus assembly when not in use. HPPA and HPMA hubs are available in both R/E (rear exit) and S/E (side exit) configurations. S/E hubs are supplied with a fixed 5 m cable. **R/E hubs are supplied with a bulkhead connector and require the purchase of a separate cable.**

### Specifications

Unidirectional repeatability

max  $2\sigma$  value in machine XZ axis: 5.0  $\mu\text{m}$  (0.0002 in) for arms supporting 6 in to 15 in chucks  
 8.0  $\mu\text{m}$  (0.0003 in) for arms supporting 18 in to 24 in chucks

HPPA max arm dimensions: A=555 mm B=458 mm

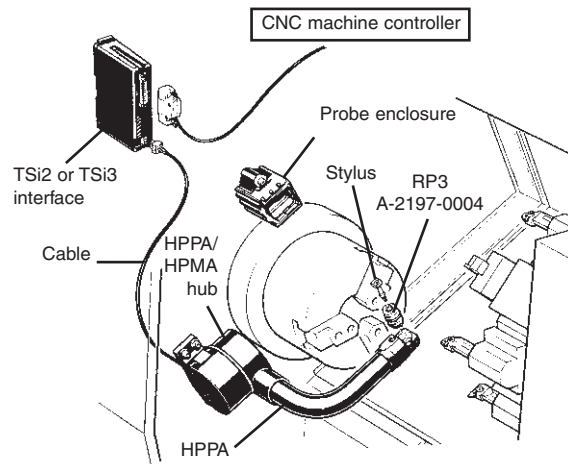
HPPA min arm dimensions: A=250 mm B=219 mm

HPMA max arm dimensions: A=555 mm B=458 mm

HPMA min arm dimensions: A=250 mm B=219 mm

HPPA and HPMA are available to fit most common chuck sizes from 6 in to 24 in. Each 'standard' kit (see below) is supplied complete with:

- Arm
- HPPA or HPMA hub
- RP3 probe (A-2197-0049)
- 90° probe holder
- TSi2 interface for HPPA (A-2176-0010)
- TSi3 interface for HPMA (A-2181-0465)
- Probe enclosure (A-2275-0098)
- Cable (supplied with S/E systems only, **purchase separately for R/E systems**)



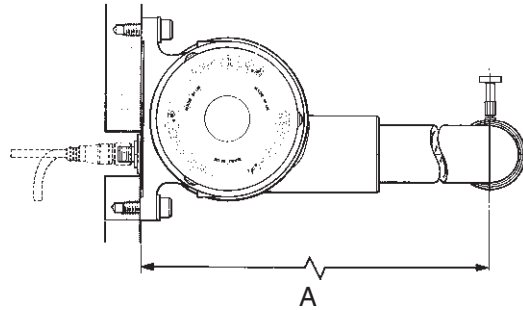
# Machine tool probes

## HPPA standard kits

Part number: See below

Price: \$4,599\*

Part description	Part number	A-dimension	B-dimension
HPPA 6 in R/E with RP3 kit	A-2275-0181	250	219
HPPA 8 in R/E with RP3 kit	A-2275-0182	286	249
HPPA 10 in R/E with RP3 kit	A-2275-0183	335	298
HPPA 12 in R/E with RP3 kit	A-2275-0184	368	298
HPPA 15 in R/E with RP3 kit	A-2275-0185	400	343
HPPA 18 in R/E with RP3 kit	A-2275-0186	469	383
HPPA 24 in R/E with RP3 kit	A-2275-0187	555	458
HPPA 6 in S/E with RP3 kit	A-2275-0188	250	219
HPPA 8 in S/E with RP3 kit	A-2275-0189	286	249
HPPA 10 in S/E with RP3 kit	A-2275-0190	335	298
HPPA 12 in S/E with RP3 kit	A-2275-0191	368	298
HPPA 15 in S/E with RP3 kit	A-2275-0192	400	343
HPPA 18 in S/E with RP3 kit	A-2275-0193	469	383
HPPA 24 in S/E with RP3 kit	A-2275-0194	555	458

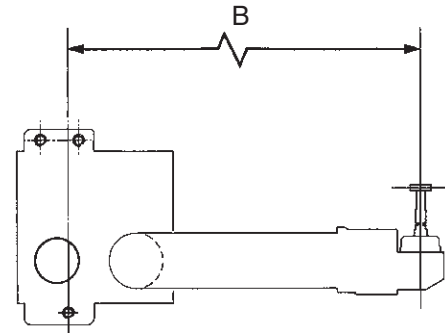


## HPMA standard kits

Part number: See below

Price: \$5,189\*

Part description	Part number	A-dimension	B-dimension
HPMA 6 in R/E with RP3 kit	A-2181-0645	250	219
HPMA 8 in R/E with RP3 kit	A-2181-0646	286	249
HPMA 10 in R/E with RP3 kit	A-2181-0647	335	298
HPMA 12 in R/E with RP3 kit	A-2181-0648	368	298
HPMA 15 in R/E with RP3 kit	A-2181-0649	400	343
HPMA 18 in R/E with RP3 kit	A-2181-0650	469	383
HPMA 24 in R/E with RP3 kit	A-2181-0651	555	458
HPMA 6 in S/E with RP3 kit	A-2181-0652	250	219
HPMA 8 in S/E with RP3 kit	A-2181-0653	286	249
HPMA 10 in S/E with RP3 kit	A-2181-0654	355	298
HPMA 12 in S/E with RP3 kit	A-2181-0655	368	298
HPMA 15 in S/E with RP3 kit	A-2181-0656	400	343
HPMA 18 in S/E with RP3 kit	A-2181-0657	469	383
HPMA 24 in S/E with RP3 kit	A-2181-0658	555	458

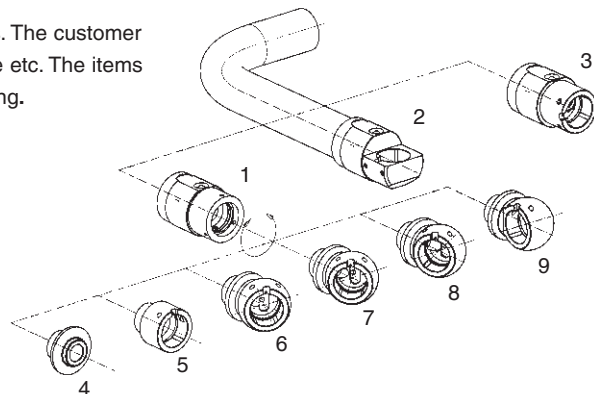


\* A stylus assembly is not included and must be ordered separately. In addition HPPA and HPMA R/E systems require the separate purchase of a cable.

## Custom kits

The HPPA and HPMA can also be designed for specific applications. The customer must specify arm length, probe holder, stylus configuration, hub type etc. The items below depict some of the options. Please contact Renishaw for pricing.

1	A-2176-0268	PCB/LED housing
2	A-2176-0018	90° holder fixed
3	A-2176-0257	I/L holder fixed
4	A-2048-0523	LP2 adaptor
5	A-2176-1291	I/L adj RP3 holder
6	A-2176-1290	30° adj RP3 holder
7	A-2176-0269	45° adj RP3 holder
8	A-2176-1289	60° adj RP3 holder
9	A-2176-1288	90° adj RP3 holder



## HPPA cables

The HPPA R/E systems require the use of one of the cables below:

<b>Part number:</b> P-CA82-1010 (2 meters)	<b>Price:</b> \$36
<b>Part number:</b> P-CA82-1009 (5 meters)	<b>Price:</b> \$57
<b>Part number:</b> P-CA82-1011 (10 meters)	<b>Price:</b> \$80

## HPMA cables

The HPMA R/E systems require the use of one of the cables below:

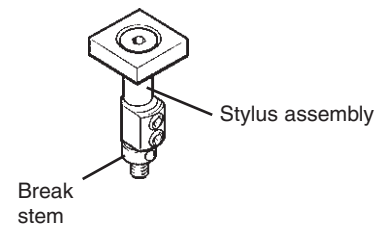
<b>Part number:</b> A-2181-1080 (2 meters)	<b>Price:</b> \$110
<b>Part number:</b> A-2181-1085 (5 meters)	<b>Price:</b> \$136
<b>Part number:</b> A-2181-1090 (10 meters)	<b>Price:</b> \$187

## HPRA/HPPA/HPMA stylus kits

There are six primary configurations of styli to support HPPA and HPMA. Each is designed to be compatible with standard sizes of block tooling ranging from 5/8 in to 2 in. Each stylus kit is supplied complete with:

- 15 × 15 × 4 stylus assembly
- Break stem
- Stylus extension/adaptor

<b>Part number:</b> A-2197-0157 (16 mm tooling)	<b>Price:</b> \$116
<b>Part number:</b> A-2197-0158 (20 mm tooling)	<b>Price:</b> \$116
<b>Part number:</b> A-2197-0159 (25 mm tooling)	<b>Price:</b> \$116
<b>Part number:</b> A-2197-0160 (32 mm tooling)	<b>Price:</b> \$116
<b>Part number:</b> A-2197-0161 (40 mm tooling)	<b>Price:</b> \$116
<b>Part number:</b> A-2197-0162 (50 mm tooling)	<b>Price:</b> \$116



## HPRA/HPPA/HPMA M4 break stems

<b>Part number:</b> A-5004-7624 (16 mm and 20 mm tooling)	<b>Price:</b> \$25
<b>Part number:</b> A-5004-6723 (25 mm to 50 mm tooling)	<b>Price:</b> \$25
<b>Part number:</b> A-5004-7620 (Mori Seiki)	<b>Price:</b> \$25



## HPRA/HPPA/HPMA M4 break stem tool kits

Contain break stem and hex wrenches.

<b>Part number:</b> A-2176-0639 (16 mm to 20 mm tooling)	<b>Price:</b> \$28
<b>Part number:</b> A-2176-0636 (25 mm to 50 mm tooling)	<b>Price:</b> \$28

## Legacy HPA stylus kits

### TS20 replacement stylus kit

Includes stylus 10 × 10 × 4, break protect link, adaptor and screw.

<b>Part number:</b> A-2008-0601 (25 mm tooling)	<b>Price:</b> \$116
<b>Part number:</b> A-2008-0602 (32 mm tooling)	<b>Price:</b> \$116
<b>Part number:</b> A-2008-0603 (40 mm tooling)	<b>Price:</b> \$116

### TS20 break protect link

<b>Part number:</b> A-5004-7616 (25 mm tooling)	<b>Price:</b> \$25
<b>Part number:</b> A-5004-7618 (32 mm tooling)	<b>Price:</b> \$25
<b>Part number:</b> A-5004-7619 (40 mm tooling)	<b>Price:</b> \$25

# Machine tool probes

## APC products

The automatic probe cover (APC) is a tool setting probe that features a pneumatically-operated protection cover for lathes and multi-tasking machines. The APC is typically used when the probe is mounted in a harsh environment; for example, where exposed to large pieces of flying swarf, or long strands of swarf wrapping around the stylus that can damage the probe when pulled away. The pneumatically-operated cover will protect the probe's stylus and allow it to operate in this hazardous environment.



The APC features an “air bleed” function. “Air bleed” is where air flows through the APC mechanism at a constant rate over the stylus cube when the APC cover is extended or retracted to help prevent build-up of contamination on the stylus cube.

The APC also features an air blast port. The customer can supply, fit and control an air blast pipe to suit their requirements.

Sense directions	$\pm X, \pm Y, +Z$
Stylus overtravel	X and Y: 5 mm (0.20 in)
	Z: 5 mm (0.20 in)
Stylus trigger force	X and Y: 50.2 gf to 92.2 gf
	Z: 692.8 gf
Unidirectional repeatability *	1.5 $\mu\text{m}$ (0.000059 in)

### APCA-45

With air extension and air retraction.

**Part number:** A-6596-0001      **Price:** \$6,389

### APCS-45

With air extension and spring retraction.

**Part number:** A-6596-0002      **Price:** \$6,389

### HSI interface

**Part number:** A-5500-1000      **Price:** \$217

### HSI-C interface

**Part number:** A-6527-1000      **Price:** \$253

### Cables

5 meter long cable.

**Part number:** A-6596-0277      **Price:** \$532

10 meter long cable.

**Part number:** A-6596-0278      **Price:** \$594

25 meter long cable.

**Part number:** A-6596-0279      **Price:** \$788

### Stylus

**Part number:** A-6560-7584      **Price:** \$332

### Nose cone

**Part number:** A-6596-0057      **Price:** \$116



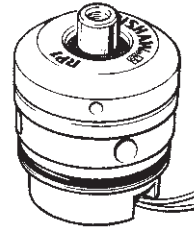
## RP1, RP2 and RP3 tool setting probes

The RP1, RP2 and RP3 probes are suitable for OEM installation into purpose-built holders, or for use with Renishaw's automatic or manual tool setting arms.

### RP1 – Tool setting/inspection probe and tool kit

For use on OEM installation into purpose-built holders.

**Part number:** A-2154-0007      **Price:** \$1,617



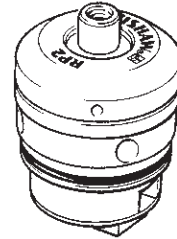
### RP1 DD – RP1 double diaphragm version and tool kit

For use on OEM installation into purpose-built holders.

**Part number:** A-2154-0008      **Price:** \$1,617

### RP2 – Probe for tool setting arm (TSA) only

**Part number:** A-2116-0149      **Price:** \$1,617

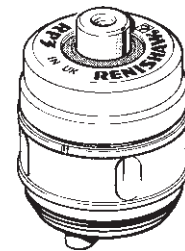


### RP2DD – RP2 double diaphragm version for TSA only

**Part number:** A-2116-0150      **Price:** \$1,617

### RP3 – Probe for HPRA, HPPA and HPMA arms

**Part number:** A-2197-0049      **Price:** \$1,617



## Machine tool probes

### Interfaces

#### OSI interface

The OSI interface is required for use with Renishaw optical probes using Modulated transmission. The OSI works exclusively with the OMM-2 receiver.

**Part number:** A-5492-2000

**Price:** \$1,024



#### HSI interface

The HSI interface is required for use with Renishaw's hard-wired probes (LP2 variants, TS27R, TS34, MP250 and APCA/APCS). The HSI converts signals received from the probe into an acceptable form for the CNC machine control. The HSI has solid state relay output.

**Part number:** A-5500-1000

**Price:** \$217



#### HSI-C interface

The HSI-C processes signals from RENGAGE (MP250) or standard hard-wired probes and converts them into voltage-free solid-state relay (SSR) outputs, which are then transmitted to the CNC machine controller. The HSI-C enables the user to select a suitable level of immunity to false triggering for the connected probe, caused by machine vibrations or accelerations.

**Part number:** A-6527-1000

**Price:** \$253



#### NCi-6 interface

The NCi-6 interface is required for use with Renishaw non-contact tool setting systems. The interface converts probe signals into an acceptable form for the CNC machine control. This interface has solid state relay outputs.

**Part number:** A-6516-2000

**Price:** \$249



## Receivers and interfaces

OMI-2 and OMI-2T are optical receivers that transmit signals between the probe and CNC control. All systems offer visual indicators of probe status, start signal status, battery condition and error condition.

### OMI-2

OMI-2 offers increased resistance to light interference and is exclusively compatible with Renishaw optical transmission systems operating in Modulated transmission mode (OMP60, OMP40-2, OMP400, OMP600 and OLP40).

**Part number:** A-5191-0049 (8 m cable)    **Price:** \$1,740

**Part number:** A-5191-0050 (15 m cable)    **Price:** \$1,830



### OMI-2T

OMI-2T is identical to the OMI-2 and is the exclusive interface supporting the twin probe system. OMI-2T is capable of communicating with multiple optical probes. CNC must have supporting M codes. This interface should be used when combining an OTS with an OMP60, OMP40-2, OMP600 or OMP400.

**Part number:** A-5439-0049 (8 m cable)    **Price:** \$1,740

**Part number:** A-5439-0050 (15 m cable)    **Price:** \$1,830



### OMM-2 optical machine module

The OMM-2 receiver is required for use with Renishaw optical probes using Modulated transmission. The OMM-2 works exclusively with the OSI. OMM-2 is capable of communicating with multiple optical probes.

**Part number:** A-5492-0051 (25 m cable)    **Price:** \$1,085



## Machine tool probes

### RMI-Q radio machine interface

RMI-Q is identical to RMI and is the exclusive interface supporting multiple (up to four) probe systems. RMI-Q is capable of communicating with multiple radio probes. CNC must have supporting M codes. This interface should be used with the RTS, RMP40, RMP60, RMP600, RMP400 or RLP40.



#### Side exit

**Part number:** A-5687-0049 (8 m cable) **Price:** \$2,815

**Part number:** A-5687-0050 (15 m cable) **Price:** \$2,815

#### Rear exit

**Part number:** A-5687-0059 (8 m cable) **Price:** \$2,815

**Part number:** A-5687-0060 (15 m cable) **Price:** \$2,815

### RMI-Q accessories

#### RMI-Q 30 m replacement cable

**Part number:** A-5687-0303 **Price:** \$416

#### RMI-Q 50 m replacement cable

**Part number:** A-5687-0304 **Price:** \$566

#### RMI-Q antenna cover

**Part number:** A-5687-0305 **Price:** \$125

### Additional items for all optical and radio receivers

#### Sealtite conduit

5/16 in conduit, 1 m long. Includes one fitting.

**Part number:** A-4113-0306 **Price:** \$38

#### Receiver mounting bracket

**Part number:** A-2033-0830 **Price:** \$131

## Lathe tool setting arm interfaces

There are two primary configurations of interfaces supporting lathe arms. The TSi2, TSi3 and TSi3-P interfaces deliver OCT (active high) output for probe status and arm positions, while the TSi2-C, TSi3-C and TSi3-CP interfaces deliver solid state relay (SSR) outputs for probe status and arm positions. The TSi2 interfaces support the HPRA and HPPA lathe arms. The TSi3 interfaces support the HPMA and HPGA lathe arms. When replacing TSi units, make sure to order the correct version.

### TSi2

Part number: A-2176-0010

Price: \$204



### TSi2-C

Part number: A-2176-1152

Price: \$204

### TSi3

Part number: A-2181-0465

Price: \$249



### TSi3-C

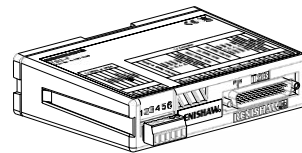
Part number: A-2181-2239

Price: \$249

### TSi3-P

Part number: A-2181-5200

Price: \$486



### TSi3-CP

Part Number: A-2181-5300

Price: \$486

# Machine tool software

## Macro based programming

Renishaw probing and tool setting software is a set of macros that control probing motion and data manipulation for a number of routines with input of a few parameters. Some capabilities may vary by specific software package and individual controller. All software is supplied on USB with electronic user's guide.

Many versions of Inspection Plus now support **SupaTouch** and **GoProbe**.

**SupaTouch** is an optimization routine. It is an easy-to-use program that intelligently optimizes on-machine probing cycles, leading to a cycle time reduction of up to 60% on CNC machine tools. **GoProbe** makes your Renishaw probing system quick and easy-to-use. GoProbe provides a simplified user interface with easy-to-use probing cycles. It uses a Smartphone app to deliver a simple yet powerful manufacturing solution.

See data sheet H-2000-2298 for more details on Renishaw macro software, including support for SupaTouch, GoProbe, Set and Inspect and Reporter (a MyRenishaw account is required to download this data sheet).

## Inspection Plus software for machining centers

Available measurement cycles include:

- X or Y or Z single surface measure
- Any angle web/pocket
- 3 or 4 point bore/boss
- Internal/external corner
- 4th or 5th axis measure
- Feature to feature measure

Description	Part number	Price
Brother 32A/A0000 (post June 2002)	A-4012-0908	\$1,183
Brother 32B/B00/32C/C00	A-4012-1028	\$1,183
DMG Mori (Fanuc/Meldas)	A-4012-0936	\$1,183
Fagor 8060/8065/8070	A-4016-0071	\$1,183
Fanuc 0-32	A-4012-0516	\$1,183
Haas	A-4012-0880	\$1,183
Mazak M32/M Plus/Fusion	A-4013-0023	\$1,183
Mazak Smooth/Matrix/Nexus/Smart	A-4013-0112	\$1,183
Mitsubishi Meldas	A-4012-0516	\$1,183
Okuma OSP/E100-300/U100	A-4016-1035	\$1,183
Siemens 810D/828D/840D	A-4014-0356	\$1,183
Toshiba Tosnuc (888M/999M)	A-4012-0949	\$1,183

## Inspection Plus software for machining centers using strain gage probes

Available measurement cycles include:

- X or Y or Z single surface measure
- XYZ vector measure
- Any angle web/pocket
- 3 or 4 point bore/boss
- Internal/external corner
- 4th or 5th axis measure
- Feature to feature measure

Description	Part number	Price
Haas	A-4012-0890	\$1,183
Mazak Fusion	A-4013-0040	\$1,183
Yasnac I80, MX3, J50, J300	A-4014-0104	\$1,183

## Tool setting software for machining centers

Renishaw tool setting software allows you to set tool length and diameter offsets for single point and multiple point tools, perform in-cycle broken tool detection and manual or automatic (programmed) positioning.

### Contact tool setting

Description	Part number	Price
Brother 32A/A00 (post June 2002)/32B/B00/32C/C00	A-4012-1007	\$474
DMG Mori (Fanuc/Meldas)	A-4012-1555	\$474
Fagor 8060/8065/8070	A-4016-0078	\$474
Fanuc 0-32	A-4012-0584	\$474
Haas	A-4012-0886	\$474
Mazak 640M, M32, M+	A-4013-0036	\$474
Mazak Smooth/Matrix/Nexus/Smart	A-4013-0133	\$474
Mitsubishi Meldas	A-4012-0584	\$474
Okuma OSP/E100/P100/P200/P300/U100	A-4016-1039	\$474
Okuma OSP/E100/P100/P200/P300/U100 (HMC)	A-4016-1071	\$474
Siemens 810/840D (Ver 5 and above)	A-4014-0396	\$474

### Non-contact tool setting

Description	Part number	Price
Brother 32A/A00 (post June 2002)	A-4012-0904	\$711
Brother 32B/B00/32C/C00	A-4012-1035	\$711
DMG Mori (Fanuc/Meldas)	A-4012-0953	\$711
Fanuc 0-32	A-4012-0820	\$711
Haas	A-4012-0895	\$711
Mazak INT E/I/J Smooth/Matrix/Nexus/Smart	A-4013-0123	\$711
Mazak Smooth/Matrix	A-4013-0119	\$711
Mitsubishi Meldas	A-4012-0820	\$711
Okuma OSP/E100M/P100M/200M/P300M/U100M	A-4016-1051	\$711
Siemens 810/840D/828D	A-4014-0401	\$711

See data sheet H-2000-2298 for more details on Renishaw macro software (a MyRenishaw account is required to download this datasheet).

# Machine tool probes

## Inspection software for turning centers

Renishaw's Inspection software for turning centers offers macros for:

- single-point (radial) measurement
- two-point (diameter) measurement
- rib/groove measurement
- single Z-surface measurement

It can update tool offsets and work offsets. It has an upper tolerance band which can be set for no offset correction. On completion of each measurement cycle it is possible to print out the results.

Description	Part number	Price
Fanuc 0-32	A-4012-0541	\$947
Haas	A-4012-0874	\$947
Mazak (QTN) T-Plus/Fusion/640T	A-4013-0071	\$947
Mazak (QTN) Smooth/Matrix/Nexus/Smart	A-4013-0137	\$947
Siemens 810D/840D	A-4014-0137	\$947

## Inspection software for multi-axis turning centers

- horizontal and vertical head orientations
- X, Y and Z single surface measure
- bore/boos
- web/pocket
- C-axis find

Description	Part number	Price
DMG Mori MT/NT (Fanuc)	A-4012-0834	\$1,183
DMG Mori Y axis (Fanuc)	A-4012-1301	\$1,183
Doosan MX (Fanuc)	A-4012-1016	\$1,183
Doosan SMX (Fanuc)	A-4012-1511	\$1,183
Fanuc/Meldas Y axis	A-4012-1092	\$1,183
Haas Y axis	A-4012-1309	\$947
Mazak E-series Fusion	A-4013-0083	\$1,183
Mazak Mark IV and E-series Matrix	A-4013-0106	\$1,183
Nakamura Super NX (Fanuc)	A-4012-1074	\$1,183
Okuma OSP	A-4016-1056	\$1,183

## Tool setting software for turning centers

The Renishaw tool setting software for turning centers sets tool length and/or diameter for static and powered tools. It has manual or automatic (programmed) positioning capability.

Description	Part number	Price
Fanuc	A-4012-0779	\$474
Fanuc (3 axis)	A-4012-0745	\$474
Haas	A-4012-0877	\$474
Mitsubishi Meldas	A-4013-0254	\$474
Mitsubishi Meldas (3 axis)	A-4013-0250	\$474
Siemens 810D/828D/840D)	A-4014-0130	\$474

See data sheet H-2000-2298 for more details on Renishaw macro software (a MyRenishaw account is required to download this datasheet).




## AxiSet™ Check-Up

Compatible with common formats of 5-axis machines, AxiSet™ Check-Up provides machine users with a fast and accurate method for determining rotary axis pivot points. The system is comprised of macro software, dedicated calibration artifact and PC-based data analysis software. Performance analysis is reported graphically via Microsoft® Excel®, compared against user-defined tolerances and stored for historical comparison.

The solutions defined below are compatible with 5-axis table-table machines. New solutions are being developed. Contact Renishaw for the latest list of compatibility. Each solution includes:

- CNC specific macro
- Artifact with magnetic base
- PC-based data analysis software



### AxiSet™ Check-Up Mazak Variaxis

**Part number:** A-5642-1000      **Price:** \$3,066

### AxiSet™ Check-Up Fanuc (Table-Table)

**Part number:** A-5642-1120      **Price:** \$3,066

### AxiSet™ Check-Up Mori Seiki NMV NMH

**Part number:** A-5642-1400      **Price:** \$3,066

### AxiSet™ Check-Up Siemens (Table-Table)

**Part number:** A-5642-1500      **Price:** \$3,066

### AxiSet™ Check-Up Mazak Mark IV

**Part number:** A-5642-1005      **Price:** \$3,066

### AxiSet™ Check-Up Mazak eV/eH

**Part number:** A-5642-1009      **Price:** \$3,066

### AxiSet™ Check-Up Hurco Winmax (Table-Table)

**Part number:** A-5642-1105      **Price:** \$3,066

### AxiSet™ Check-Up Haas

**Part number:** A-5642-1600      **Price:** \$3,066

### AxiSet™ Check-Up Mori Seiki NT

**Part number:** A-5642-1405      **Price:** \$3,066

### AxiSet™ Check-Up Siemens (Head-Head)

**Part number:** A-5642-1515      **Price:** \$3,066

### AxiSet™ Check-Up app

The new AxiSet Check-Up™ app now runs on Windows 10 (included in all kits). It is available to customers who use the spreadsheet version and would like to upgrade. The app provides a detailed graphical representation of the measurement data produced by the AxiSet Check-Up™ macro software and has been designed to provide a look and feel consistent with the Reporter app.

**Part number:** A-5642-3001      **Price:** \$315

### AxiSet Check-Up™ app 90-day trial

**Part number:** A-5642-3111      **Price:** FOC

## Machine tool probes

### Off-line programming

Productivity+™ is a software module designed to simplify the process of integrating probing cycles into the CNC machining program.

Productivity+™:

- Imports the native CAD model
- Creates and edits probing programs
- Allows simulation of inspection routines in a virtual environment
- Requires no detailed knowledge of macro codes
- Is compatible with many popular controls
- Multi-axis machining center support
- Perpetual software maintenance

### Productivity+™ Active Editor Pro

Includes: A-4007-1400-USB  
CS-SOF-SW-02-1400

**Part number:** A-4007-1400      **Price:** \$5,565

### Productivity+™ post processors

Productivity+™ is supplied with one post processor per purchased seat (select from the list below).

Control	Part number	Price
Brother	A-4007-5900	\$1,650
Fanuc Macro B	A-4007-5100	\$1,650
Haas	A-4007-5200	\$1,650
Heidenhain i530	A-4007-6000	\$1,650
Heidenhain 426/430	A-4007-6900	\$1,650
Heidenhain 6xx	A-4007-7200	\$1,650
Hitachi Seicos	A-4007-5300	\$1,650
Hurco Winmax	A-4007-6800	\$1,650
Makino	A-4007-5400	\$1,650
Mazak	A-4007-5500	\$1,650
Mazak Integrex	A-4007-7100	\$1,650
Mitsubishi Meldas	A-4007-5600	\$1,650
Mori Seiki	A-4007-6600	\$1,650
Okuma	A-4007-6300	\$1,650
Siemens 840D/810D	A-4007-6700	\$1,650
Yasnac	A-4007-5700	\$1,650



### Productivity+™ CAD importers

Productivity+™ comes with three CAD importers as standard: IGES, STEP and Parasolid®. Other CAD importers are available (select from the list below).

CAD system	Part number	Price
Pro-E	CS-SOF-SW-02-0007	\$1,650
CATIA	CS-SOF-SW-02-0008	\$1,650
UG/NX	CS-SOF-SW-02-0009	\$1,650
ACIS	CS-SOF-SW-02-0010	\$1,100
SolidWorks®	CS-SOF-SW-02-0011	\$1,650
Inventor™	CS-SOF-SW-02-0012	\$1,650
All of the above	CS-SOF-SW-02-0005	\$2,200

### Productivity+™ Active Editor Pro 90-day trial

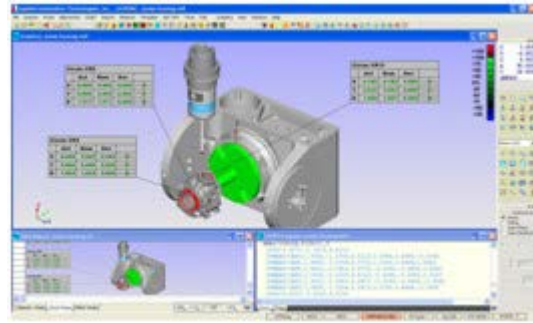
**Part number:** A-4007-8999      **Price:** FOC

## Renishaw Capps-NC

Renishaw Capps-NC is a comprehensive part verification software package for machine tools, designed to give confidence to the user that the part produced conforms to the CAD model.

Capps-NC can reduce set-up time and fixturing cost while creating automated closed loop manufacturing. A reduction of additional repair and scraps will increase product quality.

- Generate measurement programs from the CAD model, offline, in a virtual PC environment.
- Using the comprehensive probe builder, various shanks, Renishaw probes and styli can be modeled.
- Generate probe paths for 3-axis machines measuring 2D and 3D prismatic features and 3D free-form surfaces.
- Collision avoidance automatically detects obstructions and generates avoidance paths.
- Supports a variety of CNCs and machine communication protocols (RS232, Ethernet, FOCAS, Mnet, TNCDirect, Siemens OPC, MTCConnect).
- Uses industry-standard DMIS code to generate machine motion, construction, dimensioning and tolerance instructions.
- Generate comprehensive measurement reports with full GD&T.
- Using the optional 4th/5th axis module, Capps-NC supports a variety of multi-axis machine configurations.
- Using the optional tool and work offset module, tool compensation commands and work offset shifts can be incorporated into the post processed output.
- Intuitive part alignment tools to achieve perfect part set-up conditions before the cutting process. Tools such as Best Fit and Iterative Part Alignment.
- Adapt G-code cutting and trimming programs to any actual part shape and orientation for 5-axis motion code with NC-Fit.
- First year maintenance and support included.



## Capps-NC Advanced

Capps-NC Advanced is a single software license designed for the user who intends to program inspection cycles and capture measurement results **on a single PC**.

Includes: Complete Capps-NC license  
 Machine interface option  
 CAD importers (IGES and STEP)  
 One-year Capps-NC maintenance and support

### Capps-NC Advanced – 3-axis machine

**Part number:** A-5722-CPNC-ADV-3A    **Price:** \$17,500

### Capps-NC Advanced – 4-axis machine

**Part number:** A-5722-CPNC-ADV-4A    **Price:** \$20,475

### Capps-NC Advanced – 5-axis machine

**Part number:** A-5722-CPNC-ADV-5A    **Price:** \$23,625

### Capps-NC Advanced – Mill Turn machine

**Part number:** A-5722-CPNC-ADV-MT    **Price:** \$24,675

### Capps-NC Advanced each additional axis control

**Part number:** A-5722-CPNC-ADV-AX    **Price:** \$3,675

### Capps-NC Advanced additional turret control

**Part number:** A-5722-CPNC-ADV-TUR    **Price:** \$3,675

### Work offset programming and feedback

**Part number:** A-5722-CPNC-ADV-WO    **Price:** \$4,950

### Tool offset programming and feedback

**Part number:** A-5722-CPNC-ADV-TO    **Price:** \$4,950

## Machine tool probes

### Capps-NC programming station

#### Capps-NC programming – 3-axis machine

Part number: A-5722-CPNC-PS-3A      Price: \$10,950

#### Capps-NC programming – 4-axis machine

Part number: A-5722-CPNC-PS-4A      Price: \$12,950

#### Capps-NC programming – 5-axis machine

Part number: A-5722-CPNC-PS-5A      Price: \$14,950

#### Capps-NC programming – Mill Turn machine

Part number: A-5722-CPNC-PS-MT      Price: \$15,750

#### Capps-NC programming each additional axis control

Part number: A-5722-CPNC-PS-AX      Price: \$2,147

#### Capps-NC programming additional turret control

Part number: A-5722-CPNC-PS-TUR      Price: \$2,147

#### Work offset programming and feedback

Part number: A-5722-CPNC-PS-WO      Price: \$2,250

#### Tool offset programming and feedback

Part number: A-5722-CPNC-PS-TO      Price: \$2,250

### Capps-NC execution module

#### Capps-NC execution module – 3-axis machine

Part number: A-5722-CPNC-EM-3A      Price: \$9,845

#### Capps-NC execution module – 4-axis machine

Part number: A-5722-CPNC-EM-4A      Price: \$11,495

#### Capps-NC execution module – 5-axis machine

Part number: A-5722-CPNC-EM-5A      Price: \$13,750

#### Capps-NC execution module – Mill Turn machine

Part number: A-5722-CPNC-EM-MT      Price: \$14,850

#### Capps-NC execution module each additional axis control

Part number: A-5722-CPNC-EM-AX      Price: \$2,048

#### Capps-NC execution module additional turret control

Part number: A-5722-CPNC-EM-TUR      Price: \$2,573

#### Work offset execution module and feedback

Part number: A-5722-CPNC-EM-WO      Price: \$3,245

#### Tool offset execution module and feedback

Part number: A-5722-CPNC-EM-TO      Price: \$3,245

**Capps-NC additional NC options**

**Additional machine interface options**

**Part number:** A-5722-CPNC-OP-INT      **Price:** \$2,145

**2nd spindle or turret interface capability for mill turns**

**Part number:** A-5722-CPNC-OP-DT      **Price:** \$3,413

**License Manager**

Includes: 3 nodes of connection

**Part number:** A-5722-CPNC-LM      **Price:** \$5,445

**Execution modules configured for License Manager discount from configured price**

**Part number:** A-5722-CPNC-LMCEM      **Price:** Call for details

**AAT NC-fit for NC part program correction**

**Part number:** A-5722-CPNC-NCF      **Price:** \$13,125

**Capps-NC Direct CAD translators**

**Catia4 direct import**

**Part number:** A-5722-CAD-C4      **Price:** \$4,562

**Catia5 direct import**

**Part number:** A-5722-CAD-C5      **Price:** \$4,562

**Pro-E direct import**

**Part number:** A-5722-CAD-PE      **Price:** \$4,562

**Unigraphics import**

**Part number:** A-5722-CAD-UG      **Price:** \$4,562

**Parasolid import**

**Part number:** A-5722-CAD-PS      **Price:** \$1,733

**SolidWorks import**

**Part number:** A-5722-CAD-SW      **Price:** \$1,733

**VDA import**

**Part number:** A-5722-CAD-VDA      **Price:** \$1,097

**Machine tool probes**

**Capps-NC maintenance**

**SMA rate on software**

**Part number:** A-5722-SMA-NC    **Price:** Call for details

**Each skipped year**

**Part number:** A-5722-SMAE-NC    **Price:** Call for details

# Probe retrofit questionnaire

## Customer information (location of installation)



**Important! This document consists of four pages. Please be sure to read all information before returning.**

### Address of installation:

Company name \_\_\_\_\_ Contact name \_\_\_\_\_

Street \_\_\_\_\_

City \_\_\_\_\_ State \_\_\_\_\_ Zip \_\_\_\_\_

Telephone \_\_\_\_\_ Fax \_\_\_\_\_ E-mail \_\_\_\_\_

Product being purchased \_\_\_\_\_

## Machine information

Machine make \_\_\_\_\_ Control make \_\_\_\_\_

Machine model \_\_\_\_\_ Control model \_\_\_\_\_

Machine type (i.e. VMC, HMC, lathe, gantry etc.) \_\_\_\_\_

Tool holder type/size (i.e. CAT50, BT40, HSK A80, VDI, other) \_\_\_\_\_

Axis/Axis travels: X \_\_\_\_\_ Y \_\_\_\_\_ Z \_\_\_\_\_ B \_\_\_\_\_ Other \_\_\_\_\_

Is the machine still in warranty? Yes  No  Serial # \_\_\_\_\_

Is the machine installed? Yes  No  If no, when will installation be complete? \_\_\_\_\_

Spindle orientation: Yes  No

Pallet shuttle: Yes  No  If Yes, indexer  or full 4th axis

Is there currently a probe system on the machine (i.e. tool post, part probe, tool eye)? Yes  No

If yes, please explain \_\_\_\_\_

Is a safety briefing required to work at location of installation? Yes  No

**Note: If a non-disclosure form is required to enter the facility, please provide at least two weeks prior to the scheduled visit.**

Application information \_\_\_\_\_

\_\_\_\_\_  
\_\_\_\_\_

# Machine tool probes

**Note:** The machine must be operational at the time of installation. A pull stud is required for spindle-mounted probes, but is not provided by Renishaw. A calibration device is not supplied.

**The following options must be installed and activated (turned on) by your OEM, machine distributor or control manufacturer prior to Renishaw's arrival.**

## Required control features/options

Indicate which options are installed on your control.

### Fanuc/Yasnac/Mitsubishi/Mazak

G31 skip	Yes	<input type="checkbox"/>	No	<input type="checkbox"/>
G31 high speed skip	Yes	<input type="checkbox"/>	No	<input type="checkbox"/>
G31 multi-skip	Yes	<input type="checkbox"/>	No	<input type="checkbox"/>
Custom macro	Yes	<input type="checkbox"/>	No	<input type="checkbox"/>

### Haas

Promac	Yes	<input type="checkbox"/>	No	<input type="checkbox"/>
--------	-----	--------------------------	----	--------------------------

Connector type/pin location of skip signal \_\_\_\_\_

- 24 V dc required to power probe interface
- M codes may be required – see the following information pages for details

**Note:** Controls not listed may have similar features/options. Contact Renishaw regarding support for other controls. Machine motion (G00/G01/G32) must be allowed with or without spindle rotation.

## IMPORTANT

This questionnaire is intended for information purposes for installation only and shall in no event constitute a binding contract with Renishaw.

**Please note** – The issuer of the purchase order is responsible for all information provided to Renishaw. Please make sure that the information is as accurate and current as possible, as this will expedite the installation. If additional time or hardware is required, due to incorrect information, additional costs may be billed to you.

The installation timeframe is 2 to 3 weeks. Please keep in mind that your installation is not considered for scheduling until this form is completed and returned to us. At that time, the form will be reviewed, and you will be contacted as to the acceptability of the retrofit and dates available for installation.

**I have read and understood the preceding information.**



**Important – this document consists of four pages. Please be sure to read all information before returning.**

Signed \_\_\_\_\_ Date \_\_\_\_\_

**Purchase order issued to Renishaw by:**

Company name \_\_\_\_\_ Contact name \_\_\_\_\_

Street \_\_\_\_\_

City \_\_\_\_\_ State \_\_\_\_\_ Zip \_\_\_\_\_

Telephone \_\_\_\_\_ Fax \_\_\_\_\_



## Additional retrofit customer information

### Machine tool software requirements

<b>Machining center:</b>	Inspection Plus	46.5 Kb	117 m
	Tool setting	9 Kb	23 m
	NC4 tool setting	15 Kb	38 m
<b>Lathe software:</b>	Inspection	11 Kb	28 m
	Tool setting	6 Kb	15 m

### Program number requirements

Renishaw program numbers range from 9002 through 9100, and 9700 through 9900.

Macro variables required #100–#149 (only used while macro is running)  
#500–#565 (some variables in this range required and must be dedicated)

### Training

Training will be provided after installation on the use and application of Renishaw probing cycles. Training will **not** include the incorporation of probe cycles into the customer's current manufacturing programs. Any special applications or additional software training which requires additional time or visits to the original scheduled installation/training will be charged at Renishaw Inc standard service rates.

**Note:** Please indicate any additional training requirements on your purchase order.

### Part probe system details

<b>OMP40/OMP60/RMP60</b>	Turn on (via optical or RF) / Turn off (via optical or RF) or time out	Installation time: Up to 8 hours Training time: Up to 6 hours
	Turn on methods	Auto start (OMP40/OMP60) sends a start signal every second until a probe command is received. This method can only be used if the probe is stored outside the machine enclosure when not in use.  Machine start (OMP40/OMP60/RMP60) requires that an M code be available for use to issue the start command.  Spin start (OMP60/RMP60) uses an internal switch. The probe will turn on after being spun at 650 RPM for 1 second.
	Turn off methods	Time out (OMP40/OMP60/RMP60). A timer automatically switches the power off 12, 33 or 134 seconds (selectable) after turn on. Each time the probe is triggered, the timer is reset to the selected value.  Optical off (OMP40/OMP60) / RF off (RMP60) requires that an M code be available to initiate the turn off sequence.
<b>OMP400</b>	Optical (flash) on/optical off or time out (optical transmission)	Installation time Up to 8 hours Training time Up to 6 hours
	Turn on method	Machine start (optical on) requires that an M code be available for use to issue the start command. Auto start cannot be used with the strain gage probes.
	Turn off methods	Time out. A timer automatically switches the power off 33 or 134 seconds (selectable) after turn on. Each time the probe is triggered, the timer is reset to 33 or 134 seconds.  Optical off. Requires the use of an M code as stated for machine start above.
<b>RMP40M OLP40M</b>	Turn on (via optical or RF) / Turn off (via optical or RF) or time out	Installation time Up to 8 hours Training time Up to 6 hours
	Turn on method	Machine start requires that an M code be available for use to issue the start command. Auto start cannot be used with these probes (for lathe applications).
	Turn off method	Optical off. Requires the use of an M code as stated for machine start above.

# Machine tool probes

## Tool setting probe details

<b>TS27R</b>	Hard-wired	Installation time Training time	Up to 6 hours Up to 6 hours
<b>OTS</b>	<p>Machine start requires that a level M code pair be available for use to issue the start command. Auto start cannot be used with these probes.</p> <p>These probes are fixed either to a T slot in the machine bed, or can be mounted on a riser if required to allow tools to reach the stylus. A riser is not provided by Renishaw unless specified on the quotation. The TS27R is wired to the probe interface via a tough cable conduit. The TS27R cannot be mounted on pallets or rotary tables.</p>		
<b>NC4 or TRS2</b>	Hard-wired	Fixed installation time Training time	Up to 8 hours Up to 6 hours
	Fixed system	<p>The probe is fixed either to a T slot in the machine bed, or can be mounted on a riser if required to allow tools to reach the laser beam. A riser is not provided by Renishaw unless specified on the quotation. The NC4 is wired to the probe interface via a tough cable conduit. <b>The NC4 cannot be mounted on pallets or rotary tables.</b></p> <p style="text-align: right;">Separate installation time Up to 12 hours * Training time Up to 6 hours</p>	
	Separate system	<p>The probe transmitter and receiver are mounted to brackets which attach to the machine. Brackets and their installation are not provided by Renishaw unless specifically stated in the quotation. Brackets not provided by Renishaw must be mounted prior to the arrival of a Renishaw engineer. The brackets should allow for complete machine motion (pallet shuttles, rotary tables, axis travels etc), laser beam alignment and expected system performance.</p> <p>* Depending on bracket mounting requirements, additional time may be required.</p>	
	Fixed or separate	<p>The NC4 must be mounted in such a way that the tool can access the laser beam and move in all three axes (X, Y, Z) with respect to the beam. For basic functionality (length, diameter, basic broken tool), no M code is required. For additional features (missing/ broken insert, profile checking, rapid broken tool check) a level M code pair is required.</p>	
<b>HPRA</b>	Hard-wired	<p>The HPRA must be mounted to a bracket which attaches to the machine. The brackets and their installation are not provided by Renishaw unless specifically stated in the quotation. Brackets not provided by Renishaw must be mounted prior to the arrival of a Renishaw engineer. The brackets should allow for complete machine and expected system performance.</p>	

## Dual probe installations (part and tool probe on same machine)

Requires either two independent probe inputs (multi-channel skip) or an M code driven relay. The M code driven relay must be installed and available prior to the probe installation.

Example      M51 – part probe (selected)      M61 – tool setter (selected)

M51 energize relay (coil latches and stays energized) program continues  
M61 de-energize relay (coil resets) program continues

M code for flash (optical) on and off

M71 pulse (momentarily energize relay) program continues

Example:      Pulse M code      M71 (flash on and flash off)

# Gauging systems



# EQUATOR™

## the versatile gauge™

The Renishaw Equator™ is a versatile alternative to custom gaging, offering inspection of an unprecedented variety of manufactured parts.

### Fast, repeatable and versatile

The Equator™ system consists of a highly repeatable, “parallel kinematic” structure machine coupled with a high-power, multi-axis universal controller and digital servo power amplifier. The resultant system is capable of high-speed, comparative gauging for inspection of high-volume manufactured parts, directly on the shop floor. Additionally, the optimized ratio of working envelope (300 mm × 300 mm × 300 mm\*) to machine footprint (~ 570 mm × 500 mm), means Equator™ can be set to work in even the most crowded of factory spaces. The lightweight machine, weighing just 55 lbs, requires just single phase power and needs no costly air supply.

Re-configuration of the gauging system to cater for part design changes, or to measure new parts, is possible in a fraction of the time it would take with conventional custom gauging. An operator can switch between parts in seconds, perfect for flexible manufacturing processes or for accepting parts from multiple machines.

### Easy to use

The included intuitive MODUS™ Organizer operator front-end software requires little or no training, while on the programmable system the comprehensive MODUS™ Equator™ programming software allows engineers to rapidly create gauging routines for any part – simple or complex, prismatic or free-form – using industry-standard DMIS programming.

### Thermally “stable” – for shop floor use

Re-mastering is as swift as measuring a production part and immediately compensates both the machine and the part being measured for temperature variations typical of a shop floor environment.



### Integrated stylus changing

Further versatility is offered by the included Equator™-specific stylus changing rack, allowing automated in-cycle changing of SM25 stylus modules. The SM25 modules couple to the industry-standard SP25 CMM probe, allowing Equator™ users to swap the stylus configurations without re-qualifying each time. Up to six stylus combinations can be loaded into the rack at any time. These can be used on a single complex part or with multiple parts of varying geometries.

### Traceability to calibrated CMMs

Master parts do not need to be expensive custom parts like a traditional gauge; take a production part and measure it on a CMM to establish feature variation from CAD or drawing nominals. The results from any CMM can be configured to be used directly within the Equator™ software.

Effectively, the calibrated absolute accuracy of the CMM can be “extended” onto the shop floor to provide calibrated traceability to Equator™ measurements. With the calibration file loaded into the Equator™ software, measurements made in the Equator™ system can be referred back to the CAD or drawing nominals. This allows true process control with SPC packages.

\* 300 mm Z measurement range available with module change to SM25-3, measuring external features only on an extended height Equator only. Z axis stroke is 150 mm.

## Machine kit

Includes: Equator™ 300 machine  
 Equator™ 6-port rack  
 SP25M scanning probe kit  
 Calibration accessory kit  
 Joystick (or 'E-stop' button)  
 Cables

## Controller kit

Includes: Equator™ controller  
 Intuitive "front-end" software package



## Equator™ tiles

Renishaw fixture plates (various options available).

## Regular height Equator 300 combination kits

### Operator's version

#### Description

Equator 300 machine with 6-port rack and joystick, controller with Organizer software and ¼ in R&R threaded fixture plate

#### Part number

A-EQ33-1J40

#### Price

\$36,753

### Programmer's version

#### Description

Equator 300 machine with 6-port rack and joystick, controller with Organizer and MODUS™ software and ¼ in R&R threaded fixture plate

#### Part number

A-EQ33-2J40

#### Price

\$41,835

## Extended height Equator 300 combination kits

### Operator's version

#### Description

Extended height Equator 300 machine with 6-port rack and joystick with Organizer software and ¼ in R&R threaded fixture plate

#### Part number

A-EH33-1J40

#### Price

\$38,155

### Programmer's version

#### Description

Extended height Equator 300 machine with 6-port rack and joystick with Organizer and MODUS™ software and ¼ in R&R threaded fixture plate

#### Part number

A-EH33-2J40

#### Price

\$43,237



# Renishaw Equator™ 500

## Intelligent process control for larger parts with all the benefits of the proven Equator 300 gaging system

The larger Equator 500 system now enables the gauging of larger parts, with a working volume of 500 mm in diameter and up to 400 mm in height.

Both Equator 300 and 500 gauging systems are accurate between a range of 5 °C and 50 °C at any rate of temperature change, and are capable of scanning speeds in excess of 200 mm/s.

Every system is compatible with simple-to-use Organizer operator software, EZ-IO software for automation, and IPC (intelligent process control) software for updating tool offsets on CNC machine tools.

### Larger measuring volume

The Equator 500 has a gauging volume of 500 mm diameter in the X/Y plane and 250 mm in Z when used with the SM25-2 scanning module. This can be expanded to 400 mm in Z with the SM25-3 scanning module, which allows styli up to 200 mm in length to reach many more features. The base of Equator 500 supports workpiece and fixturing with a total weight limit of 100 kg.

Typical applications include the manufacture of car and truck transmission and engine casings, drive-train parts like conrods and differential housings, suspension castings, pressed parts, valves and pumps.

### Accuracy with rapid temperature changes, now over a 45 °C range

Climatic conditions can result in variable daily and seasonal temperature cycles. For example, early in the morning a cold machine shop can increase in temperature due to both external conditions and machinery heating up. The system has been proven to cope with this by re-mastering, meaning that accurate gauging can start as soon as the first part has been produced and continue regardless of how conditions change.



### Regular height Equator 500 kits

Equator 500 machine with 6-port rack and joystick, controller with Organizer and MODUS programming software and M8 threaded fixture plate

**Part number:** A-EQ53-2J70 **Price:** \$57,996

Equator 500 machine with 6-port rack and joystick, controller with Organizer software and M8 threaded fixture plate

**Part number:** A-EQ53-1J70 **Price:** \$52,914

### Extended height Equator 500 kits

Extended height Equator 500 machine with 6-port rack and joystick, controller with Organizer and MODUS programming software and M8 threaded fixture plate

**Part number:** A-EH53-2J70 **Price:** \$60,976

Extended height Equator 500 machine with 6-port rack and joystick, controller with Organizer software and M8 threaded fixture plate

**Part number:** A-EH53-1J70 **Price:** \$55,894

## Automatic update of tool offsets directly from Equator 300 and 500 systems

The Equator range is compatible with new IPC software which allows constant monitoring and automatic adjustment of a machining operation, keeping part dimensions close to nominal and well within process control limits. This correction of process drift improves part quality and manufacturing capability, and reduces scrap. The proximity of the Equator gauge to the CNC process allows adjustment at the point of manufacture, avoiding time delays or reliance on finished part (tailgate) inspection. An Equator gauging system can be connected to one or multiple CNC machine tool controllers.



## Gaging systems

### Replacement equipment

#### Stop button

Part number: A-5504-0255

Price: \$479



#### Joystick kit

Part number: A-5504-0258

Price: \$760



#### Joystick cable only

Part number: A-5358-5016

Price: \$254

#### Button interface

Part number: A-6088-0010

Price: \$1,059



#### Autochange rack (6 ports)

Part number: A-5504-0250

Price: \$2,679

#### Rack port inserts for 6 off SH25

Part number: A-2237-1414

Price: \$171

#### Rack set-up tool

Part number: A-2237-0682

Price: \$53

#### Rack port clip for autochange rack alignment

6 required.

Part number: M-5358-2589

Price: \$2

#### MODUS™ Equator™ dongle

Part number: A-5639-3000

Price: \$5,082

#### Power cables

Part number: P-EQ33-MAIN

Price: \$19





**Fixturing plate (M6)**

**Part number:** A-5504-2552      **Price:** \$508

**Fixturing plate (¼-20 in)**

**Part number:** R-PCR-501212-50-20      **Price:** \$457



**Fixturing plate (M8)**

**Part number:** A-5504-2553      **Price:** \$508

**Fixturing plate (single ¼-20 hole)**

**Part number:** R-PEC-13300300-6      **Price:** \$250



**Fixturing plate spacer (50 mm)**

**Part number:** A-5504-0203      **Price:** \$842

**Fixturing plate spacer (150 mm)**

**Part number:** A-5504-0207      **Price:** \$842

**Optional equipment**

**Renishaw digital I/O box (normally open)**

With EZ-IO software.

**Part number:** A-5923-0110      **Price:** \$6,292



**Additional Renishaw digital I/O box only (normally open)**

**Part number:** A-5923-0100      **Price:** \$1,398

**Full 5-sphere calibration artefact only**

**Part number:** A-5504-0252      **Price:** \$440

**Extended calibration artefact stem**

**Part number:** A-5504-0274      **Price:** \$128

**Gauge checker**

**Part number:** A-5925-0200      **Price:** \$1,059

**Cleaning kit**

**Part number:** A-5504-9055      **Price:** \$107

## Gaging systems

### Equator 300 enclosure

#### Equator 300 full enclosure kit

Includes top, base and monitor bracket.

**Part number:** A-5924-0840 **Price:** \$6,568

#### Equator 300 enclosure top

**Part number:** A-5924-0842 **Price:** \$2,768

#### Equator 300 enclosure base

**Part number:** A-5924-0841 **Price:** \$2,307

#### Equator 300 enclosure monitor bracket

Includes: Monitor bracket  
Bolts  
10 inch monitor cable  
10 inch power cord

**Part number:** RI-ENCL-EQ-PCMO **Price:** \$215

#### Equator 300/500 enclosure keyboard/monitor post

**Part number:** A-5924-0350 **Price:** \$992

#### Equator 500 enclosure lid

**Part number:** A-5924-0820 **Price:** \$2,420

#### Equator 500 enclosure mid section

**Part number:** A-5924-0400 **Price:** \$2,965

#### Equator 500 enclosure top and base

Open on top.

**Part number:** A-5924-0850 **Price:** \$6,182

#### MCU docking port for wired joystick

**Part number:** A-1333-0026 **Price:** \$91



## Fixturing components

### ¼-20 in CMM magnetic and clamping set A

Part number: R-FSC-MCA-20      Price: \$1,020

### ¼-20 in CMM clamping set A

Part number: R-FSC-CA-20      Price: \$786

## Equator probe kit

### Equator SP25-2 scanning kit with single calibration sphere

Part number: A-5504-0205      Price: \$13,133



## Equator stylus kits

### Equator basic stylus kit

Part number: A-5504-0281      Price: \$780

### Equator intermediate stylus kit

Part number: A-5504-0282      Price: \$1,455

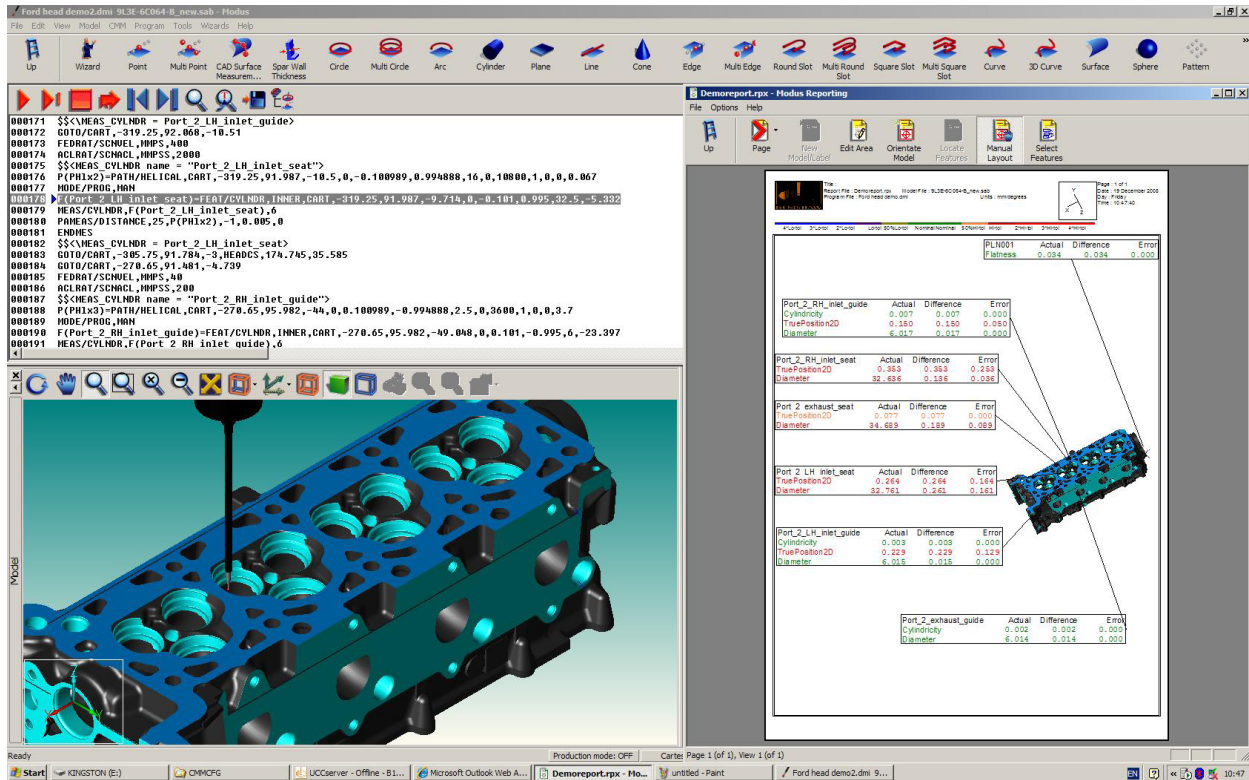
### Equator advanced stylus kit

Part number: A-5504-0283      Price: \$2,851



# Gaging systems

## Equator™ MODUS™ software training



Gaging systems

3-10

### On site training (maximum 4 students)

Description	Part number	Price
Equator™ MODUS™ scanning training (US travel) – 4 days	CS-TRA-ONSI-11-4DAY	\$11,250
Equator™ MODUS™ advanced training (US travel) – 2 days	CS-TRA-ONSI-11-2DAY	\$6,750

### Training at Renishaw Inc\*

Description	Part number	Price
Equator™ MODUS™ scanning training (US) – 4 days	CS-TRA-INHO-11-4DAY	\$3,360
Equator™ MODUS™ advanced training (US) – 2 days	CS-TRA-INHO-11-2DAY	\$1,680

\* per student

### Equator training block

**Part number:** A-5504-0209 **Price:** \$743



### Equator 2nd year extended warranty

Now available.

**Part number:** Please ask your Renishaw representative **Price:** POA



# Renishaw metrology fixturing



<b>Why choose Renishaw fixtures?</b> .....	4-3
<b>Your fixture application</b> .....	4-4
<b>Fixturing solutions</b> .....	4-5
Metrology fixture tables .....	4-5
FixtureBuilder software .....	4-6
Custom designed fixtures.....	4-7
QuickLoad™ rail system.....	4-8
QuickLoad™ corner (QLC).....	4-10
Interchangeable vision fixture (IVF).....	4-10
<b>Fixture kits</b> .....	4-11
Steps to building the right fixture kit.....	4-11
<b>Fixture base plates</b> .....	4-12
Choosing the correct fixture base plate .....	4-12
CMM base plates .....	4-13
Vision base plates .....	4-14
Equator™ gauging system base plates.....	4-15
<b>CMM and Equator™ gauging system component sets</b> .....	4-16
M4 CMM and Equator system component set: Clamping .....	4-16
M6 CMM and Equator system component sets: Clamping.....	4-17
M6 CMM and Equator system component sets: Magnetic and clamping.....	4-18
M8 CMM and Equator system component sets: Clamping.....	4-19
M8 CMM and Equator system component sets: Magnetic and clamping.....	4-20
1/4-20 CMM and Equator system component sets: Clamping .....	4-21
1/4-20 CMM and Equator system component sets: Magnetic and clamping.....	4-22
<b>Vision component sets</b> .....	4-23
M4 vision component sets .....	4-23
M6 vision component set.....	4-24
1/4-20 vision component sets.....	4-25
<b>Modular fixturing components</b> .....	4-26
Adjustables .....	4-27
Clamps .....	4-32
Magnets.....	4-40
Miscellaneous.....	4-42
Standoffs .....	4-46
Suction cups.....	4-50
Towers .....	4-53
Trays .....	4-55

# Why choose Renishaw fixtures?

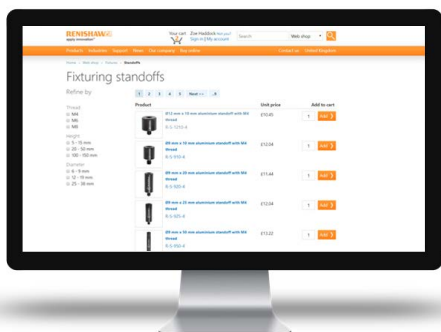
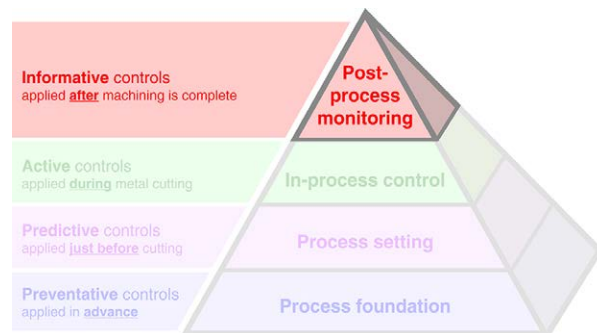
## Renishaw metrology fixtures will give you the clear advantage

- Our large range of modular fixturing components and custom design capabilities provides a solution for any application and parts of almost any size, shape or material.
- Most components are hand-tightened and require no special tools, making fixturing set-ups quick and easy.
- Set-ups can be documented and repeated with speed and precision using our alpha-numerically labelled base plates.
- Unrivalled durability and wear resistance with Renishaw's heat treated steel components and Nituff® hardcoat anodized base plates.
- Improved productivity during part inspection with Renishaw's FixtureBuilder software; create fixturing set-ups, provide documentation and assist off-line programming.
- Maximum flexibility when fixturing with a wide choice of base plates and components available in M4, M6 and M8 metric and ¼-20 imperial thread sizes.

## Perfect your process control

Within Renishaw's industry recognized Productive Process Pyramid™ framework for process control, the 'post-process monitoring' phase is the final step to ensure effective end-to-end metrology. It is within this phase that consideration needs to be given to the fixturing solution to maximize the effectiveness of a CMM, vision machine or flexible gauge.

There are many benefits that the correct use of metrology fixturing can bring to your inspection process such as repeatability and reproducibility, part positioning and productivity, and cost reduction.



## Available online 24/7

As well as ordering metrology fixturing through your local sales representative, you can also purchase our modular fixturing components and FixtureBuilder software through the Renishaw Web shop. It's never been so quick, convenient and easy to order your parts, spares and accessories.

Renishaw's Web shop hosts a range of modular fixturing designed for CMMs, vision systems and the Equator™ gauging system. Parts and accessories for Renishaw's products can be purchased online 24/7, or a quote can be requested by visiting [www.renishaw.com/shop](http://www.renishaw.com/shop)

# Your fixture application



## Fixtures for co-ordinate measuring machines (CMMs)

Whether you are inspecting parts for aerospace, automotive, electronics, industrial or medical applications, Renishaw CMM fixtures can provide a full solution to your CMM fixturing requirements.

The range includes fixture plates with M4, M6, M8 or ¼-20 threaded fittings in a wide choice of standard sizes, and an extensive selection of easy-to-use modular fixturing components. Perfect fixturing solutions can be assembled very quickly to increase throughput and avoid downtime in inspection.

Renishaw CMM fixtures can improve the throughput, reproducibility and accuracy of your inspection process by providing quick and repeatable fixturing set-ups for your components. Renishaw CMM fixtures are modular and can be expanded with your requirements to provide a complete fixturing solution for any part regardless of its size, shape or material.

## Fixtures for vision systems



Renishaw's multi-hole and multi-window precision acrylic base plates allow for backlighting and a clear, clean view of the part. Fixturing components can quickly be threaded into the base plate and arranged in any configuration, allowing the part to be held in a virtually free state with very little force applied to the surface. The part can be viewed easily without obstruction to the backlight or probe path. Fixturing components can be placed within a tight circumference to hold and locate the smallest of parts.

Renishaw's vision fixtures offer two unique fixturing solutions designed to fit your specific vision system or multi-sensor machine:

- QuickLoad™ corner (QLC)
- Interchangeable vision fixture (IVF)

Each system uses an acrylic base plate that allows for the use of backlighting for a clear view of the part on your vision system.

## Fixtures for Equator™ gauging system



The loading and positive engagement of the Renishaw Equator system fixtures base plate allows for a quick changeover of parts, on and off the Equator system, within seconds. Each fixture is repeatedly located and securely held in place with a unique 3-point kinematic system.

Multiple holes on the base plate ensure flexibility for fixturing a range of parts. Each plate is alphanumerically labelled so that the set-up can be recorded and documented, allowing the user to repeat the set-up quickly and accurately.

Fixturing components can be easily threaded into the base plate and positioned for minimal contact on and around the part. This provides an unobstructed probe path and the ability to inspect every detail on the part.



# Fixturing solutions

## Metrology fixture tables

**Compatible with any portable CMM, white light or laser system, our metrology tables give you the freedom to move about your workshop or metrology inspection area with ease.**

The modular construction of Renishaw's metrology tables provide flexibility to mount portable CMMs. Improve your inspection process with our metrology tables and discover the following benefits:

**Stability:** Every fixture plate is secured to the metrology table frame with mounting holes, adding to the stability and rigidity of the table. This also allows users to mount heavy parts to the table without the top plate flexing or distorting.

**Portability:** Each table is fitted with levelling casters for easy height adjustments and manoeuvrability around your metrology or inspection area.

**Repeatability:** The fixture plates are precision ground and hard coat anodized to resist scratching and increase durability. All plates come with alpha-numeric labelling as standard, for correctly documenting each fixture set-up.

**Compatibility:** Fixture your parts using individual modular fixturing components or a custom fixture. Ordering one of our universal adapter plates (R-PAACU) will allow for fitment of any Faro, Romer or Nikon portable CMMs.

**No downtime:** Our metrology tables come fully assembled, just un-crate and start measuring.

**Designed to suit your needs:** Metrology fixture tables are available in any size to suit your requirements. Base plates are available in either a clear hard coat or black hard coat anodized finish (black finish ideal for vision-related applications).

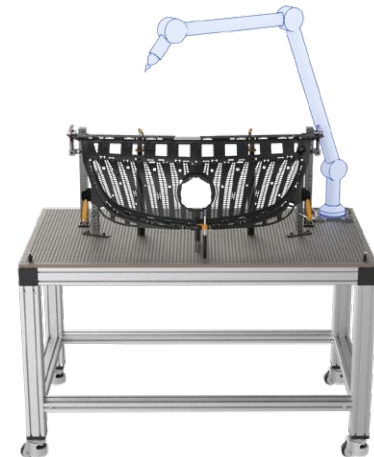
Renishaw's metrology fixture tables are available in standard sizes (see table below) or custom sizes with fully customisable options such as drawers, shelves and monitor or laptop brackets.

Contact your local sales representative for more information or visit [www.renishaw.com/fixturetable](http://www.renishaw.com/fixturetable)

### Standard sized metrology fixture tables

Part number	Thread	Height	Width	Depth	Thread spacing	Price
R-TM-1200900-25-6	M6	914 mm	1200 mm	900 mm	25 mm	\$4,550.00
R-TM-1500900-25-6	M6	914 mm	1500 mm	900 mm	25 mm	\$5,785.00
R-TM-18001200-25-6	M6	914 mm	1800 mm	1200 mm	25 mm	\$7,335.00
R-TM-1200900-30-8	M8	914 mm	1200 mm	900 mm	30 mm	\$4,550.00
R-TM-1500900-30-8	M8	914 mm	1500 mm	900 mm	30 mm	\$5,785.00
R-TM-18001200-30-8	M8	914 mm	1800 mm	1200 mm	30 mm	\$7,335.00
R-TM-4836-1-20	¼-20	36 in	48 in	36 in	1 in	\$4,550.00
R-TM-6036-1-20	¼-20	36 in	60 in	36 in	1 in	\$5,785.00
R-TM-7248-1-20	¼-20	36 in	72 in	48 in	1 in	\$7,335.00

N.B. Don't forget to order a universal adapter plate R-PAACU to allow fitment of any Faro, Romer or Nikon portable CMM to your metrology table (see page 4-45). Contact your local sales representative for a black finish plate top.



## FixtureBuilder software

Renishaw's FixtureBuilder is a 3D-modelling software package designed to allow the creation and documentation of fixturing set-ups. It can also be used to assist with offline programming.

**Easy to use:** All standard base plates and fixturing components are conveniently organized into tabbed catalogues, grouped by component category and thread size.

**Flexible:** Users can create custom fixturing set-ups and components, e.g. custom plates, and store them in user-defined libraries for future use and reference.

**Less time offline:** You can export the part and the fixture together. This can greatly reduce editing when programming offline in your CMM or vision software, where fixturing components could interfere with probe clearances.

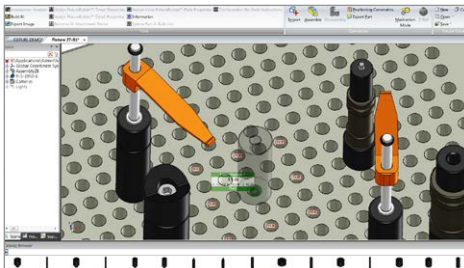
Try before you buy and download a free trial online at [www.renishaw.com/fixturebuilderdownload](http://www.renishaw.com/fixturebuilderdownload)



Renishaw's FixtureBuilder software has improved our ability to programme off-line. The software package enables us to build and export fixture set-ups using 3D models, which we then use to create inspection programmes before the part is ready. In some cases, before the part has even been manufactured! We can work from a 3D model in FixtureBuilder to create the fixture, and use this model to programme well ahead of time..

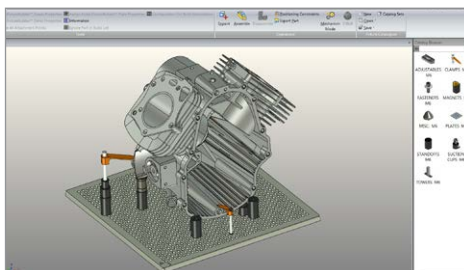


### Tritech Precision Products Yeovil (UK)



#### Intelligent 'Drag and drop' functionality

Simply drag and drop the components onto a plate or another component. The \*SmartSnap® technology automatically aligns them while indicating the mating hole, X, Y and Z co-ordinates.



#### Full CAD compatibility

FixtureBuilder offers the ability to import and export most common 3D CAD files. An additional translator module for CATIA, Pro/E, UGNX, Solidworks® and Inventor® is also available for purchase.



#### Compliance and quality standards

The 'Build it' function is one of the key benefits to all FixtureBuilder software users. It allows the automated production of a complete bill of materials and work instructions for every fixture set-up.

\*SmartSnap® and TriBall® are registered trademarks of IronCAD

## Custom designed fixtures

If Renishaw's standard range of modular fixturing does not meet your requirements, we can provide you with custom fixtures for your CMM, vision or Equator™ gauging system.

Custom fixturing applications are used across a variety of industries from aerospace to automotive and medical to precision manufacturing.


Renishaw's engineers will design and build a custom fixture best suited to your requirements. All aspects of the application are taken into consideration, including:

- How frequently the part will be measured
- The type of material, size and shape of the part
- The dimensions and tolerances of the part
- The datums or orientation of the part
- The weight and size of the fixture

To enable us to provide the best solution, you can submit your pictures, parts, drawings and CAD files for review to your local sales representative.

Custom fixtures can also be designed to include our QuickLoad rail system for CMM and QuickLoad corners for vision applications.


For more information, please contact your local sales office or complete a custom fixture request form by visiting [www.renishaw.com/customfixture](http://www.renishaw.com/customfixture)



## QuickLoad™ rail system

**The QuickLoad rail system allows for increased speed and flexibility, while maintaining repeatability and reproducibility when loading and locating base plates onto a CMM.**

The QuickLoad rail (QLR) system is rapid, easy and repeatable, allowing the user to set up parts for inspection on multiple plates, and load them to the rail efficiently to maximize throughput. Due to the simplicity of its application, it requires no additional training, so you will be up and running without disruption to your inspection process.



The specially designed QuickLoad base plates locate to the QuickLoad rail, on either side, using quick-release magnets and locating pins. This design ensures the plates are located and secured for maximum throughput and unrivalled repeatability. This technology gives users the ability to inspect and release parts swiftly.

The QuickLoad rail's versatile system allows for flexibility when setting up your parts for measurement and provides a robust work-holding solution. Its universal mounting design allows for fitment to any CMM machine.

The design of our rail maximizes the available measuring volume on your CMM. The rail can be located and secured to the CMM's granite on the left, center, right or to an existing modular base plate, allowing multiple plates and configurations to be used, that utilize one or both sides of the QuickLoad rail.

Custom fixtures can be designed for use with the QuickLoad rail system allowing for increased flexibility and repeatability of your part inspection process.

The QuickLoad rail system is available to purchase separately or in sets. Additional thread sizes and custom sized plates are also available to order. Contact your local sales representative for more information or visit [www.renishaw.com/quickloadrail](http://www.renishaw.com/quickloadrail)



## QuickLoad rails

Part number	Thread	Thickness	Width	Length	Price
R-QLR-1350450	M4/M6/M8	12.4 mm	50.8 mm	457.2 mm	\$551.00
R-QLR-1350600	M4/M6/M8	12.4 mm	50 mm	600 mm	\$578.00
R-QLR2-1350600 (× 2 rails)	M4/M6/M8	12.4 mm	50 mm	600 mm	\$1,095.00
R-QLR-50218	¼-20	0.5 in	2 in	18 in	\$551.00
R-QLR-50224	¼-20	0.5 in	2 in	24 in	\$578.00
R-QLR2-50224 (× 2 rails)	¼-20	0.5 in	2 in	24 in	\$1,095.00

Included: all QuickLoad rails come with locating washers and M6, M8, M10, M12 and ¼-20 cap head screws.

## QuickLoad plates

Part number	Thread	Height	Width	Depth	Hole spacing	Price
R-QLPC-13150150-12-6	M6	12.7 mm	150 mm	150 mm	12.5 mm OC	\$275.00
R-QLPC-13300300-12-6	M6	12.7 mm	300 mm	300 mm	12.5 mm OC	\$575.00
R-QLPC-13450450-12-6	M6	12.7 mm	450 mm	450 mm	12.5 mm OC	\$995.00
R-QLPC-13300300-15-8	M8	12.7 mm	300 mm	300 mm	15 mm OC	\$575.00
R-QLPC-13450450-15-8	M8	12.7 mm	450 mm	450 mm	15 mm OC	\$995.00
R-QLPC-5066-50-20	¼-20	0.5 in	6 in	6 in	0.5 in OC	\$275.00
R-QLPC-501212-50-20	¼-20	0.5 in	12 in	12 in	0.5 in OC	\$575.00
R-QLPC-501818-50-20	¼-20	0.5 in	18 in	18 in	0.5 in OC	\$995.00

N.B. Custom plate sizes and additional thread sizes available upon request. Contact your local sales representative for more information.

## QuickLoad rail and plate sets

Part number	Thread	Contents	Quantity	Price
R-KQL-A-6	M6	R-QLR-1350600	1	\$1,530.00
		R-QLPC-13300300-12-6	2	
R-KQL-B-6	M6	R-QLR-1350600	2	\$3,815.00
		R-QLPC-13300300-12-6	2	
		R-QLPC-13450450-12-6	2	
R-KQL-A-8	M8	R-QLR-1350600	1	\$1,530.00
		R-QLPC-13300300-15-8	2	
R-KQL-B-8	M8	R-QLR-1350600	2	\$3,815.00
		R-QLPC-13300300-15-8	2	
		R-QLPC-13450450-15-8	2	
R-KQL-A-20	¼-20	R-QLR-50224	1	\$1,530.00
		R-QLPC-501212-50-20	2	
R-KQL-B-20	¼-20	R-QLR-50224	2	\$3,815.00
		R-QLPC-501212-50-20	2	
		R-QLPC-501818-50-20	2	

Included: all QuickLoad rails come with locating washers and M6, M8, M10, M12 and ¼-20 cap head screws.



## QuickLoad™ corner (QLC)

Renishaw's QuickLoad™ corner (QLC) system is designed to fit your specific vision machine.

This system is made to fit the lower left hand corner of your vision stage and the location of its mounting holes. The QuickLoad corner contains magnets that allow Renishaw's vision acrylic base plates to snap into a precise and repeatable position, enabling quick and easy loading and unloading of plates. Steel pins are pressed into the sides of the plate to fit the magnets contained in the QLC.

The edges of the QLC are serrated so that parts can be mounted directly against them with Renishaw fixturing components. This enables quick and easy viewing for inspection.

There are two plate options to choose from to accompany your QLC:

- **Multi-hole** – Set up multiple parts on the plate at one time. Ideal for fixturing parts of various shapes and sizes.
- **Multi-window** – Allows a clear, unobstructed view of your parts. Multi-window plates can accommodate numerous parts at one time with different size window options. Ideal for small part inspection.



## Interchangeable vision fixture (IVF)

Renishaw's interchangeable vision fixture (IVF) is ideal for machines 450 mm x 450 mm or larger.


The interchangeable vision fixture (IVF) makes holding parts an easy and efficient turnkey fixturing method. Easily switch multiple fixturing plates on and off the aluminum frame mounted to your vision system.

The anodized aluminum frame and acrylic fixture plates are custom-made to fit and mount to your specific vision machine taking into account the mounting of your probe rack and calibration artefacts.

Fixturing plates can be different sizes, depending on the size of your frame and parts and the number of parts you are inspecting. Plates are designed to use all, 1/2, 1/4 or 1/8 of the frame's total size and are equipped with handles to load on to the frame. Modular plates come with your choice of multi-hole or multi-window threaded hole pattern.

Interchangeable fixture plates can be modular with M4, M6 or 1/4-20 threaded holes (10 mm or 0.50 in OC) or Renishaw can design and build a custom fixture for your parts.

A combination of both modular and custom fixture plates can be made to fit the same IVF frame. Some parts are better suited for custom fixturing depending on the orientation, the complexity of the part and the frequency of the inspection.



# Fixture kits

## Steps to building the right fixture kit

**It's easy to get started and build your own fixture kit using the simple steps below. Get in touch with our expert sales representatives who can help you build a kit unique to your needs.**

A kit consists of one base plate and a comprehensive set of components available for CMM, vision – including a QuickLoad™ corner (QLC) – and Equator™ gauging systems. The type of parts you are going to fixture, your machine and application will determine which kit you choose. Renishaw offers a range of different kit choices depending on your application.

Custom options are available. Contact your local sales representative for more information.

### Building your fixture kit

#### CMM and Equator kits:

1. Choose a thread size: M4, M6, M8 or ¼-20
2. Choose the size of your fixture base plate
3. Choose a set of components (clamping or magnetic and clamping)

#### Vision and QLC kits:

1. Choose a thread size: M4, M6 or ¼-20
2. Choose the size of your fixture acrylic base plate (multi-hole or multi-window)
3. Choose your QLC
4. Choose a set of components

## Additional considerations when building your kit

#### CMM and Equator™ gauging system:

- Clamping component set
- Magnetic and clamping component set

If you are fixturing steel or cast iron parts, a magnetic and clamping component set is recommended.

Component sets are available with increasing numbers of components from A, our smallest component set, to B, our medium sized set, and finally C, our largest set. Additional components can be purchased individually to expand your kit.

#### Vision:

- Multi-hole acrylic plate – more holes for attaching more components
- Multi-window acrylic plate – more windows for optimal viewing of small parts

**Don't forget to select the correct QLC specific to your vision or multi-sensor machine to accompany your acrylic base plate. To find the correct QLC compatible with your machine, please contact your local sales representative.**

# Fixture base plates

## Choosing the correct fixture base plate

Renishaw fixture base plates are designed to allow the fixturing of all workpieces, from very small delicate parts, up to large, heavy industrial components. Renishaw's fixture base plates are available for three main applications – CMM, vision and Equator™ gauging system and because of this, there are several factors which need to be considered when choosing the correct fixture base plate:

- Application (CMM, vision or Equator gauging system)
- Machine type
- Base plate size
- Thread size

## Additional considerations for aluminum base plates

For aluminum base plates, it is important to ensure you secure your plate to the granite surface of your CMM bed. Securing your base plate is always advised, to maintain accuracy and repeatability during your inspection process.


The two available options when securing your base plates are:

### Plate clamps:

- Plates clamps can be purchased for an additional cost and can be used to secure any standard or custom fixture base plates to your CMM granite, plate clamp part no. R-CPC-190 (see page 4-38).

### Mounting holes:


- These are only provided on a request basis and should be discussed with your sales representative when placing your order. Mounting holes can be added to any standard or custom base.



M8 CMM aluminum plate,  
12.7 mm x 450 mm x 450 mm



M6 Equator™ plate,  
12.7 mm x 300 mm x 300 mm



1/4-20 multi-hole acrylic plate,  
0.5 in x 10 in x 10 in



M4 multi-window acrylic plate,  
11.7 mm x 250 mm x 250 mm



## CMM base plates

Renishaw CMM fixture base plates are precision ground within tight tolerances that are key to the quality of the modular Renishaw fixtures system.

Base plates are available in standard and custom sizes with a choice of threaded holes: M4, M6, M8\* or ¼-20. Cast aluminum base plates are coated with Nituff® hard coat anodize to resist wear and scratching and are available in sizes up to 1500 mm x 3000 mm (60 in x 120 in). Custom sized plates are available to order.

Don't forget to ask your local sales representative about securing your plate to the CMM granite. This can be done with either Renishaw's plate clamps or mounting holes.

\* M12 thread size available upon request.



Part number	Thread	Height	Width	Depth	Spacing	Price
<b>M4 plates</b>						
R-PC-13150150-10-4	M4	13 mm	150 mm	150 mm	10 mm OC	\$275.00
R-PC-13300300-10-4	M4	13 mm	300 mm	300 mm	10 mm OC	\$675.00
<b>M6 plates</b>						
R-PC-13150150-12-6	M6	13 mm	150 mm	150 mm	12.5 mm OC	\$230.00
R-PC-13300300-12-6	M6	13 mm	300 mm	300 mm	12.5 mm OC	\$537.00
R-PC-13450450-12-6	M6	13 mm	450 mm	450 mm	12.5 mm OC	\$1,095.00
R-PC-19600600-12-6	M6	19 mm	600 mm	600 mm	12.5 mm OC	\$1,995.00
R-PC-19750750-12-6*	M6	19 mm	750 mm	750 mm	12.5 mm OC	\$2,595.00
R-PC-197501000-12-6*	M6	19 mm	750 mm	1000 mm	12.5 mm OC	\$3,100.00
R-PC-199001200-12-6*	M6	19 mm	900 mm	1200 mm	12.5 mm OC	\$4,800.00
<b>M8 plates</b>						
R-PC-13300300-15-8	M8	13 mm	300 mm	300 mm	15 mm OC	\$525.00
R-PC-13450450-15-8	M8	13 mm	450 mm	450 mm	15 mm OC	\$925.00
R-PC-19600600-15-8	M8	19 mm	600 mm	600 mm	15 mm OC	\$1,680.00
R-PC-19750750-15-8*	M8	19 mm	750 mm	750 mm	15 mm OC	\$2,450.00
R-PC-197501020-15-8*	M8	19 mm	750 mm	1020 mm	15 mm OC	\$2,800.00
R-PC-199001200-15-8*	M8	19 mm	900 mm	1200 mm	15 mm OC	\$3,995.00
<b>¼-20 plates</b>						
R-PC-5066-50-20	¼-20	0.5 in	6 in	6 in	0.5 in OC	\$230.00
R-PC-501212-50-20	¼-20	0.5 in	12 in	12 in	0.5 in OC	\$537.00
R-PC-501818-50-20*	¼-20	0.5 in	18 in	18 in	0.5 in OC	\$936.00
R-PC-752424-50-20*	¼-20	0.75 in	24 in	24 in	0.5 in OC	\$1,895.00
R-PC-752840-50-20*	¼-20	0.75 in	28 in	40 in	0.5 in OC	\$3,100.00
R-PC-753030-50-20*	¼-20	0.75 in	30 in	30 in	0.5 in OC	\$2,595.00
R-PC-753648-50-20*	¼-20	0.75 in	36 in	48 in	0.5 in OC	\$4,800.00

\* Mounting holes may also be added and longer lead times may apply to larger plates.

## Vision base plates

Our acrylic fixture base plates can be customized to fit and mount to your vision stage with a small area in the center of the plate without threaded holes, which allows an unrestricted view for very small parts.


Acrylic base plates are 13 mm (0.50 in) thick and available in sizes from 150 mm x 150 mm (6 in x 6 in) up to 400 mm x 400 mm (16 in x 16 in), available with M4, M6 or ¼-20 threaded holes. Custom sized plates are available to order.

There are two base plate options to choose from:

**Multi-hole** – offers greater flexibility to set up and check as many parts as possible at one time with a clear area in the center of the plate.

**Multi-window** – more windows for the clearest view of small parts.

Don't forget to select the correct QuickLoad™ corner (QLC) specific to your vision or multi-sensor machine to accompany your acrylic base plate. To find the correct QLC compatible with your machine, please contact your local sales representative.



Part number	Thread	Height	Width	Depth	Windows	Spacing	Price
<b>M4 multi-hole plates (ideal for parts 75 mm x 75 mm or smaller)</b>							
R-PV-13150150-10-4	M4	13 mm	150 mm	150 mm	-	10 mm OC	\$350.00
R-PV-13200200-10-4	M4	13 mm	200 mm	200 mm	-	10 mm OC	\$460.00
R-PV-13250150-10-4	M4	13 mm	250 mm	150 mm	-	10 mm OC	\$462.00
R-PV-13250250-10-4	M4	13 mm	250 mm	250 mm	-	10 mm OC	\$548.00
R-PV-13300200-10-4	M4	13 mm	300 mm	200 mm	-	10 mm OC	\$553.00
R-PV-13300300-10-4	M4	13 mm	300 mm	300 mm	-	10 mm OC	\$793.00
R-PV-13400400-10-4	M4	13 mm	400 mm	400 mm	-	10 mm OC	\$1,155.00
R-PV-13250150-10-4R*	M4	13 mm	250 mm	150 mm	-	10 mm OC	\$496.00
R-PV-13200200-10-4R*	M4	13 mm	200 mm	200 mm	-	10 mm OC	\$494.00
R-PV-13250250-10-4R*	M4	13 mm	250 mm	250 mm	-	10 mm OC	\$628.00
R-PV-13300200-10-4R*	M4	13 mm	300 mm	200 mm	-	10 mm OC	\$595.00
<b>M4 multi-window plates</b>							
R-PV-W-13150150-10-4	M4	13 mm	150 mm	150 mm	4	10 mm OC	\$394.00
R-PV-W-13200200-10-4	M4	13 mm	200 mm	200 mm	5	10 mm OC	\$371.00
R-PV-W-13250150-10-4	M4	13 mm	250 mm	150 mm	3	10 mm OC	\$360.00
R-PV-W-13250250-10-4	M4	13 mm	250 mm	250 mm	5	10 mm OC	\$392.00
R-PV-W-13300200-10-4	M4	13 mm	300 mm	200 mm	3	10 mm OC	\$469.00
R-PV-W-13300300-10-4	M4	13 mm	300 mm	300 mm	8	10 mm OC	\$528.00
R-PV-W-13400400-10-4	M4	13 mm	400 mm	400 mm	7	10 mm OC	\$1,070.00
R-PV-W-13200200-10-4R*	M4	13 mm	200 mm	200 mm	5	10 mm OC	\$416.00
R-PV-W-13250150-10-4R*	M4	13 mm	250 mm	150 mm	3	10 mm OC	\$408.00
R-PV-W-13250250-10-4R*	M4	13 mm	250 mm	250 mm	5	10 mm OC	\$463.00
R-PV-W-13300200-10-4R*	M4	13 mm	300 mm	200 mm	3	10 mm OC	\$512.00
<b>M6 multi-hole plates</b>							
R-PV-13150150-12-6	M6	13 mm	150 mm	150 mm	-	12.5 mm OC	\$349.00
R-PV-13250250-12-6	M6	13 mm	250 mm	250 mm	-	12.5 mm OC	\$481.00
<b>M6 multi-window plates</b>							
R-PV-W-13250150-12-6	M6	13 mm	250 mm	150 mm	4	12.5 mm OC	\$496.00
R-PV-W-13250250-12-6	M6	13 mm	250 mm	250 mm	5	12.5 mm OC	\$363.00
R-PV-W-13400400-12-6	M6	13 mm	400 mm	400 mm	7	12.5 mm OC	\$1,050.00

\*The letter R at end of a vision plate part number indicates that the plate is designed for use with a lower right mounting QLC.

## Vision base plates continued

Part number	Thread	Height	Width	Depth	Windows	Spacing	Price
<b>¼-20 multi-hole plates</b>							
R-PV-5066-50-20	¼-20	0.5 in	6 in	6 in	-	0.5 in OC	\$341.00
R-PV-501010-50-20	¼-20	0.5 in	10 in	10 in	-	0.5 in OC	\$473.00
R-PV-50128-50-20	¼-20	0.5 in	12 in	8 in	-	0.5 in OC	\$468.00
R-PV-501616-50-20	¼-20	0.5 in	16 in	16 in	-	0.5 in OC	\$814.00
R-PV-501010-50-20R*	¼-20	0.5 in	10 in	10 in	-	0.5 in OC	\$506.00
R-PV-501212-50-20R*	¼-20	0.5 in	12 in	12 in	-	0.5 in OC	\$565.00
<b>¼-20 multi-window plates</b>							
R-PV-W-50106-50-20	¼-20	0.5 in	10 in	6 in	4	0.5 in OC	\$410.00
R-PV-W-501010-50-20	¼-20	0.5 in	10 in	10 in	5	0.5 in OC	\$352.00
R-PVW-50128-50-20	¼-20	0.5 in	12 in	8 in	4	0.5 in OC	\$425.00
R-PV-W-501616-50-20	¼-20	0.5 in	16 in	16 in	7	0.5 in OC	\$1,040.00
R-PVW-501010-50-20R*	¼-20	0.5 in	10 in	10 in	5	0.5 in OC	\$394.00
R-PVW-501212-50-20R*	¼-20	0.5 in	12 in	12 in	6	0.5 in OC	\$488.00

\*R at end of part number indicates that the plate is designed for use with a lower right mounting QLC.

## Equator™ gauging system base plates

Base plates for Renishaw Equator system fixtures use a 3-point kinematic system and can be taken on and off the Equator system within seconds.

The base plates are available in M4, M6, M8 or ¼-20 thread sizes and are all precision ground within tight tolerances.

Each plate is cast aluminum and coated with Nituff® hard coat anodize to reduce wear and scratching.




Part number	Thread	Height	Width	Depth	Spacing	Price
<b>M4 plate</b>						
R-PCR-13300300-10-4	M4	13 mm	300 mm	300 mm	10 mm OC	\$634.00
<b>M6 plate</b>						
A-5504-2552	M6	13 mm	300 mm	300 mm	12.5 mm OC	\$508.00
R-PCR-13510510-25-6	M6	13 mm	510 mm	510 mm	25 mm OC	\$1,238.00
<b>M8 plate</b>						
A-5504-2553	M8	13 mm	300 mm	300 mm	15 mm OC	\$508.00
<b>¼-20 plate</b>						
R-PCR-501212-50-20	¼-20	0.5 in	12 in	12 in	0.5 in OC	\$508.00

# CMM and Equator™ gauging system component sets

## M4 CMM and Equator system component set: Clamping

The M4 CMM and Equator system clamping kits can be used to hold brass, titanium, aluminum, plastic and other non-ferrous parts.

To build your kit, select an appropriately sized base plate for your requirements with M4 threaded holes. Don't forget to ask your sales representative to add on plate clamps or mounting holes to your order to secure your plate to the CMM granite.



R-FSC-CA-4

Part number	Description	Set A (part no. R-FSC-CA-4)
R-S-610-4*	6 mm dia. × 10 mm standoff	3
R-S-625-4*	6 mm dia. × 2 mm standoff	3
R-S-95-4*	9 mm dia. × 5 mm standoff	3
R-S-910-4	9 mm dia. × 10 mm standoff	3
R-S-925-4	9 mm dia. × 25 mm standoff	3
R-S-950-4	9 mm dia. × 50 mm standoff	2
R-S-1210-4	12 mm dia. × 12 mm standoff	3
R-S-1225-4	12 mm dia. × 25 mm standoff	3
R-S-1250-4	12 mm dia. × 50 mm standoff	2
R-SP-610-4	6 mm dia. × 10 mm pin standoff	2
R-SP-910-4	9 mm dia. × 10 mm pin standoff	2
R-CT-40-25-4	40 mm tension clamp with 25 mm post	2
R-CW-25-25-4	25 mm wire clamp with 25 mm post	3
R-CW-50-50-4	50 mm wire clamp with 50 mm post	2
R-RPA-4	Aluminum resting pin	4
R-AJ-9-4	9 mm dia. adjustable jackstand	1
R-AS-30-4	30 mm long adjustable slide	1
R-AS-45-4	45 mm long adjustable slide	1
R-TB-1619-4	Tower block with base 16 mm <sup>2</sup> × 19 mm	1
R-TC-300190-4	300 mm × 190 mm × 25 mm component tray	1
R-BC10	50 mm × 200 mm × 150 mm compartment box (not shown)	1
<b>Total number of components in each set</b>		<b>46</b>
<b>Price</b>		<b>\$948.00</b>

\* Component does not have a threaded top

## M6 CMM and Equator system component sets: Clamping

The M6 CMM and Equator system clamping kits can be used to hold brass, titanium, aluminum, plastic and other non-ferrous parts.

To build your kit, select an appropriately sized base plate for your requirements with M6 threaded holes. Don't forget to ask your sales representative to add on plate clamps or mounting holes to your order to secure your plate to the CMM granite.



R-FSC-CB-6

Part number	Description	Set A (part no. R-FSC-CA-6)	Set B (part no. R-FSC-CB-6)	Set C (part no. R-FSC-CC-6)
R-S-910-6	9 mm dia. × 10 mm standoff	-	3	6
R-S-1310-6	13 mm dia. × 10 mm standoff	-	-	4
R-S-1320-6	13 mm dia. × 20 mm standoff	3	6	8
R-S-1325-6	13 mm dia. × 25 mm standoff	3	6	8
R-S-1350-6	13 mm dia. × 50 mm standoff	3	6	8
R-S-1910-6	19 mm dia. × 10 mm standoff	-	3	4
R-S-1920-6	19 mm dia. × 20 mm standoff	3	6	8
R-S-1925-6	19 mm dia. × 25 mm standoff	3	6	8
R-S-1950-6	19 mm dia. × 50 mm standoff	3	6	8
R-S-19100-6	19 mm dia. × 100 mm standoff	-	4	6
R-S-2520-6	25 mm dia. × 20 mm standoff	3	6	8
R-S-2525-6	25 mm dia. × 25 mm standoff	3	6	8
R-S-2550-6	25 mm dia. × 50 mm standoff	3	6	8
R-S-25100-6	25 mm dia. × 100 mm standoff	-	4	6
R-SP-1325-6	13 mm dia. × 25 mm pin standoff	2	4	4
R-SP-1925-6	19 mm dia. × 25 mm pin standoff	-	-	2
R-CT-40-30-6	40 mm tension clamp with 30 mm post	2	6	6
R-CT-64-70-6	64 mm tension clamp with 70 mm post	4	12	12
R-CT-95-83-6	95 mm tension clamp with 83 mm post	-	-	3
R-CT-100P-83-6	100 mm tension clamp plunger with 83 mm post	-	-	3
R-CTB-25-6	25 mm tension clamp bracket	-	-	1
R-RCD-6	Delrin® resting cone	4	4	6
R-RPS-6	Steel resting pin	-	4	6
R-APJ-6	Adjustable pivot joint	-	-	1
R-AJ-13-6	13 mm dia. adjustable jackstand	1	2	4
R-AJ-25-6	25 mm dia. adjustable jackstand	-	2	3
R-AS-45-6	45 mm long adjustable slide	1	2	3
R-AS-70-6	70 mm long adjustable slide	1	2	4
R-TB-2025-6	Tower block with base 20 mm <sup>2</sup> × 30 mm	-	2	2
R-T-25300-6	25 mm <sup>2</sup> × 300 mm tower	-	-	1
R-TC-500200	500 mm × 200 mm × 25 mm component tray	1	1	2
R-BC10	50 mm × 200 mm × 150 mm compartment box (not shown)	1	1	2
<b>Total number of components in each set</b>		<b>44</b>	<b>110</b>	<b>163</b>
<b>Price</b>		<b>\$836.00</b>	<b>\$2,100.00</b>	<b>\$3,605.00</b>

## M6 CMM and Equator system component sets: Magnetic and clamping

The M6 CMM and Equator system magnetic and clamping kits can be used to hold steel, aluminum, plastic, ferrous and other non-ferrous parts.

To build your kit, select an appropriately sized base plate for your requirements with M6 threaded holes. Don't forget to ask your sales representative to add on plate clamps or mounting holes to your order to secure your plate to the CMM granite.



R-FSC-MCB-6

Part number	Description	Set A (part no. R-FSC-MCA-6)	Set B (part no. R-FSC-MCB-6)	Set C (part no. R-FSC-MCC-6)
R-M-13-6	13 mm dia. × 25 mm magnet	3	4	6
R-M-19-6	19 mm dia. × 25 mm magnet	3	4	6
R-M-25-6	25 mm dia. × 25 mm magnet	3	4	6
R-MP-13-6	13 mm dia. × 25 mm pin magnet	-	2	2
R-MP-19-6	19 mm dia. × 25 mm pin magnet	-	-	2
R-S-910-6	9 mm dia. × 10 mm standoff	-	3	4
R-S-1310-6	13 mm dia. × 10 mm standoff	-	-	4
R-S-1320-6	13 mm dia. × 20 mm standoff	3	6	8
R-S-1325-6	13 mm dia. × 25 mm standoff	3	6	8
R-S-1350-6	13 mm dia. × 50 mm standoff	3	6	8
R-S-1910-6	19 mm dia. × 10 mm standoff	-	3	4
R-S-1920-6	19 mm dia. × 20 mm standoff	3	6	8
R-S-1925-6	19 mm dia. × 25 mm standoff	3	6	8
R-S-1950-6	19 mm dia. × 50 mm standoff	3	6	8
R-S-19100-6	19 mm dia. × 100 mm standoff	-	3	6
R-S-2520-6	25 mm dia. × 20 mm standoff	3	6	8
R-S-2525-6	25 mm dia. × 25 mm standoff	3	6	8
R-S-2550-6	25 mm dia. × 50 mm standoff	3	6	8
R-S-25100-6	25 mm dia. × 100 mm standoff	-	3	6
R-CT-40-30-6	40 mm tension clamp with 30 mm post	-	4	4
R-CT-64-70-6	64 mm tension clamp with 70 mm post	4	8	8
R-CT-95-83-6	95 mm tension clamp with 83 mm post	-	-	2
R-CTB-25-6	25 mm tension clamp bracket	-	-	1
R-RCD-6	Delrin® resting cone	4	4	6
R-RPS-6	Steel resting pin	-	4	6
R-APJ-6	Adjustable pivot joint	-	-	1
R-AJ-13-6	13 mm dia. adjustable jackstand	1	2	3
R-AJ-25-6	25 mm dia. adjustable jackstand	-	2	3
R-AS-45-6	45 mm long adjustable slide	1	2	3
R-AS-70-6	70 mm long adjustable slide	1	2	3
R-TB-2025-6	Tower block with base 20 mm <sup>2</sup> × 30 mm	-	2	2
R-T-25300-6	25 mm <sup>2</sup> × 300 mm tower	-	-	1
R-TC-500200	500 mm × 200 mm × 25 mm component tray	1	1	2
R-BC10	50 mm × 200 mm × 150 mm compartment box (not shown)	1	1	2
<b>Total number of components in each set</b>		<b>49</b>	<b>112</b>	<b>165</b>
<b>Price</b>		<b>\$1,085.00</b>	<b>\$2,430.00</b>	<b>\$3,965.00</b>

## M8 CMM and Equator system component sets: Clamping

The M8 CMM and Equator system clamping component set can be used to hold aluminum, plastic, brass, titanium and other non-ferrous parts.

To build your kit, select an appropriately sized base plate for your requirements with M8 threaded holes. Don't forget to ask your sales representative to add on plate clamps or mounting holes to your order to secure your plate to the CMM granite.



R-FSC-CB-8

Part number	Description	Set A (part no. R-FSC-CA-8)	Set B (part no. R-FSC-CB-8)	Set C (part no. R-FSC-CC-8)
R-S-1315-8	13 mm dia. × 15 mm standoff	-	3	4
R-S-1320-8	13 mm dia. × 20 mm standoff	3	6	8
R-S-1325-8	13 mm dia. × 25 mm standoff	3	6	8
R-S-1350-8	13 mm dia. × 50 mm standoff	3	6	8
R-S-1915-8	19 mm dia. × 15 mm standoff	-	3	4
R-S-1920-8	19 mm dia. × 20 mm standoff	3	6	8
R-S-1925-8	19 mm dia. × 25 mm standoff	3	6	8
R-S-1950-8	19 mm dia. × 50 mm standoff	3	6	8
R-S-19100-8	19 mm dia. × 100 mm standoff	-	4	6
R-S-2520-8	25 mm dia. × 20 mm standoff	3	6	8
R-S-2525-8	25 mm dia. × 25 mm standoff	3	6	8
R-S-2550-8	25 mm dia. × 50 mm standoff	3	6	8
R-S-25100-8	25 mm dia. × 100 mm standoff	-	4	6
R-SP-1325-8	13 mm dia. × 25 mm pin standoff	2	4	6
R-CT-40-30-8	40 mm tension clamp with 30 mm post	2	6	6
R-CT-64-70-8	64 mm tension clamp with 70 mm post	4	12	12
R-CT-95-83-8	95 mm tension clamp with 83 mm post	-	-	3
R-CT-100P-83-8	100 mm tension clamp plunger with 83 mm post	-	-	3
R-CTB-25-8	25 mm tension clamp bracket	-	-	1
R-RCD-8	Delrin® resting cone	4	4	4
R-RCS-8	Steel resting cone	-	4	4
R-APJ-8	Adjustable pivot joint	-	-	1
R-AJ-19-8	19 mm dia. adjustable jackstand	1	2	4
R-AJ-25-8	25 mm dia. adjustable jackstand	-	2	3
R-AS-45-8	45 mm long adjustable slide	-	1	3
R-AS-70-8	70 mm long adjustable slide	1	3	4
R-TB-2530-8	Tower block with base	-	2	2
R-T-25300-8	25 mm <sup>2</sup> × 300 mm tower	-	-	1
R-TC-500200	500 mm × 200 mm × 25 mm component tray	1	1	2
R-BC10	50 mm × 200 mm × 150 mm compartment box (not shown)	1	1	2
<b>Total number of components in each set</b>		<b>43</b>	<b>110</b>	<b>153</b>
<b>Price</b>		<b>\$813.00</b>	<b>\$2,165.00</b>	<b>\$3,550.00</b>



## M8 CMM and Equator system component sets: Magnetic and clamping

The M8 CMM and Equator system magnetic and clamping component set can be used to hold steel, aluminum, plastic, ferrous and other non-ferrous parts.

To build your kit, select an appropriately sized base plate for your requirements with M8 threaded holes. Don't forget to ask your sales representative to add on plate clamps or mounting holes to your order to secure your plate to the CMM granite.



R-FSC-MCB-8

Part number	Description	Set A (part no. R-FSC-MCA-8)	Set B (part no. R-FSC-MCB-8)	Set C (part no. R-FSC-MCC-8)
R-M-13-8	13 mm dia. × 25 mm magnet	3	4	6
R-M-19-8	19 mm dia. × 25 mm magnet	3	4	6
R-M-25-8	25 mm dia. × 25 mm magnet	3	4	6
R-MP-13-8	13 mm dia. × 25 mm pin magnet	-	2	2
R-MP-19-8	19 mm dia. × 25 mm pin magnet	-	-	2
R-S-1315-8	13 mm dia. × 15 mm standoff	-	3	3
R-S-1320-8	13 mm dia. × 20 mm standoff	3	6	8
R-S-1325-8	13 mm dia. × 25 mm standoff	3	6	8
R-S-1350-8	13 mm dia. × 50 mm standoff	3	6	8
R-S-1915-8	19 mm dia. × 15 mm standoff	-	3	3
R-S-1920-8	19 mm dia. × 20 mm standoff	3	6	8
R-S-1925-8	19 mm dia. × 25 mm standoff	3	6	8
R-S-1950-8	19 mm dia. × 50 mm standoff	3	6	8
R-S-19100-8	19 mm dia. × 100 mm standoff	-	4	6
R-S-2520-8	25 mm dia. × 20 mm standoff	3	6	8
R-S-2525-8	25 mm dia. × 25 mm standoff	3	6	8
R-S-2550-8	25 mm dia. × 50 mm standoff	3	6	8
R-S-25100-8	25 mm dia. × 100 mm standoff	-	4	6
R-CT-40-30-8	40 mm tension clamp with 30 mm post	-	4	4
R-CT-64-70-8	64 mm tension clamp with 70 mm post	3	8	8
R-CT-95-83-8	95 mm tension clamp with 83 mm post	-	-	2
R-CTB-25-8	25 mm tension clamp bracket	-	-	1
R-RCD-8	Delrin® resting cone	4	4	4
R-RCS-8	Steel resting cone	-	4	4
R-APJ-8	Adjustable pivot joint	-	-	1
R-AJ-19-8	19 mm dia. adjustable jackstand	1	2	3
R-AJ-25-8	25 mm dia. adjustable jackstand	-	2	3
R-AS-45-8	45 mm long adjustable slide	-	1	3
R-AS-70-8	70 mm long adjustable slide	1	3	3
R-TB-2530-8	Tower block with base	-	2	2
R-T-25300-8	25 mm <sup>2</sup> × 300 mm tower	-	-	1
R-TC-500200	500 mm × 200 mm × 25 mm component tray	1	1	2
R-BC10	50 mm × 200 mm × 150 mm compartment box (not shown)	1	1	2
<b>Total number of components in each set</b>		<b>47</b>	<b>114</b>	<b>155</b>
<b>Price</b>		<b>\$1,055.00</b>	<b>\$2,550.00</b>	<b>\$3,955.00</b>



## ¼-20 CMM and Equator system component sets: Clamping

The ¼-20 CMM and Equator system clamping component set can be used to hold aluminum, plastic, brass, titanium and other non-ferrous parts.

To build your kit, select an appropriately sized base plate for your requirements with ¼-20 threaded holes. Don't forget to ask your sales representative to add on plate clamps or mounting holes to your order to secure your plate to the CMM granite.



R-FSC-CB-20

Part number	Description	Set A (part no. R-FSC-CA-20)	Set B (part no. R-FSC-CB-20)	Set C (part no. R-FSC-CC-20)
R-S-37550-20	0.375 in dia. × 0.5 in standoff	-	3	6
R-S-5050-20	0.5 in dia. × 0.5 in standoff	-	-	4
R-S-5075-20	0.5 in dia. × 0.75 in standoff	3	6	8
R-S-501-20	0.5 in dia. × 1.0 in standoff	3	6	8
R-S-502-20	0.5 in dia. × 2.0 in standoff	3	6	8
R-S-7550-20	0.75 in dia. × 0.5 in standoff	-	3	4
R-S-7575-20	0.75 in dia. × 0.75 in standoff	3	6	8
R-S-751-20	0.75 in dia. × 1.0 in standoff	3	6	8
R-S-752-20	0.75 in dia. × 2.0 in standoff	3	6	8
R-S-754-20	0.75 in dia. × 4.0 in standoff	-	4	6
R-S-175-20	1.0 in dia. × 0.75 in standoff	3	6	8
R-S-11-20	1.0 in dia. × 1.0 in standoff	3	6	8
R-S-12-20	1.0 in dia. × 2.0 in standoff	3	6	8
R-S-14-20	1.0 in dia. × 4.0 in standoff	-	4	6
R-SP-501-20	0.5 in dia. × 1.0 in pin standoff	2	4	4
R-SP-751-20	0.75 in dia. × 1.0 in pin standoff	-	-	2
R-CT-160-125-20	1.6 in tension clamp with 1.25 in post	2	6	6
R-CT-250-275-20	2.5 in tension clamp with 2.75 in post	4	12	12
R-CT-375-325-20	3.75 in tension clamp with 3.25 in post	-	-	3
R-CT-4P-325-20	4.0 in tension clamp plunger with 3.25 in post	-	-	3
R-CTB-1-20	1.0 in tension clamp bracket	-	-	1
R-RCD-20	Delrin® resting cone	3	4	6
R-RPS-20	Steel resting pin	-	4	6
R-APJ-20	Adjustable pivot joint	-	-	1
R-AJ-50-20	0.50 in dia. adjustable jackstand	1	2	4
R-AJ-1-20	1.0 in dia. adjustable jackstand	-	2	3
R-AS-1-20	1.0 in long adjustable slide	1	2	3
R-AS-3-20	3.0 in long adjustable slide	1	2	4
R-TB-751-20	Tower block with base 0.75 in <sup>2</sup> × 1.0 in	-	2	2
R-T-112-20	1.0 in <sup>2</sup> × 12.0 in tower (1 row, 4 sides)	-	-	1
R-TC-500200	20 in × 8 in × 1 in component tray	1	1	2
R-BC10	8 in × 8 in × 2 in compartment box (not shown)	1	1	2
<b>Total number of components in each set</b>		<b>42</b>	<b>109</b>	<b>161</b>
<b>Price</b>		<b>\$786.00</b>	<b>\$2,005.00</b>	<b>\$3,445.00</b>

## ¼-20 CMM and Equator system component sets: Magnetic and clamping

The ¼-20 CMM and Equator system magnetic and clamping component set can be used to hold steel, aluminum, plastic, ferrous and other non-ferrous parts.

To build your kit, select an appropriately sized base plate for your requirements with ¼-20 threaded holes. Don't forget to ask your sales representative to add on plate clamps or mounting holes to your order to secure your plate to the CMM granite.



R-FSC-MCB-20

Part number	Description	Set A (part no. R-FSC-MCA-20)	Set B (part no. R-FSC-MCB-20)	Set C (part no. R-FSC-MCC-20)
R-M-50-20	0.5 in dia. × 1.0 in magnet	3	4	6
R-M-75-20	0.75 in dia. × 1.0 in magnet	3	4	6
R-M-1-20	1.0 in dia. × 1.0 in magnet	3	4	6
R-MP-50-20	0.5 in dia. × 1.0 in pin magnet	-	2	2
R-MP-75-20	0.75 in dia. × 1.0 in pin magnet	-	-	2
R-S-37550-20	0.375 in dia. × 0.5 in standoff	-	3	4
R-S-5050-20	0.5 in dia. × 0.5 in standoff	-	-	4
R-S-5075-20	0.5 in dia. × 0.75 in standoff	3	6	8
R-S-501-20	0.5 in dia. × 1.0 in standoff	3	6	8
R-S-502-20	0.5 in dia. × 2.0 in standoff	3	6	8
R-S-7550-20	0.75 in dia. × 0.5 in standoff	-	3	4
R-S-7575-20	0.75 in dia. × 0.75 in standoff	3	6	8
R-S-751-20	0.75 in dia. × 1.0 in standoff	3	6	8
R-S-752-20	0.75 in dia. × 2.0 in standoff	3	6	8
R-S-754-20	0.75 in dia. × 4.0 in standoff	-	3	6
R-S-175-20	1.0 in dia. × 0.75 in standoff	3	6	8
R-S-11-20	1.0 in dia. × 1.0 in standoff	3	6	8
R-S-12-20	1.0 in dia. × 2.0 in standoff	3	6	8
R-S-14-20	1.0 in dia. × 4.0 in standoff	-	3	6
R-CT-160-125-20	1.6 in tension clamp with 1.25 in post	-	4	4
R-CT-250-275-20	2.5 in tension clamp with 2.75 in post	4	8	8
R-CT-375-325-20	3.75 in tension clamp with 3.25 in post	-	-	2
R-CTB-1-20	1.0 in tension clamp bracket	-	-	1
R-RCD-20	Delrin® resting cone	3	4	6
R-RPS-20	Steel resting pin	-	4	6
R-APJ-20	Adjustable pivot joint	-	-	1
R-AJ-50-20	0.50 in dia. adjustable jackstand	1	2	3
R-AJ-1-20	1.0 in dia. adjustable jackstand	-	2	3
R-AS-1-20	1.0 in long adjustable slide	1	2	3
R-AS-3-20	3.0 in long adjustable slide	1	2	3
R-TB-751-20	Tower block with base 0.75 in <sup>2</sup> × 1.0 in	-	2	2
R-T-112-20	1.0 in <sup>2</sup> × 12.0 in tower (1 row, 4 sides)	-	-	1
R-TC-500200	20 in × 8 in × 1 in component tray	1	1	2
R-BC10	8 in × 8 in × 2 in compartment box (not shown)	1	1	2
<b>Total number of components in each set</b>		<b>47</b>	<b>111</b>	<b>163</b>
<b>Price</b>		<b>\$1,020.00</b>	<b>\$2,295.00</b>	<b>\$3,770.00</b>

# Vision component sets

## M4 vision component sets

The M4 vision component set is ideal for holding small intricate parts, ferrous or non-ferrous.

N.B.: Ensure that the acrylic plate and QuickLoad corner you select will fit your specific machine. Please contact your local sales representative to discuss your requirements.



R-FSV-B-4

Part number	Description	Set A (part no. R-FSV-A-4)	Set B (part no. R-FSV-B-4)	Set C (part no. R-FSV-C-4)
R-S-65-4*	6 mm dia. × 5 mm standoff	-	3	3
R-S-610-4*	6 mm dia. × 10 mm standoff	3	6	6
R-S-615-4*	6 mm dia. × 15 mm standoff	-	-	4
R-S-625-4*	6 mm dia. × 25 mm standoff	3	6	6
R-S-95-4*	9 mm dia. × 5 mm standoff	3	3	3
R-S-910-4	9 mm dia. × 10 mm standoff	3	6	6
R-S-915-4	9 mm dia. × 15 mm standoff	-	-	4
R-S-920-4	9 mm dia. × 20 mm standoff	3	6	6
R-S-925-4	9 mm dia. × 25 mm standoff	3	6	6
R-S-950-4	9 mm dia. × 50 mm standoff	-	-	4
R-S-1210-4	12 mm dia. × 10 mm standoff	3	6	6
R-S-1215-4	12 mm dia. × 15 mm standoff	-	-	4
R-S-1225-4	12 mm dia. × 25 mm standoff	3	6	6
R-S-1250-4	12 mm dia. × 50 mm standoff	-	-	4
R-SP-610-4	6 mm dia. × 10 mm pin standoff	2	4	4
R-SP-910-4	9 mm dia. × 10 mm pin standoff	2	4	4
R-SP-1210-4	12 mm dia. × 10 mm pin standoff	-	-	4
R-CTT-40-25-4	40 mm tension clamp with coated soft tip with 25 mm post	2	4	4
R-CWT-25-25-4	25 mm wire clamp with coated soft tip with 50 mm post	2	4	4
R-CWT-50-50-4	50 mm wire clamp with coated soft tip with 50 mm post	2	4	4
R-CP-4	Pusher clamp	1	1	1
R-CVM-B-4	Micro vise clamp with base	1	1	1
R-CSPS-1210-4	Spring pusher standoff clamp	1	1	1
R-RPA-4	Aluminum resting pin	4	4	4
R-VC-5050-4	50 mm × 50 mm corner viewer	1	1	1
R-AJ-9-4	9 mm dia. adjustable jackstand	1	2	2
R-AS-30-4	30 mm long adjustable slide	1	2	2
R-ASA-45-4	45 mm long adjustable acrylic slide base	1	2	2
R-ASAE-4	Adjustable slide with acrylic extension	-	-	1
R-TB-1619-4	Tower block with base 16 mm <sup>2</sup> × 19 mm	1	1	2
R-TC-300190-4	300 mm × 190 mm × 25 mm component tray	1	1	1
R-BC10	40 mm × 200 mm × 135 mm compartment box (not shown)	1	1	1
<b>Total number of components in each set</b>		<b>48</b>	<b>85</b>	<b>111</b>
<b>Price</b>		<b>\$1,225.00</b>	<b>\$1,890.00</b>	<b>\$2,690.00</b>

\* Component does not have a threaded top

## M6 vision component set

The M6 vision component set can be used to hold any type or part, ferrous or non-ferrous.

N.B.: Ensure that the acrylic plate and QuickLoad corner you select will fit your specific machine. Please contact your local sales representative to discuss your requirements.



R-FSV-A-6

Part number	Description	Set A (part no. R-FSV-A-6)
R-S-610-6*	6 mm dia. × 10 mm standoff	3
R-S-625-6*	6 mm dia. × 25 mm standoff	3
R-S-95-6*	9 mm dia. × 5 mm standoff	3
R-S-910-6	9 mm dia. × 10 mm standoff	3
R-S-920-6	9 mm dia. × 20 mm standoff	3
R-S-925-6	9 mm dia. × 25 mm standoff	3
R-S-1310-6	13 mm dia. × 10 mm standoff	3
R-S-1320-6	13 mm dia. × 20 mm standoff	3
R-SP-610-6	6 mm dia. × 10 mm pin standoff	2
R-SP-910-6	9 mm dia. × 10 mm pin standoff	2
R-CTT-40-30-6	40 mm tension clamp with coated soft tip with 30 mm post	4
R-CWT-25-25-6	25 mm wire clamp with coated soft tip with 25 mm post	4
R-CWT-50-50-6	50 mm wire clamp with coated soft tip with 50 mm post	4
R-CP-6	Pusher clamp	1
R-CVM-B-6	Micro vise clamp with base	1
R-CSPS-1925-6	19 mm dia. × 25 mm spring pusher standoff clamp	1
R-RPS-6	Steel resting pin	4
R-VC-7575-6	75 mm × 75 mm corner viewer	1
R-AJ-13-6	13 mm dia. adjustable jackstand	1
R-AS-45-6	45 mm long adjustable slide	1
R-ASA-45-6	45 mm long adjustable acrylic slide base	1
R-TB-2025-6	Tower block with base 20 mm <sup>2</sup> × 30 mm	1
R-TC-300190-6	300 mm × 190 mm × 25 mm component tray	1
R-BC10	50 mm × 200 mm × 150 mm compartment box (not shown)	1
<b>Total number of components in each set</b>		<b>54</b>
<b>Price</b>		<b>\$1,540.00</b>

\* Component does not have a threaded top

## ¼-20 vision component sets

The ¼-20 vision component set can be used to hold any type of part, ferrous or non-ferrous.

N.B.: Ensure that the acrylic plate and QuickLoad corner you select will fit your specific machine. Please contact your local sales representative to discuss your requirements.




R-FSV-QLCB-20

Part number	Description	Set A (part no. R-FSV-QLCA-20)	Set B (part no. R-FSV-QLCB-20)
R-S-2550-20*	0.25 in dia. × 0.5 in standoff	3	3
R-S-251-20*	0.25 in dia. × 1.0 in standoff	3	6
R-S-37525-20*	0.375 in dia. × 0.25 in standoff	3	6
R-S-37550-20	0.375 in dia. × 0.5 in standoff	3	6
R-S-37575-20	0.375 in dia. × 0.75 in standoff	3	6
R-S-3751-20	0.375 in dia. × 1.0 in standoff	3	6
R-S-5050-20	0.5 in dia. × 0.5 in standoff	3	6
R-S-5075-20	0.5 in dia. × 0.75 in standoff	3	6
R-S-501-20	0.5 in dia. × 1.0 in standoff	-	6
R-SP-2550-20	0.25 in dia. × 0.5 in pin standoff	2	4
R-SP-37550-20	0.375 in dia. × 0.5 in pin standoff	2	4
R-CTT-160-125-20	1.6 in tension clamp with rubber coated tip with 1.25 in post	4	4
R-CWT-1-1-20	1.0 in wire clamp with rubber coated tip with 1.0 in post	4	4
R-CWT-2-2-20	2.0 in wire clamp with rubber coated tip with 2.0 in post	4	4
R-RPS-20	Steel resting pin	4	4
R-VC-33-20	3.25 in × 3.25 in corner viewer	1	1
R-AJ-50-20	0.5 in dia. adjustable jackstand	1	2
R-CP-20	Pusher clamp	1	1
R-CSPS-751-20	0.75 in dia. × 1.0 in spring pusher standoff clamp	1	1
R-AS-1-20	1.0 in long adjustable slide	1	2
R-ASA-2-20	2.0 in long adjustable acrylic slide	1	2
R-TB-751-20	Tower block with base 0.75 in <sup>2</sup> × 1.0 in	1	2
R-CVM-B-20	Micro vise clamp with base	1	1
R-TC-300190-20	20 in × 8 in × 1 in component tray	1	1
R-BC10	8 in × 8 in × 2 in compartment box (not shown)	1	1
<b>Total number of components in each set</b>		<b>54</b>	<b>89</b>
<b>Price</b>		<b>\$1,420.00</b>	<b>\$1,965.00</b>

\* Component does not have a threaded top

# Modular fixturing components

<b>Adjustables</b> .....	4-27
<b>Clamps</b> .....	4-32
<b>Magnets</b> .....	4-40
<b>Miscellaneous</b> .....	4-42
<b>Standoffs</b> .....	4-46
<b>Suction cups</b> .....	4-50
<b>Towers</b> .....	4-53
<b>Trays</b> .....	4-55





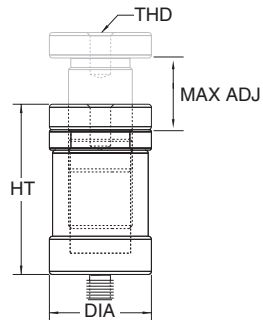
## Adjustables

### Adjustable jack stand

To allow variable heights of up to 22 mm and then lock into position.



R-AJ-25-8



Part no.	THD	DIA	HT	ADJ	Price
R-AJ-9-4	M4	9.5 mm	16.1 mm	2.5 mm	\$47.25
R-AJ-13-6	M6	15.9 mm	42.4 mm	14 mm	\$44.25
R-AJ-25-6	M6	25.4 mm	42.4 mm	13.5 mm	\$58.00
R-AJ-19-8	M8	19.1 mm	37 mm	13 mm	\$44.25
R-AJ-25-8	M8	25.4 mm	42.4 mm	12.7 mm	\$58.00
R-AJS-35-8*	M8	38.1 mm	65 mm	15 mm	\$89.25
R-AJS-50-12*	M12	50.8 mm	100 mm	35.5 mm	\$184.00
R-AJ-50-20	¼-20	0.63 in	1.5 in	0.55 in	\$43.00
R-AJ-1-20	¼-20	1.0 in	1.5 in	0.5 in	\$57.25

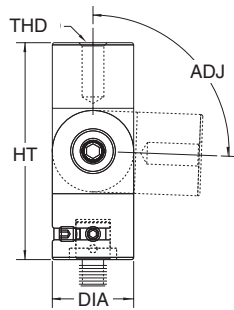
\* = component made from steel.

### Adjustable pivot joint

For positioning a component at any angle. Lock the rotating base into position and then set the angle of the pivot.



R-APJ-8



Part no.	THD	DIA	HT	ADJ	Price
R-APJ-6	M6	19 mm	50.8 mm	186°	\$79.00
R-APJ-8	M8	19 mm	50.8 mm	186°	\$79.00
R-APJ-20	¼-20	0.75 in	2.0 in	186°	\$79.00

### Adjustable slide

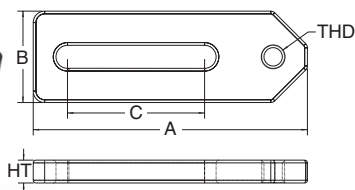
To place components in between holes on the plate.



R-AS-45-8



R-AS-45-4



Part no.	THD	HT	A	B	C	Price
R-AS-30-4	M4	5 mm	30.1 mm	12.7 mm	9.3 mm	\$31.50
R-AS-45-4	M4	5 mm	45 mm	12.7 mm	23.8 mm	\$31.50
R-AS-45-6	M6	10 mm	44.5 mm	20 mm	12.9 mm	\$31.50
R-AS-70-6	M6	10 mm	72 mm	25 mm	33.9 mm	\$41.00
R-AS-100-6	M6	10 mm	100 mm	25 mm	61.9 mm	\$59.25
R-AS-45-8	M8	10 mm	44.5 mm	20 mm	12.9 mm	\$31.50
R-AS-70-8	M8	10 mm	71.9 mm	25 mm	33.9 mm	\$41.00
R-AS-150-12	M12	25 mm	175 mm	50.8 mm	100 mm	\$158.00
R-AS-1-20	¼-20	0.25 in	1.38 in	0.63 in	0.5 in	\$26.25
R-AS-3-20	¼-20	0.25 in	3.0 in	1.0 in	1.5 in	\$28.25

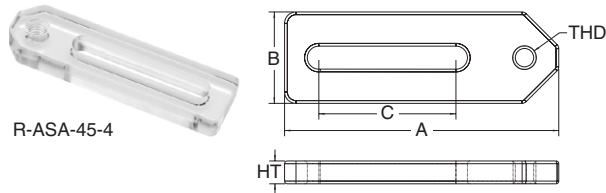
Included: socket head cap and thumb screws.

## Adjustable acrylic slide

To place components in between holes on the plate.

Part no.	THD	HT	A	B	C	Price
R-ASA-45-4	M4	5 mm	45 mm	12.7 mm	24 mm	\$32.75
R-ASA-45-6	M6	10 mm	50.8 mm	20 mm	28.6 mm	\$32.75
R-ASA-2-20	¼-20	0.025 in	2 in	0.63 in	1.13 in	\$35.75

Included: socket head cap and thumb screws.

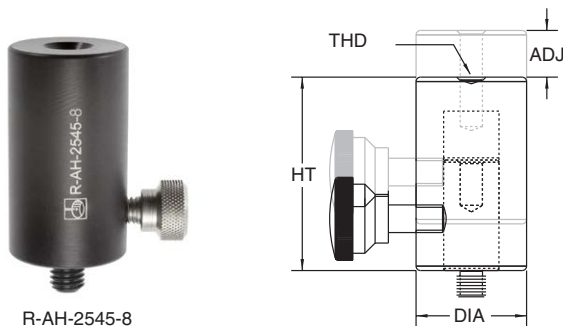


R-ASA-45-4

## Adjustable height stand

To allow variable heights without marring the part.

Part no.	THD	DIA	HT	ADJ	Price
R-AH-2545-6	M6	25.4 mm	45 mm	9 mm	\$57.25
R-AH-2545-8	M8	25.4 mm	45 mm	9 mm	\$57.25
R-AH-1175-20	¼-20	1.0 in	1.75 in	0.38 in	\$51.50



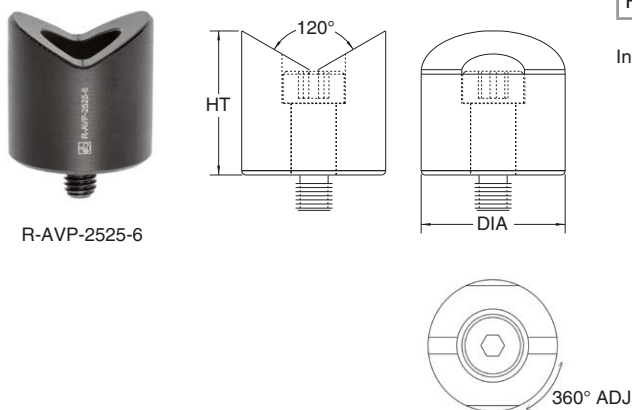
R-AH-2545-8

## Adjustable V-post

For holding cylindrical or tubular parts without marring the part's surface. Can be rotated and locked to any orientation.

Part no.	THD	DIA	HT	ADJ	Price
R-AVP-2525-6	M6	25.1 mm	25 mm	360°	\$39.00
R-AVP-2525-8	M8	25.1 mm	25 mm	360°	\$39.00
R-AVP-11-20	¼-20	0.99 in	1.0 in	360°	\$38.75

Included: shoulder bolt.



R-AVP-2525-6



### Adjustable slide mirror

To aid viewing and inspecting a part.

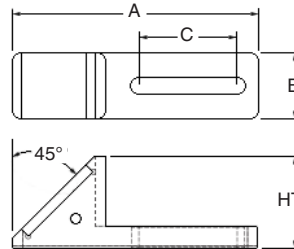
Part no.	THD	HT	A	B	C	Price
R-ASM-4	M4	28.6 mm	75 mm	20.24 mm	30 mm	\$99.75
R-ASM-50-2	M4/ M6/ ¼-20	45.8 mm/ 1.8 in	95 mm/ 3.75 in	34.9 mm/ 1.97 in	31.8 mm/ 1.18 in	\$194.00



R-ASM-50-2



R-ASM-4



### Adjustable slide acrylic extension

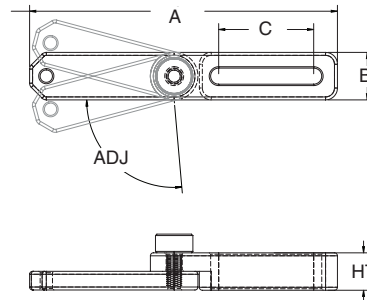
Screw any component onto the acrylic slide to extend the reach of the component.

Part no.	THD	HT	A	B	C	ADJ	Price
R-ASAE-4	M4	10 mm	82.3 mm	12.7 mm	25.4 mm	186°	\$89.25

Included: socket head screws.



R-ASAE-4



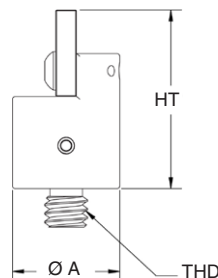
### Rotational micro V

For holding small cylindrical or tubular parts with minimal surface contact.

Part no.	THD	HT	A	Price
R-VMR-1525-4	M4	26.5 mm	15.9 mm	\$142.00
R-VMR-1525-6	M6	25 mm	15.9 mm	\$147.00
R-VMR-631-20	¼-20	1.04 in	0.63 in	\$140.00



R-VMR-1525-4



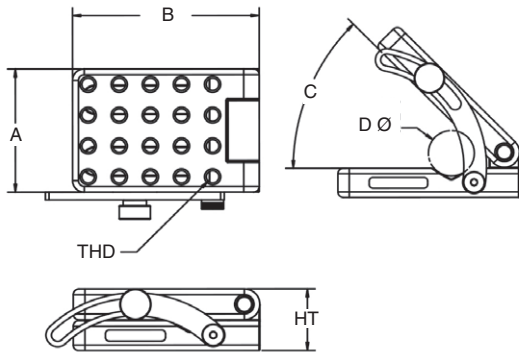
## Adjustable angle plate

Ideal for holding components on an angle. The angle plate is adjustable to 180°.



R-PCA-135075-15-8

Part no.	THD	HT	A	B	C	Price
R-PCA-135075-10-4	M4	12.3 mm	76.2 mm	50.8 mm	180°	\$179.00
R-PCA-135075-12-6	M6	12.3 mm	76.2 mm	50.8 mm	180°	\$179.00
R-PCA-135075-15-8	M8	12.3 mm	76.2 mm	50.8 mm	180°	\$185.00
R-PCA-5023-50-20	1/4-20	0.49 in	3.0 in	2.0 in	180°	\$155.00



C	D Ø
0°	-
5°	6.55 mm/0.258 in
10°	8.26 mm/0.325 in
15°	9.93 mm/0.391 in
20°	11.56 mm/0.455 in
25°	13.16 mm/0.518 in
30°	14.71 mm/0.579 in
35°	16.26 mm/0.64 in
40°	17.75 mm/0.699 in
45°	19.25 mm/0.758 in
50°	20.73 mm/0.816 in
55°	22.20 mm/0.874 in
60°	23.65 mm/0.931 in
65°	25.07 mm/0.987 in
70°	26.47 mm/1.042 in
75°	27.86 mm/1.097 in
80°	29.21 mm/1.15 in
85°	30.51 mm/1.201 in
90°	31.75 mm/1.25 in

N.B. column D Ø can be used to set gauge pin angles

## Quick slide plate

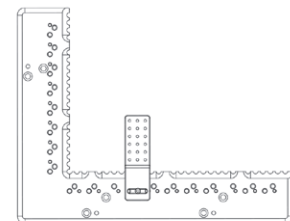
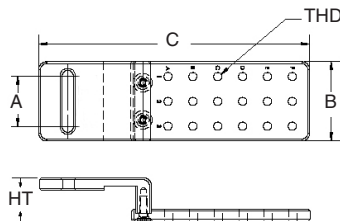
Threaded slide plate, designed to mount fixturing components to, using the QuickLoad Corner (QLC).

Part no.	THD	A	B	C	HT	Price
R-PSQ-2042-4	M4	20.5 mm	20 mm	79 mm	17.6 mm	\$80.50
R-PSQ-3272-4	M4	20.5 mm	32 mm	109 mm	17.6 mm	\$85.75

Included: socket head cap screws and washers.



R-PSQ-2042-4



APPLICATION EXAMPLE ON QLC

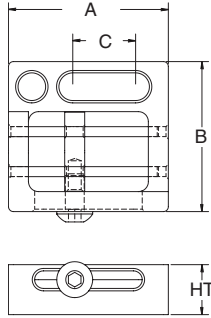
**Adjustable micro V**

For cylindrical parts smaller than 6.5 mm in diameter.

Part no.	THD	HT	A	B	C	Price
R-AVM-4	M4	8 mm	25.4 mm	23.8 mm	10 mm	\$137.00



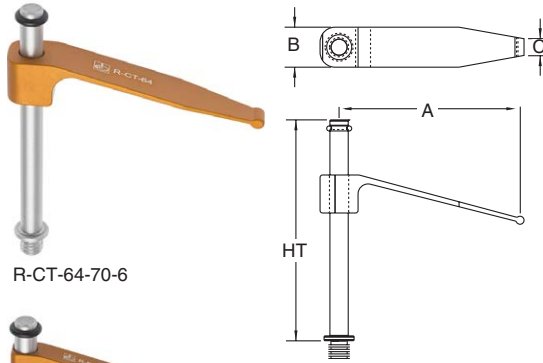
R-AVM-4



# Clamps

## Tension clamp

For quick and easy clamping.



R-CT-64-70-6

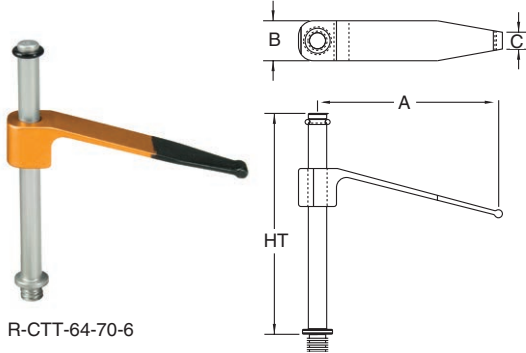
R-CT-40-30-6

Part no.	THD	HT	A	B	C	Price
R-CT-40-25-4	M4	25 mm	42.9 mm	7.6 mm	3.9 mm	\$23.75
R-CT-40-30-6	M6	30 mm	42.9 mm	7.6 mm	3.9 mm	\$22.50
R-CT-40-70-6	M6	68.1 mm	42.9 mm	7.6 mm	3.9 mm	\$26.50
R-CT-64-70-6	M6	68.1 mm	66.4 mm	12.7 mm	5.4 mm	\$26.25
R-CT-95-83-6	M6	82.8 mm	98.5 mm	19.1 mm	8.6 mm	\$44.75
R-CT-40-30-8	M8	30.1 mm	42.9 mm	7.6 mm	3.9 mm	\$22.50
R-CT-40-70-8	M8	68.2 mm	42.9 mm	7.6 mm	3.9 mm	\$26.50
R-CT-64-70-8	M8	68.2 mm	66.4 mm	12.7 mm	5.4 mm	\$26.25
R-CT-95-83-8	M8	80.9 mm	98.5 mm	19.1 mm	8.6 mm	\$44.75
R-CT-160-125-20	1/4-20	1.26 in	1.7 in	0.3 in	0.15 in	\$25.25
R-CT-160-275-20	1/4-20	2.76 in	1.7 in	0.3 in	0.15 in	\$25.25
R-CT-250-275-20	1/4-20	2.76 in	2.62 in	0.5 in	0.21 in	\$27.25
R-CT-375-325-20	1/4-20	3.26 in	3.88 in	0.75 in	0.34 in	\$48.25

N.B. Part number under tension clamp is for reference only. See chart for complete dimensions.

## Soft tip tension clamp

Rubber coated tips hold parts without scratching or marring the surface of a part.



R-CTT-64-70-6

Part no.	THD	HT	A	B	C	Price
R-CTT-40-25-4	M4	25 mm	42.9 mm	7.6 mm	3.9 mm	\$26.25
R-CTT-40-30-6	M6	30 mm	42.9 mm	7.6 mm	3.9 mm	\$29.25
R-CTT-40-70-6	M6	68.2 mm	42.9 mm	7.6 mm	3.9 mm	\$30.50
R-CTT-64-70-6	M6	68.1 mm	66.4 mm	12.7 mm	5.4 mm	\$33.00
R-CTT-95-83-6	M6	82.8 mm	98.5 mm	19.1 mm	8.6 mm	\$51.50
R-CTT-40-30-8	M8	30.1 mm	42.9 mm	7.6 mm	3.9 mm	\$29.25
R-CTT-40-70-8	M8	68.2 mm	42.9 mm	7.6 mm	3.9 mm	\$33.00
R-CTT-64-70-8	M8	68.2 mm	66.4 mm	12.7 mm	5.4 mm	\$33.50
R-CTT-95-83-8	M8	80.9 mm	98.5 mm	19.1 mm	8.6 mm	\$51.50
R-CTT-160-125-20	1/4-20	1.26 in	1.7 in	0.3 in	0.15 in	\$29.00
R-CTT-160-275-20	1/4-20	2.76 in	1.7 in	0.3 in	0.15 in	\$30.00
R-CTT-250-275-20	1/4-20	2.76 in	2.62 in	0.5 in	0.21 in	\$31.50
R-CTT-375-325-20	1/4-20	3.26 in	3.88 in	0.75 in	0.34 in	\$51.75

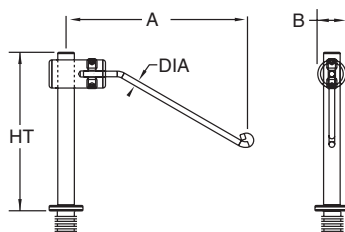
N.B. Part number under soft tip tension clamp is for reference only. See chart for complete dimensions.

## Spring wire clamp

For light clamping of small parts, minimizing the contact area on a part and for least possible obstruction.



R-CW-50-50-4



Part no.	THD	HT	A	B	DIA	Price
R-CW-25-25-4	M4	25 mm	38.35 mm	7.9 mm	1.6 mm	\$30.00
R-CW-50-50-4	M4	50 mm	56.85 mm	7.9 mm	1.6 mm	\$34.75
R-CW-25-25-6	M6	23.9 mm	38.35 mm	7.9 mm	1.6 mm	\$30.25
R-CW-50-50-6	M6	50 mm	56.85 mm	7.9 mm	1.6 mm	\$34.75
R-CW-1-1-20	1/4-20	0.94 in	1.51 in	0.31 in	0.06 in	\$28.50
R-CW-2-2-20	1/4-20	1.76 in	2.23 in	0.31 in	0.06 in	\$33.00

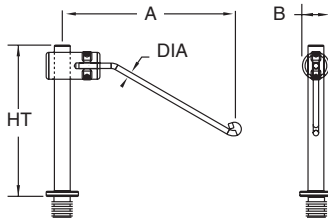
N.B. Part number under spring wire clamp is for reference only. See chart for complete dimensions.

### Soft tip spring wire clamp

With rubber coated tips for light clamping of small parts, minimizing the contact area on a part and for least possible obstruction.



R-CWT-25-25-4



Part no.	THD	HT	A	B	DIA	Price
R-CWT-25-25-4	M4	25 mm	38.35 mm	7.9 mm	1.6 mm	\$32.75
R-CWT-50-50-4	M4	50 mm	56.85 mm	7.9 mm	1.6 mm	\$36.75
R-CWT-25-25-6	M6	23.9 mm	38.35 mm	7.9 mm	1.6 mm	\$28.00
R-CWT-50-50-6	M6	50 mm	56.85 mm	7.9 mm	1.6 mm	\$36.75
R-CWT-1-1-20	1/4-20	0.94 in	1.51 in	0.31 in	0.06 in	\$30.75
R-CWT-2-2-20	1/4-20	1.76 in	2.23 in	0.31 in	0.06 in	\$35.25

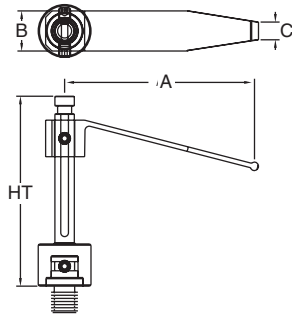
N.B. Part number under spring wire clamp is for reference only. See chart for complete dimensions.

### Positional tension clamp

Allows locking the tension clamp rotational position to avoid probing interferences from one time to the next.



R-CPT-64-58-6



Part no.	THD	HT	A	B	C	Price
R-CPT-64-58-6	M6	57.2 mm	63.5 mm	12.7 mm	5.4 mm	\$61.50
R-CPTT-64-58-6*	M6	57.2 mm	63.5 mm	12.7 mm	5.4 mm	\$71.25
R-CPT-250-225-20	1/4-20	2.25 in	2.5 in	0.5 in	0.21 in	\$67.25
R-CPTT-250-225-20*	1/4-20	2.25 in	2.5 in	0.5 in	0.21 in	\$69.25

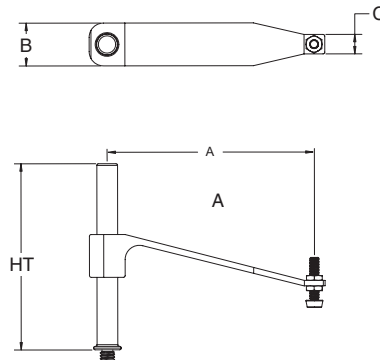
\* Part number beginning R-CPTT has rubber coated tips.

### Plunger tip tension clamp

This tension clamp contains an adjustable rubber-tipped plunger to reach over the edge of a part and apply a clamping force inside a recess.



R-CT-4P-325-20



Part no.	THD	HT	A	B	C	Price
R-CT-100P-83-6	M6	82.8 mm	95.4 mm	19.1 mm	8.6 mm	\$55.75
R-CT-100P-83-8	M8	80.9 mm	95.4 mm	19.1 mm	8.6 mm	\$61.00
R-CT-4P-325-20	1/4-20	3.26 in	3.76 in	0.75 in	0.34 in	\$61.00

## Screw pusher clamp

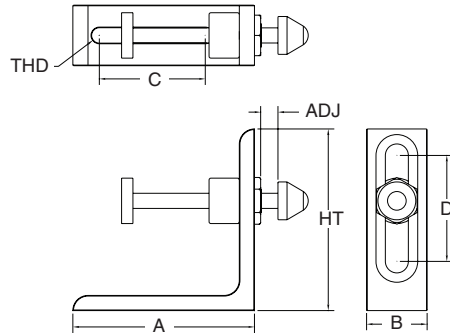
For pushing and holding a part against stops.



R-CSP

Part no.	THD	HT	A	B	C	D	ADJ	Price
R-CSP	M6/ M8/ ¼-20	76 mm/ 3.0 in	76 mm/ 3.0 in	25 mm/ 1.0 in	44 mm/ 1.75 in	44 mm/ 1.75 in	38 mm/ 1.5 in	\$85.50

Included: socket head cap screw, M6, M8 and ¼-20 thumbs screw and washer.



## Pusher clamp

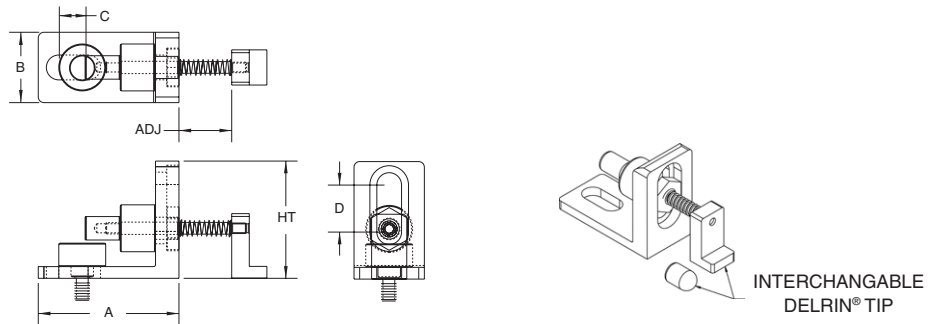
To push a part against standoffs or into corner (two interchangeable tips are included).



R-CP-4

Part no.	THD	HT	A	B	C	D	ADJ	Price
R-CP-4	M4	31.2 mm	38.1 mm	19.1 mm	7.9 mm	12.7 mm	9.5 mm	\$82.00
R-CP-6	M6	31.2 mm	38.1 mm	19.1 mm	7.9 mm	12.7 mm	9.5 mm	\$82.75
R-CP-20	¼-20	1.23 in	1.5 in	0.75 in	0.31 in	0.5 in	0.38 in	\$82.00

Included: socket head cap screw, thumb screw and washer.



INTERCHANGEABLE  
DELRIN® TIP

## Micro vise clamp

Ideal for holding parts horizontally or vertically. Jaws have a V notch for holding cylindrical and tubular parts.



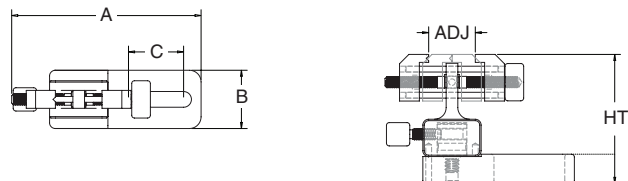
R-CVM-4



R-CVM-B-20

Part no.	THD	HT	A	B	C	ADJ	Price
R-CVM-4	M4	27.8 mm	37.8 mm	10.2 mm	—	12.7 mm	\$122.00
R-CVM-B-4 (with base)	M4	35.1 mm	51.5 mm	15.9 mm	15 mm	12.7 mm	\$153.00
R-CVM-6	M6	27.8 mm	37.8 mm	10.2 mm	—	12.7 mm	\$124.00
R-CVM-B-6 (with base)	M6	37.8 mm	78.3 mm	20 mm	35 mm	12.7 mm	\$156.00
R-CVM-20	¼-20	1.1 in	1.49 in	0.4 in	—	0.5 in	\$122.00
R-CVM-B-20 (with base)	¼-20	1.35 in	3.0 in	0.75 in	1.5 in	0.5 in	\$153.00

Included: socket head cap screws and washers.

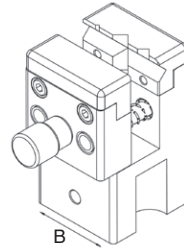
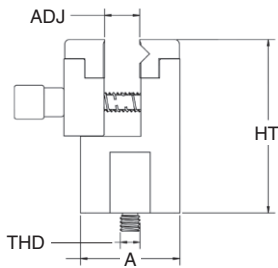


### Mini vise

For clamping a small area of a part. Vise can be rotated 360° and then locked into position.



R-CMV-6



Part no.	THD	HT	A	B	ADJ	Price
R-CMV-4	M4	57.2 mm	31.8 mm	31.8 mm	11 mm	\$263.00
R-CMV-6	M6	57.2 mm	31.8 mm	31.8 mm	11 mm	\$269.00
R-CMV-8	M8	57.2 mm	31.8 mm	31.8 mm	11 mm	\$263.00
R-CMV-20	¼-20	2.25 in	1.25 in	1.25 in	0.44 in	\$263.00

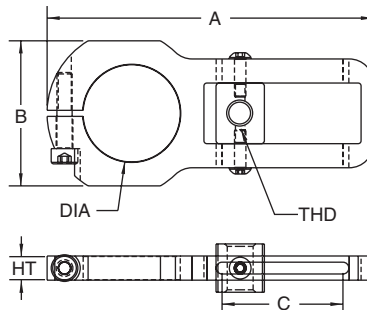
N.B. Additional jaws can be purchased for use with any thread size mini vise by ordering part numbers: R-CMV-AJ (aluminum flat jaw) or R-CMV-VAJ (aluminum V jaw).

### Tension clamp bracket

To hold a tension clamp on an angle.




R-CTB-25-6



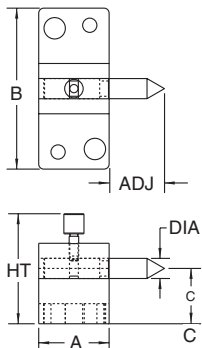
Part no.	THD	DIA	HT	A	B	C	Price
R-CTB-25-6	M6	25.5 mm	6.4 mm	85.7 mm	38.1 mm	31.8 mm	\$67.00
R-CTB-25-8	M8	25.5 mm	6.4 mm	85.7 mm	38.1 mm	31.8 mm	\$66.75
R-CTB-1-20	¼-20	1.01 in	0.25 in	3.37 in	1.5 in	1.25 in	\$66.75

### Centers

For holding cylindrical parts at each end on their inside diameters.



R-CC-6



Part no.	THD	DIA	HT	A	B	C	ADJ	Price
R-CC-6	M4/M6/ ¼-20	6.4 mm/ 0.25 in	38 mm/ 1.5 in	22.2 mm/ 0.88 in	50.8 mm/ 2.0 in	20 mm/ 1.10 in	16 mm/ 0.63 in	\$181.00
R-CC-13	M4/M6/ M8/ ¼-20	12.7 mm/ 0.50 in	50.2 mm/ 1.98 in	38.1 mm/ 1.5 in	63.5 mm/ 2.5 in	25 mm/ 1.48 in	38 mm/ 1.5 in	\$236.00
R-CC-25	M4/M6/ M8/ ¼-20	25.4 mm/ 1.0 in	69.2 mm/ 2.73 in	50.8 mm/ 2.0 in	76.2 mm/ 2.0 in	35 mm/ 2.13 in	50 mm/ 1.97 in	\$267.00

Included: both male and female centering options; socket head cap screws.

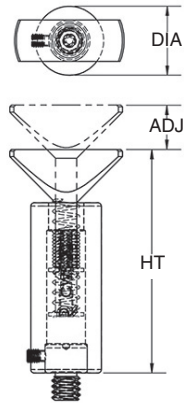
## Spring wedge clamp

Designed for securing parts using a downwards force, instead of using tension clamps.

Part no.	THD	HT	ADJ	DIA	Price
R-CWS-6	M6	51.9 mm	9.9 mm	15.9 mm	\$112.00
R-CWS-20	¼-20	1.97 in	0.39 in	0.63 in	\$123.00



R-CWS-6



## Micro sliding pusher clamp

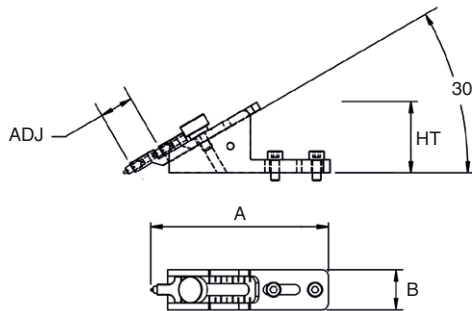
For securing small and delicate parts using a spring pointed Delrin® tip, with minimum force and contact.

Part no.	THD	HT	A	B	ADJ	Price
R-CPSM-4	M4	29 mm	103 mm	19 mm	25 mm	\$140.00

N.B. Includes socket head cap screws and washers.



R-CPSM-4



## Micro center

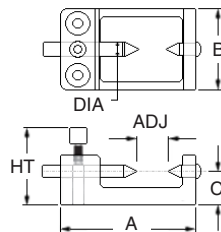
Has adjustability to hold cylindrical parts up to 26 mm in length and 25.5 mm in diameter.

Part no.	THD	A	B	C	ADJ	Price
R-CMC-4	M4	50.8 mm	31.8 mm	12.7 mm	26 mm	\$153.00

N.B. Includes socket head cap screws and washers.



R-CMC-4





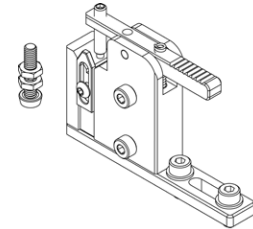
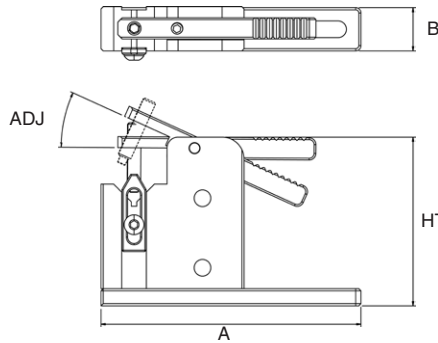
### Micro V spring clamp

The clamp has an adjustable spring arm for different diameter parts and also an adjustable end stop (two interchangeable feet are included).

Part no.	THD	HT	A	B	ADJ	Price
R-CSVM-4	M4	48.5 mm	75 mm	12.4 mm	0-24°	\$188.00



R-CSVM-4



INTERCHANGEABLE FEET

### 3-jaw clamp

For holding round parts at one end or in the middle, allowing the probe around the part without interference.

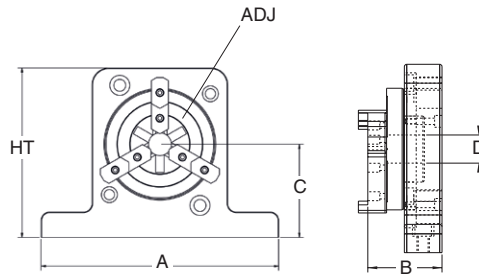
Part no.	THD	HT	A	B	C	D	ADJ	Price
R-CJ-3	M6/ M8/ ¼-20	127 mm/ 5 in	178 mm/ 7 in	56.3 mm/ 2.22 in	70 mm/ 2.75 in	19 mm/ 0.75 in	1.5 mm– 64.5 mm	\$394.00

Included: socket head cap screws.

OD Min = 1.5 mm, OD Max = 64 mm, ID Min = 47 mm, ID Max = 64



R-CJ-3



### Rotating 3-jaw clamp

For clamping on inner and outer diameter of part, locking into position then rotated to a marked increment. Not intended for checking part run-out.

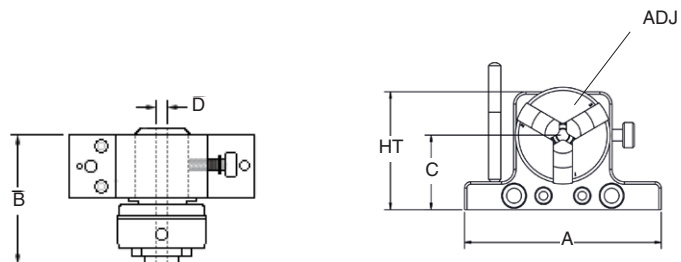
Part no.	THD	HT	A	B	C	D	ADJ	Price
R-CJR-3	M4/ M6/ ¼-20	60 mm/ 2.38 in	102 mm/ 4 in	70 mm/ 2.76 in	38 mm/ 1.5 in	6.4 mm	1 mm– 63 mm	\$283.00

Included: socket head cap screws and chuck keys.

OD Min = 1.5 mm, OD Max = 27 mm, ID Min = 16 mm, ID Max = 55



R-CJR-3



## Rotational angle vise

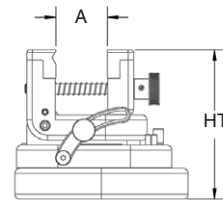
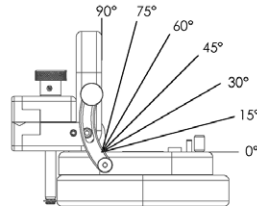
Provides quick, convenient staging for a variety of parts, can be mounted directly on the rails of your comparator. Pivot range from 0 to 90° and rotational range of 360°.

Part no.	THD	HT	A (jaws)	Price
R-CRAV	M4/M6/¼-20	91.8 mm/3.64 in	31.5 mm/1.24 in	\$1,024.00

N.B. Dovetail nuts not included as standard.



R-CRAV



## Spring pusher standoff clamp

Designed for fixturing small parts in tight or compact space. Ideal for positioning parts and for profile clamping.

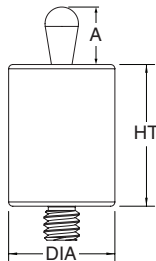
Part no.	THD	DIA	HT	A	Price
R-CSPS-1210-4	M4	12 mm	10 mm	4 mm	\$48.25
R-CSPS-1515-4	M4	15 mm	15 mm	6.7 mm	\$50.50
R-CSPS-1925-6	M6	19 mm	25 mm	10.7 mm	\$53.75
R-CSPS-1925-8	M8	19.1 mm	25 mm	11 mm	\$53.75
R-CSPS-751-20	¼-20	0.75 in	1.0 in	0.42 in	\$54.50



R-CSPS-1210-4



R-CSPS-1925-6



## CMM plate clamp

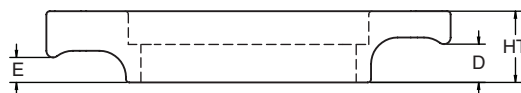
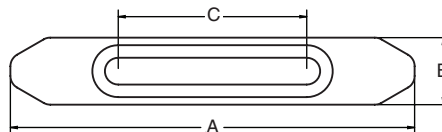
Non-marking clamp for securing 13 mm and 19 mm thick plates to a CMM. Includes screws for M8, M10 and M12 inserts.

Part no.	THD	HT	A	B	C	D	E	Price
R-CPC-190	M8/M10/ M12	34 mm	193 mm	32 mm	90 mm	18.3 mm	11.9 mm	\$47.25

N.B. Set of 2.



R-CPC-190



### Adjustable angle slide

Hold and secure cylindrical/tubular parts at a specific angle. Available with six different female/male removable centering pin options for different length parts allowing for maximum access.



R-CCAS

Part no.	THD	ADJ HT	WIDTH	DPTH	ADJ L	MAX DIA	Price
R-CCAS	M4/ 1/4-20	0-30°	155 mm/ 6.13 in	50 mm/ 2 in	73 mm/ 2.89 in	29 mm/ 1.14 in	\$585.00

### Hold down clamp

For more clamping force.



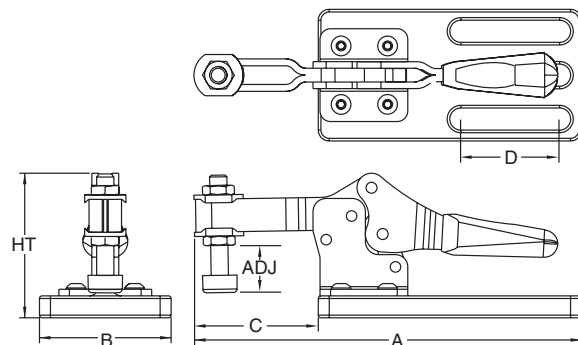
R-CH-89-6



R-CH-133-6

Part no.	THD	HT	A	B	C	D	ADJ	Price
R-CH-89-6	M6	41.8 mm	125.3 mm	38.1 mm	35.3 mm	28.6 mm	12.7 mm	\$75.00
R-CH-133-6	M6	49.9 mm	139.4 mm	38.1 mm	49.4 mm	28.6 mm	7.9 mm	\$71.25
R-CH-89-8	M8	41.8 mm	124.2 mm	38.1 mm	35.3 mm	30 mm	12.7 mm	\$77.75
R-CH-133-8	M8	49.9 mm	137.9 mm	38.1 mm	49 mm	30 mm	7.9 mm	\$73.50
R-CH-350-20	1/4-20	1.64 in	4.89 in	1.5 in	1.39 in	1.13 in	0.5 in	\$76.75
R-CH-525-20	1/4-20	1.96 in	5.43 in	1.5 in	1.93 in	1.13 in	0.31 in	\$73.50

Included: socket head cap screws and washers.



# Magnets

## Magnet

For holding steel or iron parts.



Part no.	THD	DIA	HT	Price
R-M-6-4	M4	6.4 mm	25 mm	\$29.25
R-M-13-4	M4	12.7 mm	25 mm	\$36.00
R-M-13-6	M6	12.7 mm	25 mm	\$32.25
R-M-19-6	M6	19.1 mm	25 mm	\$38.50
R-M-25-6	M6	25.4 mm	25 mm	\$42.25
R-M-32-6	M6	31.8 mm	25 mm	\$54.00
R-M-13-8	M8	12.7 mm	25 mm	\$37.25
R-M-19-8	M8	19.1 mm	25 mm	\$38.75
R-M-25-8	M8	25.4 mm	25 mm	\$43.25
R-M-32-8	M8	31.8 mm	25 mm	\$55.75
R-M-50-20	1/4-20	0.5 in	1.0 in	\$31.50
R-M-75-20	1/4-20	0.75 in	1.0 in	\$33.75
R-M-1-20	1/4-20	1.0 in	1.0 in	\$44.25
R-M-125-20	1/4-20	1.25 in	1.0 in	\$52.75

## Pin magnet

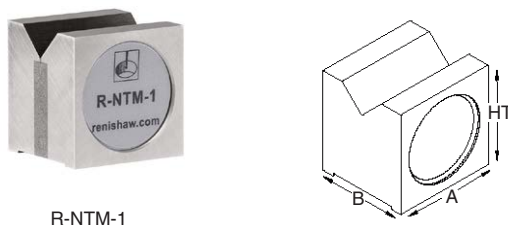
For holding and locating steel or iron parts.



Part no.	THD	DIA	HT	A	B	Price
R-MP-6-4	M4	6.4 mm	25 mm	3.8 mm	1.6 mm	\$63.00
R-MP-13-4	M4	12.7 mm	25 mm	3.8 mm	3.2 mm	\$69.75
R-MP-13-6	M6	12.7 mm	25 mm	3.8 mm	3.2 mm	\$70.25
R-MP-19-6	M6	19.1 mm	25 mm	3.8 mm	3.2 mm	\$76.75
R-MP-25-6	M6	25.4 mm	25 mm	3.8 mm	3.2 mm	\$78.75
R-MP-13-8	M8	12.7 mm	25 mm	3.8 mm	3.2 mm	\$70.25
R-MP-19-8	M8	19.1 mm	25 mm	3.8 mm	3.2 mm	\$76.75
R-MP-25-8	M8	25.4 mm	25 mm	3.8 mm	3.2 mm	\$78.75
R-MP-50-20	1/4-20	0.5 in	1.0 in	0.15 in	0.13 in	\$61.25
R-MP-75-20	1/4-20	0.75 in	1.0 in	0.15 in	0.13 in	\$73.50
R-MP-1-20	1/4-20	1.0 in	1.0 in	0.15 in	0.13 in	\$77.00

## Magnetic mini V block

Designed to hold ferrous cylindrical parts in a V, without the need for additional tension clamps.



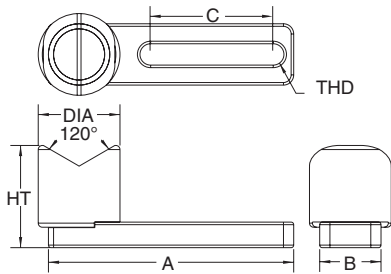
Part no.	HT	A	B	Price
R-NTM-1	27.9 mm/1.1 in	27.9 mm/1.1 in	24.9 mm/1.1 in	\$347.00

## V magnet with base

For holding round and tubular parts.



R-MVB-25-6



Part no.	THD	DIA	HT	A	B	C	Price
R-MVB-13-6	M6	12.7 mm	31.4 mm	76.2 mm	19.1 mm	38.1 mm	\$115.00
R-MVB-19-6	M6	19.1 mm	31.4 mm	76.2 mm	19.1 mm	38.1 mm	\$118.00
R-MVB-25-6	M6	25.4 mm	31.4 mm	76.2 mm	19.1 mm	38.1 mm	\$123.00
R-MVB-32-6	M6	31.8 mm	31.4 mm	76.2 mm	19.1 mm	38.1 mm	\$141.00
R-MVB-19-8	M8	19.1 mm	31.4 mm	76.2 mm	19.1 mm	38.1 mm	\$117.00
R-MVB-25-8	M8	25.4 mm	31.4 mm	76.2 mm	19.1 mm	38.1 mm	\$121.00
R-MVB-32-8	M8	31.8 mm	31.4 mm	76.2 mm	19.1 mm	38.1 mm	\$140.00
R-MVB-50-20	¼-20	0.5 in	1.25 in	3.0 in	0.75 in	1.5 in	\$113.00
R-MVB-75-20	¼-20	0.75 in	1.25 in	3.0 in	0.75 in	1.5 in	\$116.00
R-MVB-1-20	¼-20	1.0 in	1.25 in	3.0 in	0.75 in	1.5 in	\$121.00
R-MVB-125-20	¼-20	1.25 in	1.25 in	3.0 in	0.75 in	1.5 in	\$140.00

Included: socket head cap screws, thumb screws and washers.

## V magnet

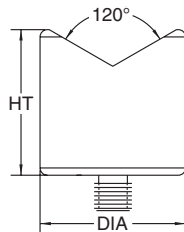
For holding cylindrical parts and bent tubing.



R-MV-13-6



R-MV-25-8



Part no.	THD	DIA	HT	Price
R-MV-13-6	M6	12.7 mm	25 mm	\$68.25
R-MV-19-6	M6	19.1 mm	25 mm	\$89.25
R-MV-25-6	M6	25.4 mm	25 mm	\$96.25
R-MV-32-6	M6	31.8 mm	25 mm	\$115.00
R-MV-13-8	M8	12.7 mm	25 mm	\$68.25
R-MV-19-8	M8	19.1 mm	25 mm	\$89.25
R-MV-25-8	M8	25.4 mm	25 mm	\$94.50
R-MV-32-8	M8	31.8 mm	25 mm	\$114.00
R-MV-50-20	¼-20	0.5 in	1.0 in	\$67.50
R-MV-75-20	¼-20	0.75 in	1.0 in	\$80.50
R-MV-1-20	¼-20	1.0 in	1.0 in	\$86.75
R-MV-125-20	¼-20	1.25 in	1.0 in	\$104.75

## Miscellaneous

### Cone

To rest a part on a rounded point for single-point contact.



Part no.	THD	DIA	HT	Material	Price
R-RCD-6	M6	15.9 mm	12.7 mm	Delrin®	\$9.50
R-RCS-6	M6	15.9 mm	12.7 mm	Steel	\$13.25
R-RCA-6	M6	25.4 mm	19.1 mm	Aluminum	\$26.00
R-RCD-8	M8	15.9 mm	12.7 mm	Delrin®	\$9.50
R-RCS-8	M8	15.9 mm	12.7 mm	Steel	\$13.25
R-RCA-8	M8	25.4 mm	19.1 mm	Aluminum	\$26.00
R-RCS-25-8	M8	25.4 mm	19.1 mm	Steel	\$29.00
R-RCS-50-12	M12	50 mm	40 mm	Steel	\$58.75
R-RCD-20	¼-20	0.63 in	0.5 in	Delrin®	\$7.25
R-RCS-20	¼-20	0.63 in	0.5 in	Steel	\$13.50
R-RCA-20	¼-20	1.0 in	0.75 in	Aluminum	\$24.50

### Resting pin

To rest a part on a rounded point.



Part no.	THD	DIA	HT	Material	A	Price
R-RPD-4	M4	6.4 mm	5 mm	Delrin®	1.6 mm	\$17.00
R-RPA-4	M4	6.4 mm	5 mm	Aluminum	1.6 mm	\$10.50
R-RPD-6	M6	9.5 mm	10 mm	Delrin®	1.9 mm	\$17.00
R-RPS-6	M6	9.5 mm	10 mm	Steel	1.9 mm	\$11.00
R-RPD-20	¼-20	0.38 in	0.38 in	Delrin®	0.08 in	\$17.00
R-RPS-20	¼-20	0.38 in	0.38 in	Steel	0.08 in	\$11.00

### Wedge stop

The wedge stops, typically used in pairs, will locate and hold down a part plus restrict the part from lifting.

Part no.	THD	DIA	A	B	Material	Price
R-WS-1010-4	M4	10 mm	15 mm	4.7 mm	Aluminum	\$26.75
R-WS-915-6	M6	14.5 mm	6.4 mm	19.1 mm	Steel	\$29.75
R-WS-37550-20	¼-20	0.57 in	0.25 in	0.75 in	Steel	\$33.00



## Screws and adapters

Component replacement parts.



AATK-6    AATS-20    AATS-14    ATS-4    AAS-6

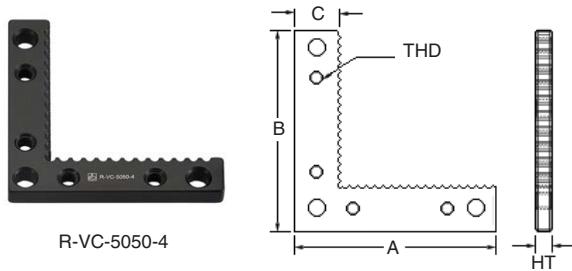
Part no.	THD	DIA	HT	Price
Thumb screw				
AATK-6	M6	12 mm	20 mm	\$2.50
AATK-20	¼-20	0.32 in	0.35 in	\$2.50
Screw				
AATS-14	M3	6 mm	15 mm	\$6.50
AATS-20	M3	6 mm	20 mm	\$8.00
ATS-4	M4	13 mm	15 mm	\$8.75
Adapter				
AAS-4	M4	8 mm	15 mm	\$9.00
AAS-6	M6	8 mm	15 mm	\$9.00
AAS-8	M8	11 mm	17 mm	\$8.50
AAS-20	¼-20	0.83 in	1.1 in	\$8.00

## Corner viewer

For allowing a part to be located in a corner. The serrations allow backlighting along the sides of the part.

Part no.	THD	HT	A	B	C	Price
R-VC-5050-4	M4	5 mm	50 mm	50 mm	10 mm	\$50.75
R-VC-7575-6	M6	7 mm	82.6 mm	82.6 mm	19 mm	\$57.75
R-VC-33-20	¼-20	0.25 in	3.25 in	3.25 in	0.75 in	\$60.50

Included: socket head cap screws.



R-VC-5050-4

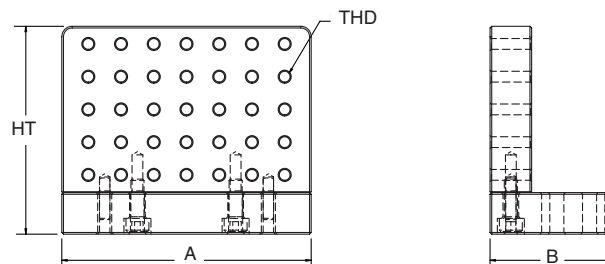
## Vertical base plate

For holding components vertically.

Part no.	THD	HT	A	B	Price
R-PCV-507540-10-4	M4	63.5 mm	76.2 mm	38.1 mm	\$138.00



R-PCV-507540-10-4



## Micro V block

For holding small cylindrical parts.

Part no.	HT	WIDTH	DPTH	Price
R-VMB-20510	10 mm/0.39 in	20 mm/0.79 in	5 mm/0.2 in	\$74.50

N.B. Set of 2.



R-VMB-20510

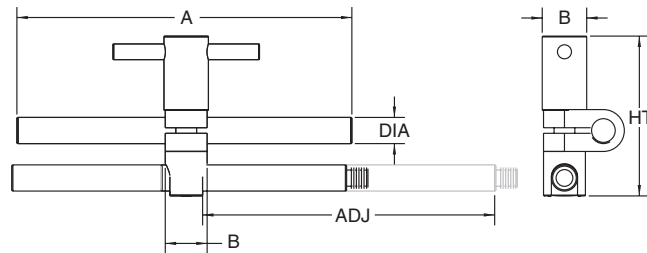
## Adjustable T-arm

To support a part on its side.

Part no.	THD	DIA	HT	A	B	ADJ	Price
R-AT-6	M6	7.8 mm	52 mm	100 mm	12.7 mm	89 mm	\$66.25



R-AT-6



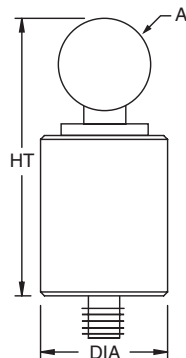
## Tooling ball

For referencing CMM co-ordinates to a program or part.

Part no.	THD	DIA	HT	A	Price
R-STB-13-6	M6	19.1 mm	41.5 mm	12.7 mm	\$75.00
R-STB-13-8	M8	19.1 mm	41.5 mm	12.7 mm	\$74.00
R-STB-50-20	¼-20	0.75 in	1.6 in	0.5 in	\$68.75



R-STB-13-6





### Metrology table adapter plate

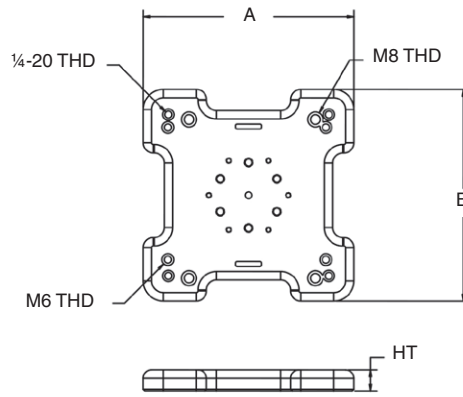
Allows for fitment of any Faro, Romer or Nikon portable CMMs to any Renishaw fixture base plate or metrology table base plate.

Part no.	THD	HT	A	B	Price
R-PAACU	M6/M8/¼-20	20 mm/ 0.79 in	200 mm/ 7.87 in	200 mm/ 7.87 in	\$239.00

Included: socket head cap screws, thumb screws and washers.



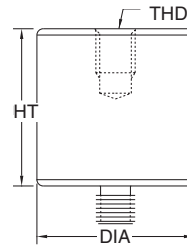

R-PAACU



# Standoffs

## Standoff

To elevate and locate a part. Available to order in M4, M6, M8, M12 and 1/4-20 thread sizes. Component information continues on the following page.



Part no.	THD	DIA	HT	Price
<b>M4 standoffs</b>				
R-S-65-4*	M4	6 mm	5 mm	\$12.50
R-S-610-4*	M4	6 mm	10 mm	\$12.50
R-S-615-4*	M4	6 mm	15 mm	\$15.00
R-S-620-4*	M4	6 mm	20 mm	\$13.75
R-S-625-4*	M4	6 mm	25 mm	\$13.75
R-S-95-4*	M4	9 mm	5 mm	\$12.75
R-S-910-4	M4	9 mm	10 mm	\$12.75
R-S-915-4	M4	9 mm	15 mm	\$15.25
R-S-920-4	M4	9 mm	20 mm	\$14.50
R-S-925-4	M4	9 mm	25 mm	\$14.50
R-S-950-4	M4	9 mm	50 mm	\$17.50
R-S-125-4	M4	12 mm	5 mm	\$13.25
R-S-1210-4	M4	12 mm	10 mm	\$13.75
R-S-1215-4	M4	12 mm	15 mm	\$14.75
R-S-1220-4	M4	12 mm	20 mm	\$15.75
R-S-1225-4	M4	12 mm	25 mm	\$16.75
R-S-1250-4	M4	12 mm	50 mm	\$18.50

N.B. M4 standoffs are made of aluminum.

\* = does not have a threaded top.

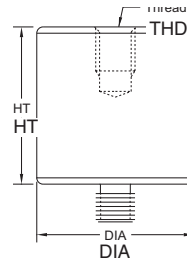
Part no.	THD	DIA	HT	Price
<b>M6 standoffs</b>				
R-S-610-6*	M6	6 mm	10 mm	\$12.50
R-S-625-6*	M6	6.4 mm	25 mm	\$13.75
R-S-95-6*	M6	9 mm	5 mm	\$12.75
R-S-910-6	M6	9.5 mm	10 mm	\$12.75
R-S-915-6	M6	9.5 mm	15 mm	\$15.25
R-S-920-6	M6	9.5 mm	20 mm	\$14.50
R-S-925-6	M6	9.5 mm	25 mm	\$14.50
R-S-1310-6	M6	13 mm	10 mm	\$11.75
R-S-1315-6	M6	12.7 mm	15 mm	\$12.75
R-S-1320-6	M6	12.7 mm	20 mm	\$13.25
R-S-1325-6	M6	12.7 mm	25 mm	\$13.50
R-S-1350-6	M6	12.7 mm	50 mm	\$12.75
R-S-13100-6	M6	12.7 mm	100 mm	\$16.50
R-S-13150-6	M6	12.7 mm	150 mm	\$22.00
R-S-1910-6	M6	19 mm	10 mm	\$12.25
R-S-1915-6	M6	19.1 mm	15 mm	\$12.50
R-S-1920-6	M6	19.1 mm	20 mm	\$13.25
R-S-1925-6	M6	19.1 mm	25 mm	\$13.75
R-S-1950-6	M6	19.1 mm	50 mm	\$14.75
R-S-19100-6	M6	19.1 mm	100 mm	\$15.25
R-S-19150-6	M6	19.1 mm	150 mm	\$22.50
R-S-2515-6	M6	25.4 mm	15 mm	\$11.50
R-S-2520-6	M6	25 mm	20 mm	\$12.75
R-S-2525-6	M6	25.4 mm	25 mm	\$13.25
R-S-2550-6	M6	25.4 mm	50 mm	\$14.50
R-S-25100-6	M6	25.4 mm	100 mm	\$15.75
R-S-25150-6	M6	25.4 mm	150 mm	\$25.25
R-S-3825-6	M6	38.1 mm	25 mm	\$21.00
R-S-3850-6	M6	38 mm	50 mm	\$26.25
R-S-38150-6	M6	38.1 mm	150 mm	\$47.25

N.B. M6 standoffs are made of steel.

\* = does not have a threaded top.

## Standoff continued

To elevate and locate a part. Available to order in M4, M6, M8, M12 and 1/4-20 thread sizes.



Part no.	THD	DIA	HT	Price
<b>M8 standoffs</b>				
R-S-1315-8	M8	12.7 mm	15 mm	\$12.75
R-S-1320-8	M8	12.7 mm	20 mm	\$13.25
R-S-1325-8	M8	12.7 mm	25 mm	\$13.50
R-S-1350-8	M8	12.7 mm	50 mm	\$12.50
R-S-13100-8	M8	12.7 mm	100 mm	\$16.75
R-S-1915-8	M8	19.1 mm	15 mm	\$13.25
R-S-1920-8	M8	19.1 mm	20 mm	\$13.25
R-S-1925-8	M8	19.1 mm	25 mm	\$13.75
R-S-1950-8	M8	19.1 mm	50 mm	\$14.75
R-S-19100-8	M8	19.1 mm	100 mm	\$15.75
R-S-19150-8	M8	19.1 mm	150 mm	\$23.00
R-S-2520-8	M8	25.4 mm	20 mm	\$13.25
R-S-2525-8	M8	25.4 mm	25 mm	\$15.25
R-S-2550-8	M8	25.4 mm	50 mm	\$14.50
R-S-25100-8	M8	25.4 mm	100 mm	\$15.75
R-S-25150-8	M8	25.4 mm	150 mm	\$25.25
R-S-3825-8	M8	38.1 mm	25 mm	\$21.25
R-S-3850-8	M8	38.1 mm	50 mm	\$26.25
R-S-38150-8	M8	38.1 mm	150 mm	\$47.25

N.B. M8 standoffs are made of steel.

Part no.	THD	DIA	HT	Price
<b>M12 standoffs</b>				
R-S-3825-12	M12	38 mm	25 mm	\$35.00
R-S-3850-12	M12	38 mm	50 mm	\$40.00
R-S-5025-12	M12	50 mm	25 mm	\$40.50
R-S-5050-12	M12	50 mm	50 mm	\$53.75
R-S-50100-12	M12	50 mm	100 mm	\$74.00
R-S-50200-12	M12	50 mm	200 mm	\$93.00
R-S-50300-12	M12	50 mm	300 mm	\$127.00

N.B. M12 standoffs are made of steel.

Part no.	THD	DIA	HT	Price
<b>1/4-20 standoffs</b>				
R-S-2550-20*	1/4-20	0.25 in	0.5 in	\$14.00
R-S-251-20*	1/4-20	0.25 in	1.0 in	\$15.00
R-S-37525-20*	1/4-20	0.375 in	0.25 in	\$13.50
R-S-37550-20	1/4-20	0.375 in	0.5 in	\$11.25
R-S-37575-20	1/4-20	0.375 in	0.75 in	\$12.75
R-S-3751-20	1/4-20	0.375 in	1.0 in	\$13.50
R-S-5025-20*	1/4-20	0.5 in	0.25 in	\$16.25
R-S-5050-20	1/4-20	0.5 in	0.5 in	\$12.00
R-S-5075-20	1/4-20	0.5 in	0.75 in	\$11.00
R-S-501-20	1/4-20	0.5 in	1.0 in	\$11.75
R-S-502-20	1/4-20	0.5 in	2.0 in	\$12.75
R-S-504-20	1/4-20	0.5 in	4.0 in	\$16.00
R-S-506-20	1/4-20	0.5 in	6.0 in	\$19.50
R-S-7550-20	1/4-20	0.75 in	0.5 in	\$12.00
R-S-7575-20	1/4-20	0.75 in	0.75 in	\$12.00
R-S-751-20	1/4-20	0.75 in	1.0 in	\$12.50
R-S-752-20	1/4-20	0.75 in	2.0 in	\$12.50
R-S-754-20	1/4-20	0.75 in	4.0 in	\$14.50
R-S-756-20	1/4-20	0.75 in	6.0 in	\$20.50
R-S-150-20	1/4-20	1.0 in	0.5 in	\$15.25
R-S-175-20	1/4-20	1.0 in	0.75 in	\$12.75
R-S-11-20	1/4-20	1.0 in	1.0 in	\$13.25
R-S-12-20	1/4-20	1.0 in	2.0 in	\$14.25
R-S-14-20	1/4-20	1.0 in	4.0 in	\$16.75
R-S-16-20	1/4-20	1.0 in	6.0 in	\$24.75
R-S-1501-20	1/4-20	1.5 in	1.0 in	\$20.75
R-S-1502-20	1/4-20	1.5 in	2.0 in	\$26.50
R-S-1506-20	1/4-20	1.5 in	6.0 in	\$52.00

\* = standoffs are made of steel.

## Delrin® standoff

To elevate and locate a part using a non-marring material.



R-SD-610-4 R-SD-910-4 R-SD-1325-6

Part no.	THD	DIA	HT	Price
R-SD-610-4*	M4	6 mm	10 mm	\$14.50
R-SD-910-4	M4	9 mm	10 mm	\$16.25
R-SD-1210-4	M4	12 mm	10 mm	\$17.50
R-SD-925-6	M6	9 mm	25 mm	\$16.25
R-SD-1325-6	M6	13 mm	25 mm	\$14.00
R-SD-1925-6	M6	19 mm	25 mm	\$15.25
R-SD-3751-20	¼-20	0.38 in	1.0 in	\$16.00
R-SD-501-20	¼-20	0.5 in	1.0 in	\$15.00
R-SD-751-20	¼-20	0.75 in	1.0 in	\$16.25

\* = does not have a threaded top.

## Pin standoff

To elevate and locate a part against the pin.




R-SP-910-4 R-SP-1325-8

Part no.	THD	DIA	HT	A	B	Price
R-SP-610-4	M4	6 mm	10 mm	2.5 mm	2 mm	\$15.50
R-SP-910-4	M4	9 mm	10 mm	2.5 mm	2 mm	\$15.75
R-SP-1210-4	M4	12 mm	10 mm	2.5 mm	2 mm	\$15.25
R-SP-610-6	M6	9.5 mm	10 mm	3.8 mm	1.6 mm	\$15.25
R-SP-910-6	M6	9.5 mm	10 mm	3.8 mm	1.6 mm	\$15.25
R-SP-1325-6	M6	12.7 mm	25 mm	3.8 mm	3.2 mm	\$16.25
R-SP-1925-6	M6	19.1 mm	25 mm	3.8 mm	3.2 mm	\$27.25
R-SP-2525-6	M6	25 mm	25 mm	3.8 mm	3.2 mm	\$26.25
R-SP-1325-8	M8	12.7 mm	25 mm	3.8 mm	3.2 mm	\$16.25
R-SP-1925-8	M8	19 mm	25 mm	3.8 mm	3.2 mm	\$25.25
R-SP-2525-8	M8	25.4 mm	25 mm	3.8 mm	3.2 mm	\$32.50
R-SP-501-20	¼-20	0.5 in	1.0 in	0.15 in	0.13 in	\$16.25
R-SP-751-20	¼-20	0.75 in	1.0 in	0.15 in	0.13 in	\$17.75
R-SP-2550-20	¼-20	0.38 in	0.5 in	0.15 in	0.06 in	\$15.75
R-SP-37550-20	¼-20	0.38 in	0.5 in	0.15 in	0.06 in	\$13.75
R-SP-11-20	¼-20	1.0 in	1.0 in	0.15 in	0.13 in	\$26.25

## Delrin® pin standoff

To elevate and locate a part against a pin using a non-marring material.

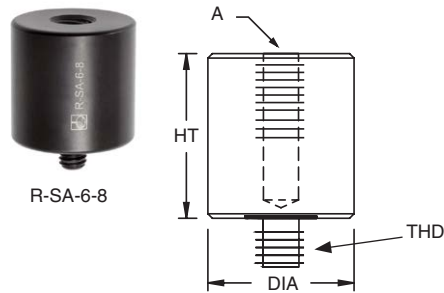


R-SPD-910-4 R-SPD-1325-6

Part no.	THD	DIA	HT	A	B	Price
R-SPD-910-4	M4	9 mm	10 mm	2.5 mm	2 mm	\$16.25
R-SPD-1325-6	M6	12.7 mm	25 mm	3.8 mm	3.2 mm	\$14.75
R-SPD-501-20	¼-20	0.5 in	1.0 in	0.15 in	0.13 in	\$16.50

## Standoff adapter


For step clamps and calibration sphere.



Part no.	THD	DIA	HT	A (top THD)	Price
R-SA-14-4	M4	19.1 mm	15 mm	¼-20	\$16.75
R-SA-6-4	M4	19.1 mm	15 mm	M6	\$15.50
R-SA-8-4	M4	19.1 mm	25 mm	M8	\$26.75
R-SA-4-6	M6	9.5 mm	15 mm	M4	\$14.75
R-SA-8-6	M6	25.4 mm	25 mm	M8	\$16.75
R-SA-10-6	M6	25.4 mm	25 mm	M10	\$26.75
R-SA-14-6	M6	25.4 mm	25 mm	¼-20	\$26.75
R-SA-6-8	M8	25.4 mm	25 mm	M6	\$18.50
R-SA-14-8	M8	25.4 mm/1.0 in	25 mm/0.98 in	¼-20	\$17.75
R-SA-10-8	M8	25.4 mm	25 mm	M10	\$37.75
R-SA-8-12	M12	25.4 mm	25 mm	M8	\$37.25
R-SA-4-20	¼-20	9.5 mm/0.375 in	12.7 mm/0.50 in	M4	\$15.75
R-SA-6-20	¼-20	25.4 mm/1.0 in	25.4 mm/1.0 in	M6	\$26.75
R-SA-8-20	¼-20	25.4 mm/1.0 in	25.4 mm/1.0 in	M8	\$16.00
R-SA-10-20	¼-20	25.4 mm/1.0 in	25.4 mm/1.0 in	M10	\$37.75
R-SA-12-58	5/8-11	50.8 mm/2.0 in	50 mm/1.97 in	M12	\$53.00

## 2-way and 4-way spring-loaded pin standoff

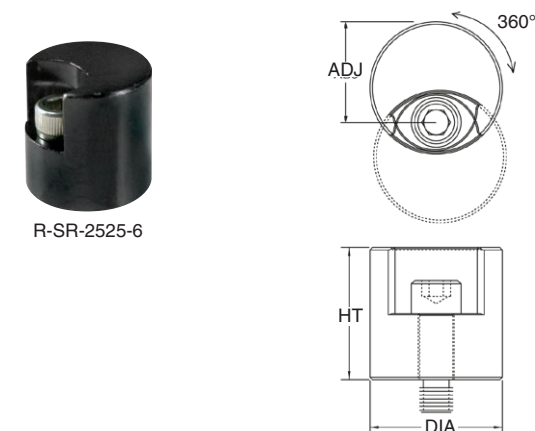
For locating within a hole or slot of a part.



Part no.	THD	DIA	HT	A	B	ADJ	Price
<b>2-way pins</b>							
R-S-1350-2W-6	M6	13 mm	50 mm	2 mm	9 mm	12.5 mm	\$127.00
R-S-2550-2W-6	M6	25 mm	50 mm	7 mm	19 mm	12.5 mm	\$120.00
R-S-2550-2W-8	M8	25 mm	50 mm	7.1 mm	19 mm	12.5 mm	\$120.00
R-S-502-2W-20	¼-20	0.50 in	2.0 in	0.08 in	0.35 in	0.50 in	\$126.00
R-S-12-2W-20	¼-20	1.0 in	2.0 in	0.28 in	0.75 in	0.50 in	\$118.00
<b>4-way pins</b>							
R-S-1350-4W-6	M6	13 mm	50 mm	2 mm	9 mm	12.5 mm	\$128.00
R-S-2550-4W-6	M6	25 mm	50 mm	7 mm	19 mm	12.5 mm	\$120.00
R-S-2550-4W-8	M8	25 mm	50 mm	7.1 mm	19 mm	12.5 mm	\$120.00
R-S-502-4W-20	¼-20	0.50 in	2.0 in	0.08 in	0.35 in	0.50 in	\$116.00
R-S-12-4W-20	¼-20	1.0 in	2.0 in	0.28 in	0.75 in	0.50 in	\$110.00

## Rotator standoff

To secure parts against stops/supports.




Part no.	THD	DIA	HT	ADJ	Price
R-SR-2525-6	M6	25 mm	25 mm	19 mm	\$65.25
R-SR-11-20	¼-20	1.0 in	1.0 in	0.76 in	\$68.75

## Suction cups

### Suction cup

For holding plastic, glass, polystyrene and other non-ferrous parts.



R-CS-20-6 R-CS-30-6 R-CS-50-6

Part no.	THD	DIA	HT	A	Price
R-CS-5-6	M6	18.8 mm	35 mm	5.7 mm	\$64.75
R-CS-10-6	M6	18.8 mm	45 mm	11 mm	\$60.50
R-CS-20-6	M6	31.5 mm	45 mm	22 mm	\$77.75
R-CS-30-6	M6	44.2 mm	65 mm	34 mm	\$84.00
R-CS-50-6	M6	69.6 mm	65 mm	53 mm	\$120.00
R-CS-5-20	¼-20	0.74 in	1.38 in	0.22 in	\$64.00
R-CS-10-20	¼-20	0.74 in	1.75 in	0.43 in	\$63.25
R-CS-20-20	¼-20	1.24 in	1.75 in	0.87 in	\$77.75
R-CS-30-20	¼-20	1.74 in	2.5 in	1.34 in	\$84.00
R-CS-50-20	¼-20	2.74 in	2.5 in	2.09 in	\$120.00

N.B. Requires R-CSH-MSC, available separately.

### Exposed suction cup

For holding contoured surfaces.



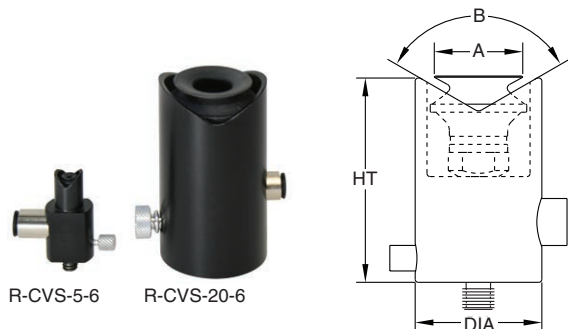
R-CES-10-6 R-CES-20-6 R-CES-30-6

Part no.	THD	DIA	HT	A	Price
R-CES-10-6	M6	18.8 mm	41.7 mm	11 mm	\$51.25
R-CES-20-6	M6	31.5 mm	49.4 mm	22 mm	\$57.00
R-CES-30-6	M6	31.5 mm	56.6 mm	34 mm	\$67.00
R-CES-50-6	M6	31.5 mm	66.6 mm	53 mm	\$84.00
R-CES-10-20	¼-20	0.74 in	1.64 in	0.43 in	\$51.25
R-CES-20-20	¼-20	1.24 in	1.94 in	0.87 in	\$53.50
R-CES-30-20	¼-20	1.24 in	2.23 in	1.34 in	\$63.00
R-CES-50-20	¼-20	1.24 in	2.26 in	2.09 in	\$84.00

N.B. Requires R-CSH-MSC, available separately.

### Suction V cup

For holding cylindrical tubes and shafts.



R-CVS-5-6 R-CVS-20-6

Part no.	THD	DIA	HT	A	B	Price
R-CVS-5-6	M6	19 mm	35 mm	5 mm	90°	\$83.75
R-CVS-10-6	M6	19 mm	41 mm	10 mm	120°	\$80.50
R-CVS-20-6	M6	31 mm	51 mm	20 mm	120°	\$99.75
R-CVS-30-6	M6	44 mm	76 mm	30 mm	120°	\$120.00
R-CVS-50-6	M6	70 mm	89 mm	50 mm	120°	\$166.00
R-CVS-5-20	¼-20	0.74 in	1.46 in	0.22 in	90°	\$84.25
R-CVS-10-20	¼-20	0.74 in	1.62 in	0.43 in	120°	\$80.50
R-CVS-20-20	¼-20	1.24 in	2.0 in	0.87 in	120°	\$99.75
R-CVS-30-20	¼-20	1.74 in	2.98 in	1.34 in	120°	\$120.00
R-CVS-50-20	¼-20	2.74 in	3.5 in	2.09 in	120°	\$174.00


N.B. Requires R-CSH-MSC, available separately.

### Vacuum pump

For suction cups with on/off valve, hose connector and quick disconnect.

Part no.	Description	Price
R-CSVP	Vacuum pump assembly	\$231.00

N.B. Requires R-CSH-MP, available separately.



R-CSVP

### Manifold

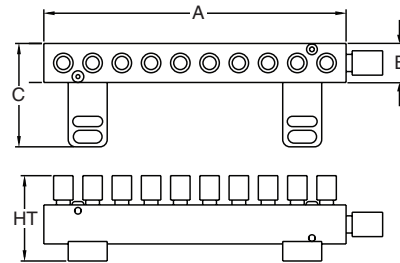
6-port or 10-port manifold can be used vertically or horizontally on base plate.

Part no.	Description	HT	A	B	C	Price
R-CSM-6P	6-port manifold	52 mm	121 mm	25 mm	67 mm	\$197.00
R-CSM-10P	10-port manifold	52 mm	197 mm	25 mm	67 mm	\$273.00

N.B. Requires R-CSH-MP and R-CSH-MSC, available separately.



R-CSM-10P



### Vacuum hose

Hose for connecting manifold to vacuum pump and to suction cups.

Part no.	Description	Price
R-CSH-MP	9.5 mm dia. hose to connect manifold to vacuum pump (sold per 1 m)	\$0.25
R-CSH-MSC	6.4 mm dia. hose to connect manifold to suction cups (sold per 1 m)	\$0.50



R-CSH-MSC

# Suction cup tray

For holding and organizing suction cups.



R-TCS-300200

Part no.	THD	HT	WIDTH	DPTH	Price
R-TCS-300200	M6	25.4 mm	304.8 mm	190.5 mm	\$152.00
R-TCS-300200	¼-20	1.0 in	12.0 in	7.5 in	\$152.00

N.B. Tray is compatible with both M6 or ¼-20 suction cup components.



## Towers

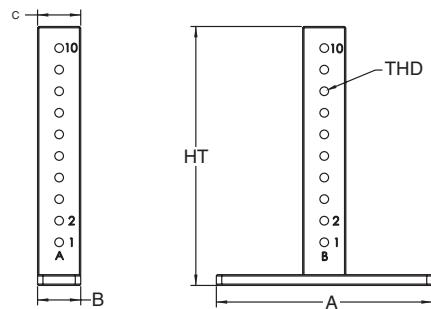
### Tower

To hold a part vertically.

Part no.	THD	HT	A	B	C	THD Rows	Price
R-T-2080-4	M4	80 mm	75 mm	20 mm	20 mm	2 / 1*	\$131.00
R-T-25150-6	M6	150 mm	127 mm	25 mm	25 mm	1	\$158.00
R-T-25300-6	M6	300 mm	127 mm	25 mm	25 mm	1	\$200.00
R-T-35300-6	M6	300 mm	152 mm	51 mm	35 mm	2	\$310.00
R-T-35450-6	M6	450 mm	152 mm	51 mm	35 mm	2	\$378.00
R-T-50600-6	M6	600 mm	152 mm	51 mm	50 mm	2	\$548.00
R-T-50750-6	M6	760 mm	152 mm	51 mm	50 mm	2	\$638.00
R-T-25150-8	M8	150 mm	127 mm	25 mm	25 mm	1	\$158.00
R-T-25300-8	M8	300 mm	127 mm	25 mm	25 mm	1	\$198.00
R-T-35300-8	M8	300 mm	152 mm	51 mm	35 mm	2 / 1*	\$387.00
R-T-35450-8	M8	450 mm	152 mm	51 mm	35 mm	2 / 1*	\$370.00
R-T-50600-8	M8	600 mm	152 mm	51 mm	50 mm	2	\$536.00
R-T-50750-8	M8	760 mm	152 mm	51 mm	50 mm	2	\$625.00
R-T-16-20	¼-20	6.0 in	5.0 in	1.0 in	1.0 in	1	\$139.00
R-T-112-20	¼-20	12.0 in	5.0 in	1.0 in	1.0 in	1	\$177.00
R-T-1512-20	¼-20	12.0 in	6.0 in	2.0 in	1.5 in	2	\$294.00
R-T-1518-20	¼-20	18.0 in	6.0 in	2.0 in	1.5 in	2	\$347.00
R-T-224-20	¼-20	24.0 in	6.0 in	2.0 in	2.0 in	2	\$539.00
R-T-230-20	¼-20	30.0 in	6.0 in	2.0 in	2.0 in	2	\$629.00

Included: socket head cap screws.

\* Two sides have two rows of holes and two sides have one row of holes in the center.



C

## Tower block with base

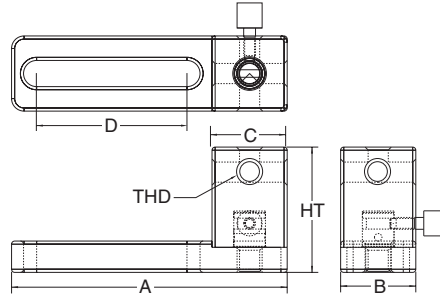
For positioning a component vertically to the part set-up. Can be used without the base to allow full rotation.



R-TB-2530-8

Part no.	THD	HT	A	B	C	D	Price
R-TB-1619-4	M4	26.4 mm	41.3 mm	15.9 mm	15.9 mm	15 mm	\$68.25
R-TB-2025-6	M6	35 mm	70 mm	20 mm	20 mm	35 mm	\$79.00
R-TB-2530-8	M8	40 mm	88.9 mm	25 mm	25 mm	45 mm	\$94.50
R-TB-751-20	¼-20	1.25 in	2.75 in	0.75 in	0.75 in	1.5 in	\$68.25


Included: socket head cap screws.



## Trays

### Large component tray

To hold and organize components.



R-TC-560500

Part no.	THD	HT	LNGTH	WDTH	Price
R-TC-560500	M6/M8/ ¼-20	25 mm/ 1 in	560 mm/ 21.5 in	500 mm/ 20 in	\$294.00

### Medium component tray

To hold and organize components.



R-TC-500200


Part no.	THD	HT	LNGTH	WDTH	Price
R-TC-500200	M6/M8/ ¼-20	25 mm/ 1 in	500 mm/ 20 in	200 mm/ 8 in	\$163.00

### Small component tray

To hold and organize components.



R-TC-300190-4



R-TC-300200

Part no.	THD	HT	LNGTH	WDTH	Price
<b>M4 component tray</b>					
R-TC-300190-4	M4	25 mm	300 mm	190 mm	\$131.00
<b>M6/M8 component tray</b>					
R-TC-300190-6	M6	25 mm	300 mm	190 mm	\$131.00
R-TC-300200*	M6/M8/ ¼-20	25 mm/ 1 in	300 mm/ 12 in	200 mm/ 8 in	\$152.00
<b>¼-20 component tray</b>					
R-TC-300190-20	¼-20	1 in	12 in	8 in	\$149.00

\*Designed to hold 1.5 in/38 mm dia. standoffs.



R-TC-300190-20

### Component storage box

Compartment box to hold and organize components.

Part no.	HT	LNGTH	WDTH	Price
R-BC10	40 mm	200 mm	135 mm	\$15.00



R-BC10

# Portable laser measurement and calibration

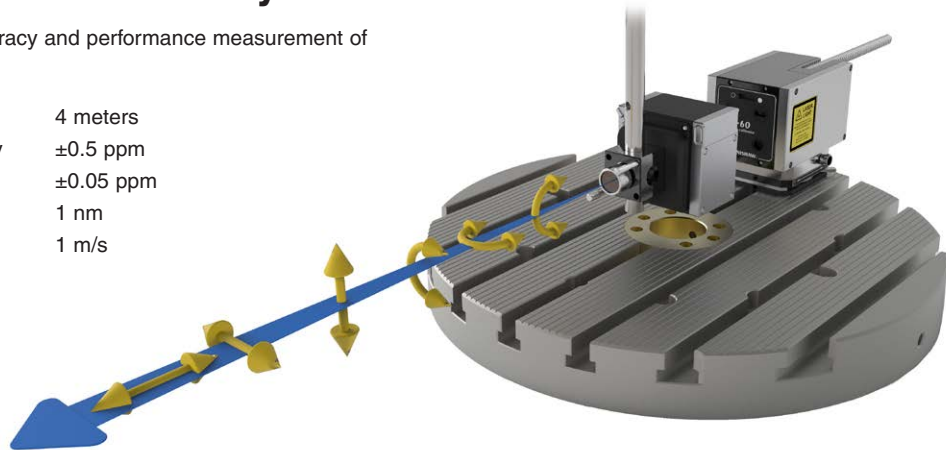


## Portable laser measurement and calibration

### XM multi-axis calibration systems

Used for comprehensive accuracy and performance measurement of any machine or system.

Linear measurement range	4 meters
Linear measurement accuracy	±0.5 ppm
Laser frequency accuracy	±0.05 ppm
Resolution	1 nm
Maximum travel velocity	1 m/s



#### XM-60



- 1 Laser unit
- 2 Launch unit
- 3 Receiver unit
- 4 Beam shroud
- 5 90 degree bracket
- 6 Receiver batteries
- 7 Battery charger
- 8 Magnetic base
- 9 Clamp block
- 10 M8 pillars
- 11 Spirit level
- 12 Cable clamp
- 13 Beam blocker

**Part number:** A-5103-3600

**Price:** \$129,625

**Part number:** A-5103-3600-XC\*

**Price:** \$139,702

#### XM-600



- 1 Laser unit
- 2 Launch unit
- 3 Receiver unit
- 4 Beam shroud
- 5 90 degree bracket
- 6 Receiver batteries
- 7 Battery charger
- 8 Magnetic base
- 9 Clamp block
- 10 M8 pillars
- 11 Spirit level
- 12 Cable clamp
- 13 PICS cable
- 14 Beam blocker

**Part number:** A-5103-4700

**Price:** \$160,140

**Part number:** A-5103-4700-XC\*

**Price:** \$170,217

**Note:** In addition to the parts shown above, the kits will also contain required cables and product quality documentation.

\* Includes XC-80 compensator

## XM components and accessories

### Fixture kit

- Includes:
- 1 Range of extrusions
  - 2 Lathe adaptor
  - 3 Steel mounting plate
  - 4 Extrusion alignment aids
  - 5 Extrusion connectors
  - 6 Magnets
  - 7 Allen drivers

**Part number:** A-5103-4620

**Price:** \$3,370



### XM power supply kit

**Part number:** A-5103-4370

**Price:** \$203



### XM battery tray

For holding the battery in the receiver unit of the XM systems.

**Part number:** A-5103-4480

**Price:** \$688



### Cable clip

For holding the fiber optic cable between the laser and launch units of the XM systems.

**Part number:** A-5103-4340

**Price:** \$315



### Vertical mount pin kit

These pins are used to give a rough starting alignment along the axis when attaching the laser to the mounting plate.

**Part number:** A-5103-4664

**Price:** \$95



### Receiver beam shroud

**Part number:** A-5103-4330

**Price:** \$62



### System case

**Part number:** A-5103-4360

**Price:** \$1,393



### Machine optics mounting kit

**Part number:** A-1333-0174

**Price:** \$932



### Mount plate kit assembly spare

**Part number:** A-5103-9070

**Price:** \$597





## Portable laser measurement and calibration

### XM components and accessories continued

#### Mounting pillar

Part number: M-8003-0470

Price: \$99



#### Spirit level circular

Part number: A-9908-0323

Price: \$35



#### Clamp block

Part number: A-8003-0262

Price: \$276



#### Magnetic base

Suitable for mounting optics and XL-80 laser head when fitted with A-9908-0760 magnetic base adaptor (sold in pairs).

Part number: A-9908-0780

Price: \$82



#### Battery Li-Polymer 3.7 V

High-power rechargeable lithium battery (three batteries supplied with each XR20).

Part number: A-9920-0330

Price: \$110



#### Battery charger and cables

Battery charger and a set of power cables for any territory (UK, Europe and USA).

Part number: A-9920-0320

Price: \$261



#### USB cable

Part number: A-9908-0286

Price: \$31



#### Horizontal translation stage

Part number: A-9954-2000


Price: \$1,409





## XK laser alignment system

Used for measuring and correcting machine alignment of castings, rails, axes, and spindles, including rotative elements.



## XK fixture kit



Ref	Item	Quantity
1	Launch plate	1
2	Extrusion	1 × 350 mm 1 × 250 mm 1 × 200 mm 2 × 150 mm
3	Hex drivers	Various sizes
4	Reference mount	1
5	Extrusion connectors	3 × linear 6 × perpendicular
6	Magnets	6
7	Extrusion alignment aids	3

### XK10 basic system and fixture kit

Part number: A-9936-0800 Price: \$44,625

### XK10 system and fixture kit

Part number: A-9936-0750 Price: \$55,335

### XK10 system with HDMI compatible tablet and fixture kit

Part number: A-9936-0753 Price: \$56,228

## XK components and accessories

### Fixture kit

#### Alignment target

Part number: A-9936-0600

Price: \$37



#### 90-degree transceiver bracket

Part number: A-9936-0604

Price: \$2,604



#### Transceiver spindle mount

Part number: A-9936-0605

Price: \$2,449



#### Rod tightening tool

Part number: A-9936-0610

Price: \$28



#### System case

Part number: A-9936-0615

Price: \$3,293



#### Base pin kit

Part number: A9936-0617

Price: \$1,174



#### Mounting post kit

Part number: A-9936-0618

Price: \$1,017



#### Power supply and cables

Part number: A-9936-0619

Price: \$1,839



**Magnet assembly**

**Part number :** A-9936-0611

**Price:** \$235



**Positioning disc**

**Part number:** A-9936-0612

**Price:** \$407



**Extrusion fixings kit**

**Part number:** A-5103-4649

**Price:** \$480



**Fixture kit case**

**Part number:** A-9936-0616

**Price:** \$516



**XK tripod mount kit**

**Part number:** A-9936-0170

**Price:** \$1,036



**XK tripod mount kit single**

**Part number:** A-9936-0171

**Price:** \$572



**XK10 parallelism kit**

Includes: Pentaprism/parallelism optic  
 Parallelism stage  
 Magnetic base  
 Target  
 Peli case

**Part number:** A-9936-0160

**Price:** \$7,676



**XK10 parallelism stage spare**

**Part number:** A-9936-0151

**Price:** \$2,174

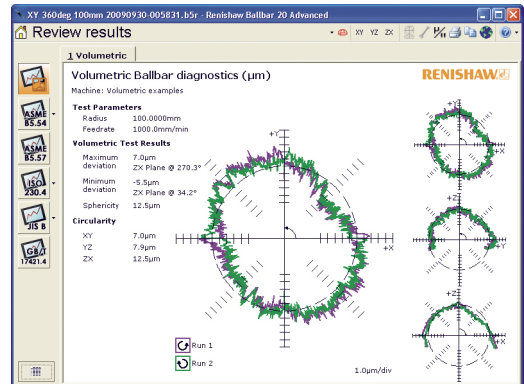

**XK10 parallelism case spare**

**Part number:** A-9936-0152

**Price:** \$653

# Portable laser measurement and calibration

## QC20 wireless ballbar



## QC20 ballbar kit with glass calibrator

The Renishaw QC20 ballbar contains a precision linear transducer of Renishaw's own design. Signal processing is carried out within the ballbar and data transmitted to a suitable PC using a Bluetooth® Class 2 module.

- Includes:
- QC20 wireless ballbar (and one CR2 battery)
  - Center pivot
  - Tool cup
  - Extension bars – 50 mm, 150 mm and 300 mm
  - Glass calibrator
  - System software (including manuals)
  - Setting ball
  - Machine validation cards
  - Calibration certificate
  - Bluetooth® adaptor
  - System carry case (the case includes cut-outs for the optional small circle and VTL adaptors)



**Part number:** A-8014-2510

**Price:** \$11,520

## QC10 trade-in for QC20

A complete working QC-10 kit can be traded in to obtain this special price on a complete QC20 kit.

**Part number:** A-8014-BB-TRADEIN

**Price:** \$7,738

## API, Heidenhain telescoping ballbar trade-in for QC20 kit with glass calibrator

A complete API or Heidenhain working ballbar kit can be traded in to obtain this special price on a complete QC20 kit.

**Part number:** SYS-QC-TRADEIN

**Price:** \$7,738

## QC20 ballbar upgrade kit

The lowest cost entry to QC20 use is with the QC20 upgrade kit. The kit includes a new ballbar, battery and BB20 software. The packaging fits directly into the later style aluminum framed case. Users with earlier plastic or wooden cases should purchase a new QC20 case separately (see below).

- Includes:
- QC20 wireless ballbar upgrade kit
    - QC20 wireless ballbar
    - Tool cup
    - System software (including manuals)
    - Setting ball
    - Machine validation cards
    - Calibration certificate
    - Foam tray (fits aluminum QC10 case only)
  - Partial arc test kit
  - Bluetooth® adaptor
  - 2nd spare battery



**Part number:** A-8014-BBUG

**Price:** \$5,480

## Portable laser measurement and calibration

### QC20 system carrying case

The new QC20 case has dedicated locations to carry the small circle accessory kit and VTL, and is lockable.

**Part number:** M-8014-1700

**Price:** \$393



### Small circle accessory kit (SCAK)

The small circle accessory kit is used with the QC20 ballbar to allow tests with a radius of 50 mm. The existing QC10 small circle accessory kit (SCAK) cannot be used with the QC20. The SCAK includes a 50 mm glass calibrator, calibration certificate and the small circle adaptor, which is supplied with an additional center ball already fitted.

If you already use the QC10 SCAK, just purchase the new adaptor, which is a simple screw mount to the QC20 body. You can retain your existing 50 mm glass calibrator (see QC20 spare parts overleaf).

**Part number:** A-8014-1540

**Price:** \$1,130



### VTL adaptor kit

The VTL adaptor is available for 2-axis CNC applications. This replaces the "tool cup" in the standard set-up and gives restricted movement of the center cup in a single axis, enabling typical 2-axis machines such as vertical turning lathes and laser cutting machines etc to benefit from QC20 ballbar diagnosis.

**Part number:** A-8014-0417

**Price:** \$360



### Lathe adaptor kit

The lathe adaptor kit allows you to perform 360°, 100 mm radius ballbar tests on a lathe. The kit consists of an arm assembly for attachment to the lathe turret and a spindle bar for attachment in the lathe spindle. Both arm and spindle include magnetic cups in which to locate the ballbar.

Includes:

- Lathe adaptor arm assembly
- Spindle bar assembly
- Spherical adaptor
- Center cup
- Cup screw (with magnetic cup)
- 5 mm long-arm hex key
- 3 mm hex key
- Set of user instructions
- Plastic carrying case

**Part number:** A-8014-0551

**Price:** \$1,315





## Ballbar TRACE kit \*

Ballbar TRACE is a new, time-based software package for the QC20 ballbar. The TRACE capture software is free of charge to existing QC20 users. An activation of XCal-View is needed for analysis. The flexibility of Ballbar TRACE opens up QC20 for many new applications, including 5-axis ballbar verification to ISO 10791-6 and static monitoring.

### TRACE kit with 25 mm straight shank \*

**Part number:** TRACE-1003      **Price:** \$1,043

### TRACE kit with ½ in straight shank \*

**Part number:** TRACE-1004      **Price:** \$1,043

### TRACE kit with 1 in straight shank \*

**Part number:** TRACE-1007      **Price:** \$1,043



## Ballbar TRACE individual parts

### XCal-View single user activation

For analysis of the captured TRACE data.

**Part number:** A-9925-0208      **Price:** \$528



### Ballbar centering device

Used to center the pillar/tool cup on the spindle for performing Ballbar TRACE measurements.

**Part number:** S-8BBR-0052      **Price:** \$166



### Tool kit

For adjusting the ballbar centering device.

**Part number:** A-4071-0060      **Price:** \$11



### Mounting pillar

For extending the tool cup down from the spindle.

**Part number:** M-8003-0470      **Price:** \$99



### Straight shank

Used to help mount centering device in the spindle.

**25 mm**    **Part number:** A-5625-1003      **Price:** \$239

**½ in**      **Part number:** A-5625-1004      **Price:** \$239

**1 in**      **Part number:** A-5625-1007      **Price:** \$239



\* TRACE kits vary only by accompanying shank. If multiple shanks are desired, order a single kit and the extra shanks individually.

## QC20 ballbar system spare parts



Item	Description	Part number
1	QC20 ballbar assembly (including balls)	A-8014-2520
2	QC20 system carrying case (not fully shown)	M-8014-1700
3	Transducer ball	A-8014-0182
4	Center cup	A-8014-0522
5	Center ball	A-8014-0141
6	Cover ring	A-8014-1592
7	Center pivot assembly	A-8014-1281
8	50 mm extension bar	A-8014-0231
9	150 mm extension bar	A-8014-0144
10	300 mm extension bar	A-8014-0145
11	Tool cup assembly	A-8014-0521
12	Setting ball	A-8014-1570
13	Tool cup extension	A-8014-1610
14	Glass calibrator	A-8014-0280
15	Spanner set	A-8014-1141
16	Lithium battery	A-8014-CR2
17	Battery end cap assembly	A-8014-1593
Not shown	Getting started DVD	A-8014-1285
Not shown	Validation card (minimum order quantity 10)	A-8014-VCAR
Not shown	Validation card holder (minimum order quantity 10)	A-8014-VCHD
Not shown	Ballbar20 software upgrade	A-8014-0717
Not shown	Cup cleaning kit	A-8014-0423

### Small circle accessory kit

Item	Description	Part number
18	50 mm glass calibrator	A-8014-0491
19	Small circle adaptor	A-8014-1560

### VTL adaptor kit

Item	Description	Part number
20	VTL adaptor kit	A-8014-0417

### Lathe kit (cannot be stored in system case)

Item	Description	Part number
Not shown	Cup screw assembly	A-8014-0552
Not shown	Spindle bar assembly	A-8014-0553
Not shown	Lathe kit case	M-8014-0538



## Glass calibrator

A glass calibrator is supplied with all QC20 kits and is used to calibrate the length of a ballbar. This type of calibrator is manufactured from a material which has a temperature expansion coefficient of almost zero.

**Part number:** A-8014-0280

**Price:** \$2,398



## Cover ring

The cover ring needs to be removed from the QC20 body before attaching the small circle adaptor.

**Part number:** A-8014-1592

**Price:** \$30



## Tool cup assembly

The condition of the phosphor bronze bearings in the tool cups affects the errors measured by the transducer. Tool cups cannot be repaired (if they are damaged they must be replaced).

**Part number:** A-8014-0521

**Price:** \$155



## Tool cup extension

The tool cup extension will provide the required clearances for conducting a vertical 220° partial arc test on a machine, for collet sizes up to ER40 (63 mm diameter collet nut). It has two different outer diameters, the smaller diameter is 12 mm and the larger diameter is 1/2 inch, to suit different collets.

**Part number:** A-8014-1610

**Price:** \$51



## Transducer ball

If a ball joint is dropped onto a hard surface, the ball sphericity may be affected, which will add to the errors measured by the ballbar system. If this happens, discard the ball joint and replace it with a new one, using the special spanner provided.

**Part number:** A-8014-0182

**Price:** \$172



## Battery end cap assembly

The battery end cap assembly is supplied with a center ball already fitted.

**Part number:** A-8014-1593

**Price:** \$243



## Center ball

If a ball joint is dropped onto a hard surface, the ball sphericity may be affected, which will add to the errors measured by the ballbar system. If this happens, discard the ball joint and replace it with a new one.

**Part number:** A-8014-0141

**Price:** \$172



## QC20 spare parts continued

### Center pivot assembly

The magnetic center pivot assembly has a clamping mechanism that can be locked/unlocked by pulling the lever to the horizontal/vertical position. The center pivot assembly is supplied with a center cup fitted.

**Part number:** A-8014-1281

**Price:** \$576



### Center cup

The condition of the phosphor bronze bearings in the center cups affects the errors measured by the transducer. Center cups cannot be repaired (if they are damaged they must be replaced).

**Part number:** A-8014-0522

**Price:** \$195



### Setting ball

The setting ball is placed into the center mount cup when setting the zero coordinates for a test.

**Part number:** A-8014-1570

**Price:** \$59



### Extension bars

By assembling the ballbar with different combinations of extension bars, it is possible to carry out ballbar tests with 100, 150, 250, 300, 400, 450, 550 or 600 mm radii.

**Length 50 mm**

**Part number:** A-8014-0231

**Price:** \$234

**Length 150 mm**

**Part number:** A-8014-0144

**Price:** \$281

**Length 300 mm**

**Part number:** A-8014-0145

**Price:** \$381



### Spanner set

The C spanners can be used to ensure the screw joints on the ballbar (including any extension bars) are not loose and the screw joints on the tool cup extension (if used) are tight. The battery end cap spanner is designed to securely hold the battery end cap when unscrewing the center ball.

**Part number:** A-8014-1141

**Price:** \$20



### Spherical adaptor

This adaptor is for use with the lathe kit to set in as the stationary cup.

**Part number:** A-8014-1565

**Price:** \$77

### 30 mm small circle adaptor

Used to run a ballbar test with a 30 mm radius. The ballbar is still physically 130 mm in length but the measurement takes place in the 30 mm section provided by the adaptor.

**Part number:** A-8014-1272

**Price:** \$242



## Validation card

Double-sided card for recording ballbar test results and displaying on the tested machine (insert into card holder below).

**Note:** Pack of 10.

**Part number:** A-8014-VCAR

**Price:** \$8



## Validation card holder

Plastic wallet with self-adhesive back to attach to the machine.

**Note:** Pack of 10.

**Part number:** A-8014-VCHD

**Price:** \$8

## Cup cleaning kit

The tool cups are magnetic and may attract steel swarf and chips into the cup during use. Clear any swarf from the cups before storing them away with the cleaning kit.

**Part number:** A-8014-0423

**Price:** \$23



## 50 mm glass calibrator (small circle accessory kit)

The 50 mm glass calibrator includes a calibration certificate.

**Part number:** A-8014-0491

**Price:** \$805



## Small circle adaptor (small circle accessory kit)

The small circle adaptor is supplied with an additional center ball already fitted. The adaptor is a simple screw fitting to the main ballbar body.

**Part number:** A-8014-1560

**Price:** \$348



## Spindle bar assembly (lathe adaptor kit)

The spindle bar assembly is fitted with a clamp holder and clamp.

**Part number:** A-8014-0553

**Price:** \$350



## Cup screw assembly (lathe adaptor kit)

The cup screw assembly is supplied with a center cup already fitted.

**Part number:** A-8014-0552

**Price:** \$189



## Bluetooth® USB wireless adaptor

Provides Windows PC with Bluetooth® communications capability. Tested and compatible with QC20.

**Part number:** A-8014-BTA1

**Price:** \$113

## Lithium battery for QC20

CR2 lithium battery.

**Part number:** A-8014-CR2

**Price:** \$11

## Machine checking gage

The Renishaw MCG is designed for rapid, volumetric accuracy evaluation for CMMs. The gage takes account of variations due to probe, machine and software errors.

Measuring range: Vertically:  $\pm 45^\circ$   
Horizontally:  $360^\circ$   
Total gage error:  $\pm 0.5 \mu\text{m}$



### MCG – 101 single arm kit

Part number: A-1007-0150                      Price: \$2,516

### MCG – 151 single arm kit

Part number: A-1007-0151                      Price: \$2,581

### MCG – 226 single arm kit

Part number: A-1007-0152                      Price: \$2,657

### MCG – 380 single arm kit

Part number: A-1007-0154                      Price: \$2,848

### MCG – 532 single arm kit

Part number: A-1007-0155                      Price: \$3,093

### MCG – 685 single arm kit

Part number: A-1007-0156                      Price: \$3,258

## XL laser calibration system

Used for comprehensive accuracy and performance measurement of any machine or system.

Linear measurement range	80 meters
Linear measurement accuracy	±0.5 ppm
Laser frequency accuracy	±0.05 ppm
Resolution	1 nm
Maximum travel velocity	4 m/s
Dynamic capture rate	10 Hz – 50 kHz



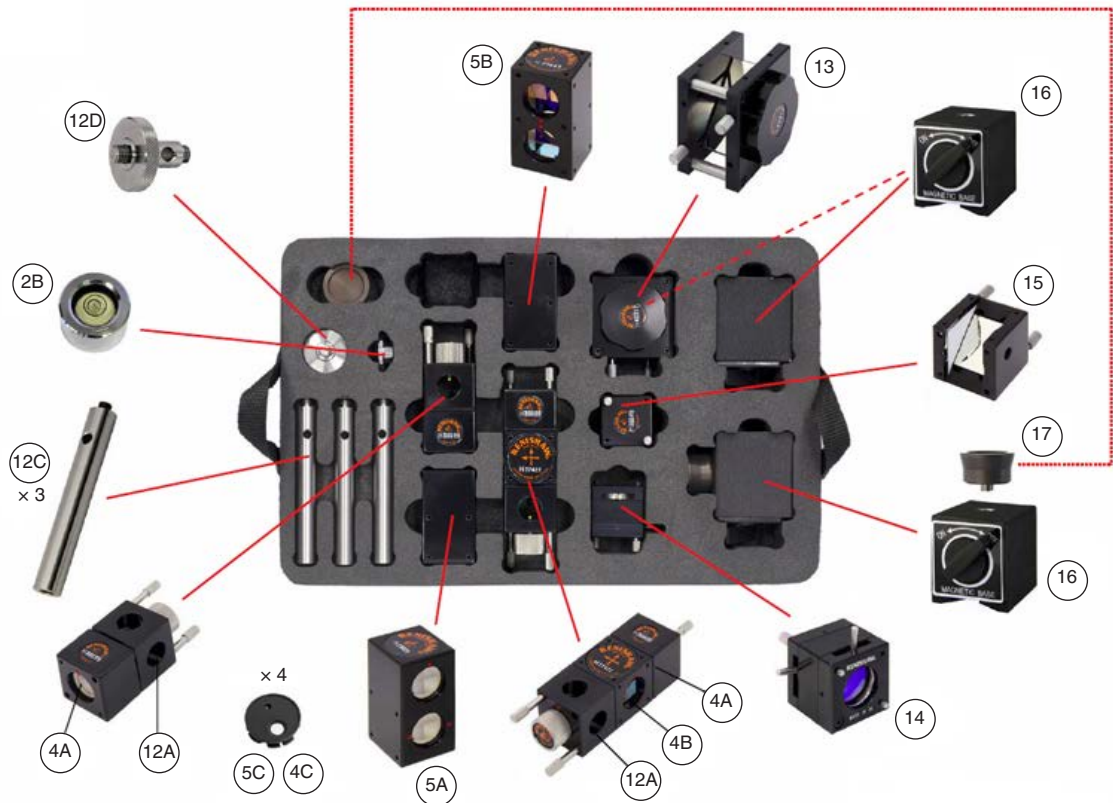
Contents of base XL system case

# Portable laser measurement and calibration

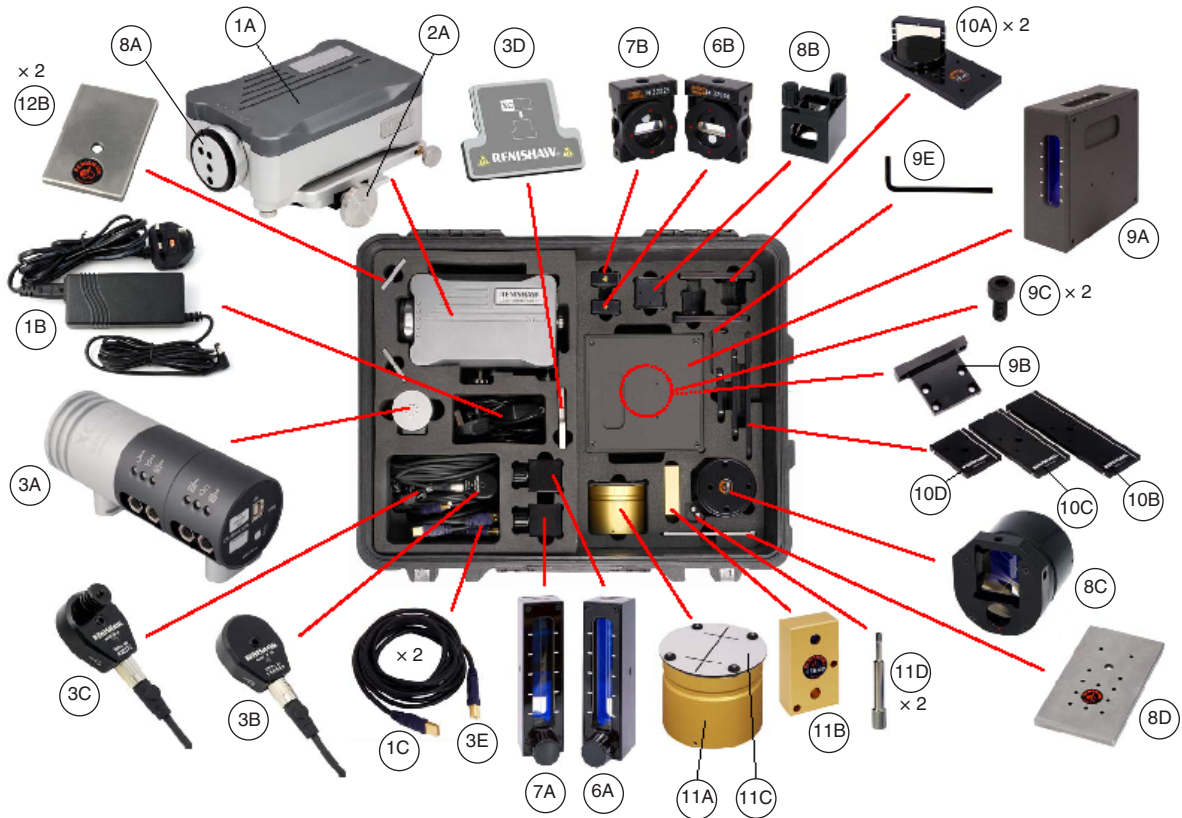
## XL laser system components

Kit part number	Kit price	Includes	Part number	Price	Index
<b>A-9908-0405</b>	<b>\$15,287</b>	XL-80 laser	N/A		1A
		Universal power supply	A-9908-0299	\$171	1B
		USB cable	A-9908-0286	\$31	1C
		XL system support disk	A-9908-0303	No charge	Not shown
		AUX I/O connector	A-9908-0329	\$48	Not shown
		Laser Capture and Analysis software	A-9925-0201	\$1,926	Not shown
<b>A-9908-0700</b>	<b>\$1,077</b>	XL translation stage	A-9908-0700	\$1,077	2A
		Spirit level circular	A-9908-0323	\$35	2B
		Tripod adaptor	A-9908-0770	\$34	Not shown
<b>A-9908-0510</b>	<b>\$10,077</b>	XC-80 compensator	A-9908-0564	\$8,378	3A
		Material temperature sensor and cable	A-9908-0879	\$1,454	3B
		Air temperature sensor and cable	A-9908-0878	\$1,454	3C
		XC mounting plate	A-9908-0892	\$130	3D
		USB cable	A-9908-0286	\$31	3E
<b>A-8003-0440</b>	<b>\$3,472</b>	Linear reflector (qty 2)	A-8003-0219	\$712 each	4A
		Linear interferometer	A-8003-0557	\$2,755	4B
		Alignment target (qty 2)	A-8003-0478	\$27 each	4C
<b>A-8003-0441</b>	<b>\$4,623</b>	Angular interferometer	A-8003-0186	\$2,853	5A
		Angular reflector	A-8003-0181	\$2,115	5B
		Alignment target (qty 2)	A-8003-0478	\$27 each	5C
<b>A-8003-0443</b>	<b>\$6,206</b>	Short range straightness reflector	A-8003-0615	\$4,072	6A
		Woollaston short range	A-8003-0393	\$3,456	6B
<b>A-8003-0444</b>	<b>\$6,206</b>	Long range straightness reflector	A-8003-0620	\$4,072	7A
		Woollaston long range	A-8003-0430	\$3,457	7B
<b>A-8003-4209</b>	<b>\$881</b>	Straightness shutter	A-8003-4209	\$881	8A
<b>A-8003-STAK</b>	<b>\$3,865</b>	Laser beam steerer LS350	A-8003-3072	\$1,801	14
		Fixed turning mirror	A-8003-1325	\$987	8B
		Large straightness retroreflector	A-8003-0604	\$1,145	8C
		Straightness base	A-8003-0576	\$327	8D
<b>A-8003-0665</b>	<b>\$6,206</b>	Optical square	N/A		9A
		Bracket squareness optic	M-8003-1680	\$47	9B
<b>A-8003-0442</b>	<b>\$3,737</b>	Flatness mirror (qty 2)	A-8003-0630	\$1,456 each	10A
		Base (150 mm)	A-8003-0256	\$385	10B
		Base (100 mm)	A-8003-0257	\$375	10C
		Base (50 mm)	A-8003-0258	\$342	10D
<b>A-8003-4270</b>	<b>\$3,417</b>	Long range retroreflector	A-8003-2061	\$2,417	11A
		Periscope	A-8003-2039	\$2,100	11B
		Long range target	M-8003-2081	\$34	11C
		Clamp screw (qty 2)	M-8003-0221	\$16 each	11D
<b>A-8003-0447</b>	<b>\$1,414</b>	Clamp block (qty 2)	A-8003-0262	\$276 each	12A
		Base plate (qty 2)	A-8003-0522	\$291 each	12B
		Mounting pillar (qty 3)	M-8003-0470	\$99 each	12C
		M8 adaptor	A-8003-0979	\$124	12D
		XL-80Q quad laser head	A-9908-0455	\$16,586	Not shown
		Base case	M-9908-0313	\$850	
		Full system case	M-9908-0314	\$1,191	
		Tripod	A-9908-0295	\$1,392	Not shown
		Tripod case	M-9908-0527	\$269	Not shown
		Swivel mirror	A-8003-1304	\$1,520	13
		Fixed turning mirror	A-8003-1325	\$987	15
		Magnetic base (qty 2)	A-9908-0780	\$82	16
		Magnetic base adaptor	A-9908-0760	\$39	17





**Contents of full XL system case (tray)**



**Contents of full XL system case (tray removed)**

## XL laser calibration systems

### Base system kit

Includes:	XL-80 laser head	A-8003-0440
	XC-80 environmental compensator kit	A-9908-0564
	XL translation stage kit	A-9908-0700

Download the software online.

**Price:** \$26,441

### Linear system kit

Includes:	Components of base system kit	XL80-BASE
	Linear measurement optics	A-8003-0440
	Beam steerer LS350	A-8003-3072
	Optics mounting kit	A-8003-0447
	2 magnetic bases	A-9908-0780
	Magnetic base adaptor	A-9908-0760
	Tripod	A-9908-0295
	Tripod case	M-9908-0527
	Base system case	M-9908-0313

**Price:** \$35,760

### Linear/angular system kit

Includes:	Components of base system kit	XL80-BASE
	Linear measurement optics	A-8003-0440
	Angular measurement optics	A-8003-0441
	Beam steerer LS350	A-8003-3072
	Fixed turning mirror	A-8003-1325
	Optics mounting kit	A-8003-0447
	2 magnetic bases	A-9908-0780
	Magnetic base adaptor	A-9908-0760
	Tripod	A-9908-0295
	Tripod case	M-9908-0527
	Base system case	M-9908-0313

**Price:** \$41,370

### Advanced system kit

Includes:	Components of base system kit	XL80-BASE
	Linear measurement optics	A-8003-0440
	Angular measurement optics	A-8003-0441
	Swivel mirror	A-8003-1304
	Long range straightness optics	A-8003-0444
	Short range straightness optics	A-8003-0443
	Straightness accessory kit	A-8003-STAK
	Straightness shutter	A-8003-4209
	Squareness measurement kit	A-8003-0665
	Optics mounting kit	A-8003-0447
	2 magnetic bases	A-9908-0780
	Magnetic base adaptor	A-9908-0760
	Tripod	A-9908-0295
	Tripod case	M-9908-0527
	Full system case	M-9908-0314

**Price:** \$63,861



XL-80 laser head



XC-80 environmental compensation unit



XL system case and tripod case



## Flatness system kit

Includes:	XL80 base kit	XL80-BASE
	Angular measurement optics	A-8003-0441
	Tripod	A-9908-0295
	Tripod case	M-9908-0527
	Flatness measurement kit	A-8003-0442
	Base system case	M-9908-0313

**Price:** \$37,312



## ML-10 to XL-80 upgrade

Includes components of base system kit XL80-BASE:	XL-80 laser head
	XC-80 environmental compensator kit
	XL tripod stage kit

Additional parts that are not included but recommended for transportation and mounting purposes are:

Base system case	M-9908-0313
or	
Full system case	M-9908-0314
ML-XL tripod adaptor	A-9908-0765

Traded-in system must include the ML10 and EC10 with an air and material sensor. A non-working unit has a surcharge of \$1,500.

**Part number:** SYS-XL-UPG                      **Price:** \$19,830

## HP, Agilent, Keysight laser interferometer system to XL-80 upgrade

Includes components of base system kit XL80-BASE:	XL-80 laser head
	XC-80 environmental compensator kit
	XL tripod stage kit

Additional parts that are not included but recommended for transportation and mounting purposes are:

Base system case	M-9908-0313
or	
Full system case	M-9908-0314
Universal tripod	A-9908-0295
Universal tripod case	M-9908-0527
Magnetic bases	A-9908-0780
XL magnetic base adaptor	A-9908-0760

Traded-in system must include the ML10 and EC10 with an air sensor and a material sensor. A non-working unit has a surcharge of \$1,500.

**Part number:** SYS-XL-UG2                      **Price:** Call for price

## Optodyne to XL-80 upgrade

Includes components of linear system kit:	Laser head
	Laser translation stage kit
	Linear measurement optics
	Beam steerer
	Mounting kit
	Magnetic bases
	Magnetic base adaptor
	Base system case
	Translation stage extension
	USB extension kit

**Price:** Call for price

# Portable laser measurement and calibration

## Optics

All Renishaw optics housings are lightweight aluminum with a hard anodized finish for durability and good thermal stability.

### Linear kit (standard 40 m)

Includes: 1 linear beam splitter  
2 linear reflectors  
2 alignment targets

Part number: A-8003-0440

Price: \$3,472



### Small linear accessory kit

Please call for details.

Part number: A-8003-3244

Price: \$1,910




### Long range linear optics kit (80 m max)

For use with the ML10X for linear measurements in excess of 40 m.

Includes: Periscope  
Large retroreflector

Part number: A-8003-4270

Price: \$3,417



### Angular kit

Includes: 1 angular beam splitter  
1 angular reflector  
2 alignment targets

Part number: A-8003-0441

Price: \$4,623



### Linear/angular combination kit

This combination kit is a cost-saving solution, allowing linear and angular measurement to be made with a single set-up.

Includes: 1 angular beam splitter  
1 angular reflector  
1 linear reflector  
2 alignment targets

Part number: A-8003-2774

Price: \$5,288



## Straightness measurement kits

### Short range

Suitable for measurements up to 4 m (160 in)

**Part number:** A-8003-0443

**Price:** \$6,206

### Long range

Suitable for measurements from 1 m to 30 m (40 in to 1200 in)

**Part number:** A-8003-0444


**Price:** \$6,206



## Straightness accessory kit

Facilitates measurements on vertical axes and in other difficult configurations.

Includes: 1 fixed turning mirror  
1 large retroreflector  
1 stainless steel base  
1 LS350 beam steerer



**Note:** XL-80 and ML10 users require straightness shutter, part number A-8003-4209, shown on page 5-24.

**Part number:** A-8003-STAK

**Price:** \$3,865

## Squareness measurement

This precision pentaprism is used in conjunction with straightness optics to measure squareness of machine axes. It includes a mounting bracket for a fixed turning mirror and LS350 beam steerer.

**Part number:** A-8003-0665

**Price:** \$6,206



## Flatness measurement kit

The turning mirrors rotate and tilt for easy alignment and are fitted with non-slip pads. The lightweight aluminum bases have precision stainless feet and guides.

Includes: 2 turning mirrors  
1 50 mm flatness base  
1 100 mm flatness base  
1 150 mm flatness base

**Part number:** A-8003-0442

**Price:** \$3,737



## Standard optics mounting kit

This universal mounting kit is designed for use with the complete range of Renishaw measuring optics.

Includes: 2 mounting blocks  
3 stainless pillars  
1 stainless M8 adaptor  
2 stainless bases

**Part number:** A-8003-0447

**Price:** \$1,414



## Magnetic base

Suitable for mounting optics and XL-80 laser head when fitted with A-9908-0760 magnetic base adaptor (sold in pairs).

**Part number:** A-9908-0780

**Price:** \$82



## Portable laser measurement and calibration

### CMM optics mounting kit

Designed specifically to aid the mounting of laser optics and other accessories on coordinate measuring machines. Recommended for UCC error mapping requirements.

**Part number:** A-1333-0174

**Price:** \$932




### Beam steerer LS350

This is the best time-saving device a laser system user could buy. It works with all the measuring optic kits, including HP optics using the HP optic adaptor plate. Included in straightness accessory kit.

**Part number:** A-8003-3072

**Price:** \$1,801



### Swivel mirror

This is used for directing the laser beam through any angle from 0° to 106°, for example for diagonal measurement and slant bed lathes. It works with all the optics kits, including HP optics using the HP optic adaptor plate.

**Part number:** A-8003-1304

**Price:** \$1,520



### Fixed turning mirror

This can be used with angular optics for 90° accessories. Included in straightness accessory kit.

**Part number:** A-8003-1325

**Price:** \$987



### Quarter wave plate

Used with linear optics for plane mirror interferometry applications.

**Part number:** A-8003-1998

**Price:** \$1,712



### Straightness shutter

Required for vertical straightness measurements.

**Part number:** A-8003-4209

**Price:** \$881



### Pan and tilt adaptor

Adaptor for tripod to allow for easy mounting at an angle and easy swivel adjustment.

**Part number:** A-9908-1170

**Price:** \$1,402




## Linear diagonal measurement fixture kit

Includes: Custom diagonal plate to attach laser and optics  
 Mounting post  
 Heat shield

Laser, optics, clamp blocks and magnetic bases not included.

**Part number:** S-8LMS-2124

**Price:** \$1,896




## Fixture kit

Includes: 1 Range of extrusions  
 2 Lathe adaptor  
 3 Steel mounting plate  
 4 Extrusion alignment aids  
 5 Extrusion connectors  
 6 Magnets  
 7 Allen drivers

**Part number:** A-5103-4620

**Price:** \$3,370



## Optic adaptor plate

The adaptor plate provides compatibility for Renishaw accessories with HP, Keysight and Agilent optics.

**Part number:** M-8003-1307

**Price:** \$108



## Portable laser measurement and calibration

### Tripod and cases

#### Universal tripod

Tripod only, without the stage.

**Part number:** A-9908-0295

**Price:** \$1,392



#### XL translation stage

**Part number:** A-9908-0700

**Price:** \$1,077



#### Tripod adaptor

This allows the XL translation stage to be used with the Renishaw universal tripod or any other tripod with a standard camera mounting thread.

**Part number:** A-9908-0770

**Price:** \$34



#### Tripod converter ML-XL

**Part number:** A-9908-0765

**Price:** \$80



#### Magnetic base adaptor

This allows the XL translation stage to be mounted on any base or fixture with an M8 x 1.25 mounting hole.

**Part number:** A-9908-0760

**Price:** \$39



#### Universal tripod case

Lightweight fabric.

**Part number:** M-9908-0527

**Price:** \$269



### System cases

#### Base system case

Suitable for basic laser system including linear and angle optics with accessories.

**Part number:** M-9908-0313

**Price:** \$850



#### Full system case

Suitable for an advanced laser system including linear, angle, short range and long range straightness, squareness and flatness optics with accessories.

**Part number:** M-9908-0314

**Price:** \$1,191



## TB20 universal kit

Used to activate a trigger based on the signal received from encoders.

Includes: TB20 trigger box  
XL trigger cable  
Power supply cable  
Plug adaptor kit  
TB20 encoder and controller port connectors  
Calibration user guide card



**Part number:** A-8003-4475

**Price:** \$4,937

## TB20 upgrade from TB10

**Part number:** UPG-TB10-SERV-1

**Price:** \$3,456

## TB20 connector kit

**Part number:** A-8003-4462

**Price:** \$151



## XL trigger cable

**Part number:** A-9908-0377

**Price:** \$454



## Power USB cable

**Part number:** A-9920-0390

**Price:** \$52



## USB power supply

USB power supply adaptors for any territory (UK, Europe and USA).

**Part number:** A-9920-0450

**Price:** \$56





## Software

### XCal-View analysis software



XCal-View is used to comprehensively analyze legacy file formats. Its intuitive user interface makes it a simple but powerful tool for data analysis. The software provides automatic reporting that conforms to many international machine performance checking standards, making compliance simple. Standards include ISO, ASME, VDI, JIS and GB/T and an additional Renishaw analysis to succinctly summarize the result.

#### XCal-View (single user)

**Part number:** A-9925-0208

**Price:** \$528

#### XCal-View (10 users)

**Part number:** A-9925-0203

**Price:** \$4,214

### QuickView XL software



QuickView is the simple, intuitive software package that allows you to understand the dynamic performance of many different machines and devices such as stages, machine tools and CMMs. It brings the functionality of an oscilloscope to the mechanical engineer, right on your desktop.

- Capture, review, and save dynamic data
- Measure distance, velocity and acceleration against time
- Display continuous “streaming” data or set trigger levels to capture single or multi-shot “events”
- Linear, angular or straightness modes
- Optional hardware – compact low mass optics kit

#### Applications

- Measure consistency of position, velocity and acceleration
- Determine movement in a locked rotary axis (torsional vibration)
- Detect dynamic yaw and lateral play (slop)
- Measure vibration
- Perform ASME B5.54 CNC tests such as Feedrate and acceleration, Minimum Block Execution Time (MBET) and Least Increment

Benefits include:

- Live data display allowing analysis of motion and positional characteristics
- Save data for analysis in other applications such as Excel® and MathCad
- Flexible measurement – avoids the need for defined measurement targets and sequences

**Part number:** A-9908-0302

**Price:** \$1,103



## Spare parts

The following items are normally supplied as parts of system kits but can be purchased as individual components for replacement purposes.

### Clamp block

**Part number:** A-8003-0262 **Price:** \$276



### Locking screw assembly

For use with clamp block.

**Part number:** A-9954-0272 **Price:** \$56



### Locking screw pressure pad

Brass pad and rubber retaining ring.

**Part number:** A-8003-4500 **Price:** \$9



### Clamp screws

Long (for use with clamp block)

**Part number:** M-8003-0264 **Price:** \$16



Short (for use with linear and angular optics)

**Part number:** M-8003-0221 **Price:** \$16



LS350 (for use with LS350 beam steerer)

**Part number:** M-8003-3083 **Price:** \$16



For use with fixed turning mirror.

**Part number:** M-8003-1070 **Price:** \$17



For use with swivel mirror.

**Part number:** M-8003-1063 **Price:** \$17



### Mounting pillars

40 mm long with M8 × 1.25 male thread at one end, female at the other.

**Part number:** M-8003-0740 **Price:** \$40



70 mm long with M8 × 1.25 male thread at one end, female at the other.

**Part number:** M-8003-0739 **Price:** \$72



110 mm long with M8 × 1.25 male thread at one end, female at the other.

**Part number:** M-8003-0470 **Price:** \$99



# Portable laser measurement and calibration

## Straightness accessory base

Part number: A-8003-0576

Price: \$327



## Large retroreflector

For use with vertical straightness measurements.

Part number: A-8003-0604

Price: \$1,145



## M8 adaptor

Part number: A-8003-0979

Price: \$124



## Alignment target

Part number: A-8003-0478

Price: \$27



## Linear beam splitter

Part number: A-8003-0557

Price: \$2,755



## Linear reflector

Part number: A-8003-0219

Price: \$712



## Angular reflector

Part number: A-8003-0181

Price: \$2,115



## Angular beam splitter

Part number: A-8003-0186

Price: \$2,853



## Cables

### XC-80 temperature sensor cable (5 m)

Part number: A-9908-0932

Price: \$152



### USB to serial adaptor

Allows QC10 ballbar and other serial devices to be used with notebook PCs that do not have an RS232 serial port.

Part number: A-8014-0670

Price: \$160



### USB cable

Part number: A-9908-0286

Price: \$31



### Temperature sensor cable connector kit

Part number: A-9904-1636

Price: \$69



### Translation stage screws

Part number: A-9908-0750

Price: \$27



## XR20 rotary axis calibrator and components



### XR20 rotary axis calibrator

The XR20 rotary axis calibrator allows the measurement of rotary axis positional accuracy to within 1 arc second. Totally wireless operation and modular mounting systems ensure suitability for a wide range of machines.

- Includes:
- XR20
  - Mounting ring
  - Adaptor plate
  - Centration aid
  - Chuck adaptor
  - Battery charger
  - Batteries Li-polymer × 3
  - Electrical adaptor for use in any territory
  - USB cable and mains adaptor
  - Rotary XL software including system manual
  - Peli™ system case

**Part number:** A-9920-1400

**Price:** \$26,371



## OARS (Off Axis Rotary Software) bracket

**Part number:** A-9920-0700

**Price:** \$3,965

## XR20 rotary axis calibrator upgrade

**Part number:** XR20W-UPG

**Price:** \$17,142

**NOTE:** The standard trade-in allowance quoted is on the basis that a complete and fully functional RX10 kit is returned. Non-functional, damaged or incomplete kits may be considered for trade-in at Renishaw's discretion. If accepted, the trade-in allowance will be reduced.

## XR20 kit components

### Mounting ring

The mounting ring bolts or clamps directly to the test surface for ease of centering the system on the test axis.

**Part number:** A-9920-0440

**Price:** \$677



### Mounting ring adaptor 150 mm

The adaptor plate enables fitting to rotary tables with unsuitable center recesses. It can also be used to secure the XR20 to the chuck adaptor and custom mounts.

**Part number:** A-9920-0270

**Price:** \$425



### Chuck (lathe) adaptor

The adaptor has a 40 mm diameter to fit most popular chuck sizes. It can also be used to secure the XR20 to users' own custom mounts.

**Part number:** A-9920-0280

**Price:** \$564



## Portable laser measurement and calibration

### Centration aid

The centration aid fits temporarily inside the mounting ring to assist visual centration before XR20 insertion.

**Part number:** A-9920-0340

**Price:** \$12



### Fixings kit

A complete set of screws and allen keys for XR20.

**Part number:** A-9920-0430

**Price:** \$12



### Battery Li-Polymer 3.7 V

High-power rechargeable lithium battery (three batteries supplied with each XR20).

**Part number:** A-9920-0330

**Price:** \$110



### Battery charger and cables

Battery charger and a set of power cables for any territory (UK, Europe and USA).

**Part number:** A-9920-0320

**Price:** \$261



### Battery cover

Replacement battery cover for XR20.

**Part number:** A-9920-0460

**Price:** \$39



### USB cover plug

Replacement protective plug for USB socket on XR20.

**Part number:** A-9920-0380

**Price:** \$10



### USB power supply

USB power supply adaptors for any territory (UK, Europe and USA).

**Part number:** A-9920-0450

**Price:** \$56



### XR20 case

Heavy duty transport and storage case for XR20.

**Part number:** A-9920-0360

**Price:** \$865



## Training

Renishaw offers world class training at their modern facilities in West Dundee, Illinois, only about 35 minutes west of Chicago's O'Hare airport. Regular classes are held once per month for both laser and ballbar product groups. In-house courses start on Tuesday morning and conclude around midday on the Friday. The training includes a mix of classroom work and hands-on experience in the Renishaw technology center where we have a selection of modern machines for students to work with. If you have a large group, or prefer not to travel, on-site training is also available.

Information on training classes and class schedules can be found on the web at [www.renishaw.com/training-usa](http://www.renishaw.com/training-usa).

Our standard, in-house training courses cover the following subjects:

- The 21 degrees of freedom
- Accuracy and the environment
- Relative thermal behavior
- Machine geometry and design
- Determining relative errors
- Interpreting analysis data
- Troubleshooting set-up and machine errors
- Machine tool part programs
- Hardware set-up procedure
- Software set-up and data capture
- Correcting errors on the machine

Two basic training courses are offered:

### Learning practical laser interferometry

In addition to the standard metrology subjects, the laser class will cover the following aspects:

- Laser interferometry theory
- Laser kit parts identification
- Current laser technology
- Linear, angular and straightness measurements
- Cosine, deadpath and Abbé errors
- Error compensation
- Using the laser as a diagnostic tool
- Implementing maintenance programs
- Accessories for the laser

**Part number:** CS-TRA-INHO-03-LASER **Price:** \$1,977

### One-day hands-on ballbar training at Vincennes University

**Part number:** CS-TRA-ONSI-03-QC20 **Price:** \$583



### Using and understanding the QC20 ballbar and machine metrology

The comprehensive course provides students with a detailed understanding of the most powerful machine tool diagnostic device you can buy.

Specialist features of the course include:

- Why buy a ballbar?
- When to use a ballbar
- Ballbar theory
- Ballbar kit parts identification
- Ballbar accessories

Training materials, lunch and refreshments are provided each day.

**Part number:** CS-TRA-INHO-QC20 **Price:** \$1,977

### Advanced training at Renishaw Inc

Charged per student, per day.

**Part number:** CS-TRA-INHO-03-1DAY **Price:** \$915

### Training on-site at customer's premises (2 days)

**Part number:** C-TRA-ONSI-03-2DAY **Price:** \$7,041

### Training on-site at customer's premises (3 days)

**Part number:** CS-TRA-ONSI-03-3DAY **Price:** \$8,988

### Training on-site at customer's premises (4 days)

**Part number:** CS-TRA-ONSI-03-4DAY **Price:** \$11,732

### Additional day's training on-site at customer's premises

**Part number:** CS-TRA-ONSI-03-1DAY **Price:** \$2,347

## Portable laser measurement and calibration

### Calibration rentals

All rentals require the creation of a rental agreement that must be sent in with the purchase order. Rentals do not come with a PC. For calibration repairs, please see page 8-9 of this catalog.

#### XL-80 linear rental

Includes:	Components of the base system kit	XL80-BASE
	Linear measurement optics	A-8003-0440
	Beam steerer LS350	A-8003-3072
	Optics mounting kit	A-8003-0447
	2 magnetic bases	A-9908-0780
	Magnetic base adaptor	A-9908-0760
	Tripod	A-9908-0295
	Tripod case	M-9908-0527
	Base system case	M-9908-0313

**Part number:** XL80-BASE-RENTAL-US

**Price:** \$2,861/week

#### XL-80 linear and angular rental

Includes:	Components of the base system kit	XL80-BASE
	Linear measurement optics	A-8003-0440
	Angular measurement optics	A-8003-0441
	Beam steerer LS350	A-8003-3072
	Optics mounting kit	A-8003-0447
	Fixed turning mirror	A-8003-1325
	2 magnetic bases	A-9908-0780
	Magnetic base adaptor	A-9908-0760
	Tripod	A-9908-0295
	Tripod case	M-9908-0527
	Base system case	M-9908-0313

**Part number:** XL-80-LNAN-RENTAL-US

**Price:** \$3,310/week

#### XR20 with angular beam splitter rental

Includes:	XR20
	Mounting ring
	Adaptor plate
	Centration aid
	Chuck adaptor
	Battery charger
	Batteries Li-polymer × 3
	Electrical adaptor for use in any territory
	USB cable and mains adaptor
	Rotary XL software including system manual
	Peli™ system case

**Part number:** XR20W-RENTAL-US

**Price:** \$2,350/week

#### XL-80 linear and XR20 with angular beam splitter rental

Includes:	XL80 linear rental
	XR20 with angular beam splitter rental

**Part number:** XLXR-RENTAL-US

**Price:** \$5,211/week



# Additive manufacturing solutions



# Additive manufacturing solutions

## Why metal AM?

Metal additive manufacturing (AM) is helping innovators create new product designs and develop new business opportunities. Deciding if AM has a part to play in your business requires a thorough evaluation of your products, supply chains, operational capability and business needs. For maximum benefit, parts need to be designed to exploit the advantages of AM. Some of the areas below are where metal AM is already delivering exceptional value for our customers:

### Design freedom

- Produce geometries with hollow and hidden features
- Build complex structures and lattices

### Part performance

- Consolidate parts into single objects to improve reliability
- Use conformal channels to improve thermal management

### Supply chain

- Geometry-independent raw materials
- Reduce inventory, manufacture on demand

### Production flexibility

- Increased customization possibilities
- Minimum batch size of one

### Materials

- Process alloys that are difficult to form
- Waste reduction, as material is only used where it is needed

## RenAM 500 series additive manufacturing systems

Metal additive manufacturing (AM) is already transforming the way many products are designed and manufactured, leading to improved in-service performance and new innovations. Broadening the adoption of metal AM depends on increasing processing speed, assuring consistent high product quality and improving process economics. The RenAM 500 series of AM systems is designed to break down the barriers to wider use and enable organizations to create production environments for manufacturing a new generation of high performance components.

The RenAM 500 series of AM systems can be configured with a choice of one, two, three or four 500 W ytterbium fiber lasers. The RenAM 500Q is configured with four high-power 500 W lasers. Each laser is able to access the entire powder bed surface simultaneously to achieve the most efficient laser assignment, so RenAM 500Q can achieve significantly higher build rates, vastly improving productivity and lowering the cost per part.



## Additive manufacturing solutions

### RenAM 500 series key features

- Intelligent gas flow system
- High-precision dynamic optical control
- Controlled powder management
- Integrated process control software
- Connected and intelligent sensing technologies

### Options

- LaserVIEW (factory fit only) and MeltVIEW optical process monitoring
- Reduced Build Volume (RBV) for materials experimentation

### On site engineer upgrades

- Additional lasers can be added to an S model to make it a Q model on site, providing expandability is specified at initial purchase
- MeltVIEW optical process monitoring
- RBV integration

See page 6-8 for a full options list.

Some of the key features of Renishaw 500 series machines are described on the following pages.



## High-precision dynamic optical control

### High-performance laser guiding technology

To deliver accuracy at the powder bed takes expert optical and control engineering, something Renishaw has spent years perfecting for products like our REVO® 5-axis measurement system for co-ordinate measuring machines. A critical component in the RenAM 500 series is the new innovative multi-laser optical system which has been designed, developed and manufactured in-house.

Each ytterbium fiber laser enters the optical system and is guided by a pair of mirrors driven by precision galvanometers which rotate to steer the laser beam across the build plate. The optical system focuses the laser dynamically, continually adjusting its focal length to maintain a consistent spot size as the beam angles change.



### Renishaw patented galvanometer housing

Achieving and maintaining a precise relationship between each laser requires an integrated approach. Whilst other multi-laser AM systems combine separate optical systems, the RenAM 500 series is different. Renishaw uses a single water cooled additively manufactured galvanometer (galvo) mounting to ensure tight thermal control and unmatched precision.

Using AM to produce the galvo mount component is a key enabler, and has allowed Renishaw to achieve tighter packaging of the guiding mirrors and the incorporation of internal conformal cooling channels to maintain precise thermal stability. This has led to a class-leading compact high performance multi-laser system.



## Additive manufacturing solutions

### High precision z-axis

The z-axis is equipped with a Renishaw RESOLUTE™ optical encoder with a 1 nm resolution for high-accuracy positional sensing. Maintaining a precise relationship between the optical system and the working plane as the machine indexes through each layer is vital to ensure precise beam-to-beam interaction is maintained.



### Kinematic recoater with flexible blade

A kinematic recoater mounting for rapid and precise recoater changes reduces operator error and improves turn-around time. Fitted with Renishaw's flexible recoater blade, the recoater can be removed without special tools and refitted to a precise and repeatable location to maintain a precise relationship between the working plane and the optical system. A flexible blade offers an excellent compromise, and allows both solid and lattice geometries to be built.



## Controlled powder management

### Cyclone pre-filter separator

The use of multiple lasers increases the rate at which process emissions are generated.


The RenAM 500 series multi-laser systems feature high volume intelligent gas flow control to remove process emissions safely and efficiently. To allow high volumes of gas at a high velocity to be used, a pre-filter cyclone separator captures larger process emissions from the gas stream before they reach the SafeChange™ filters. This extends the life of the filters and allows surplus powder to be recovered. The larger sized particles are collected directly from the cyclone in a separate flask. These can be re-processed and classified for re-use if required.



### Built-in sieve and powder recirculation system

The built-in sieve and powder recirculation system ensures all powder handling is automated and under a safe argon gas atmosphere. Unused powder passes through the on-board sieve and any oversize particles are collected and removed from the machine via a metal flask. Sieve meshes to suit different materials are available.

Options for external powder handling are available, should working methods require it.



## Standard, optional and required equipment

Equipment	RenAM 500 series model	
	Q – quad	S – single
Four × 500 W ytterbium lasers	•	n/a
One × 500 W ytterbium laser	n/a	•
Upgrade to four × 500 W ytterbium lasers	n/a	U
Kinematic recoater with flexible blade	•	•
Additional kinematic recoater to reduce build turn-around time	O	O
Dual SafeChange™ filters	•	•
Additional SafeChange™ filter to reduce build turn-around times	O	O
Cyclone pre-filter separator	•	•
Intelligent gas flow control with intercooler	•	•
High-precision Z-axis with Renishaw RESOLUTE™ encoder	•	•
Built-in sieve and powder recirculation system	•	•
Renishaw designed and manufactured galvanometer housing	•	•
High-performance laser guiding technology	•	•
Touch screen control panel	•	•
RenAMP operating software	•	•
Chiller	•	•
ATEX vacuum cleaner	R	R
Renishaw equipment lift	O	O
Renishaw powder silo trolley	O	O
Furnace	O	O
Bead blaster and extractor	O	O
Interfaces for Smart manufacturing with Industry 4.0 technology	•	•
InfiniAM Central software	O	O
InfiniAM Spectral software	O	O
Build chamber camera	•	•
LaserVIEW sensing hardware	F	F
MeltVIEW sensing hardware	U	U
QuantAM build preparation software	O	O

• = standard equipment   F = factory option   O = optional equipment   U = upgrade   R = required equipment   n/a = not available

Renishaw strongly recommends you purchase the ATEX vacuum cleaner to ensure standards of safety and AM system integrity are maintained.

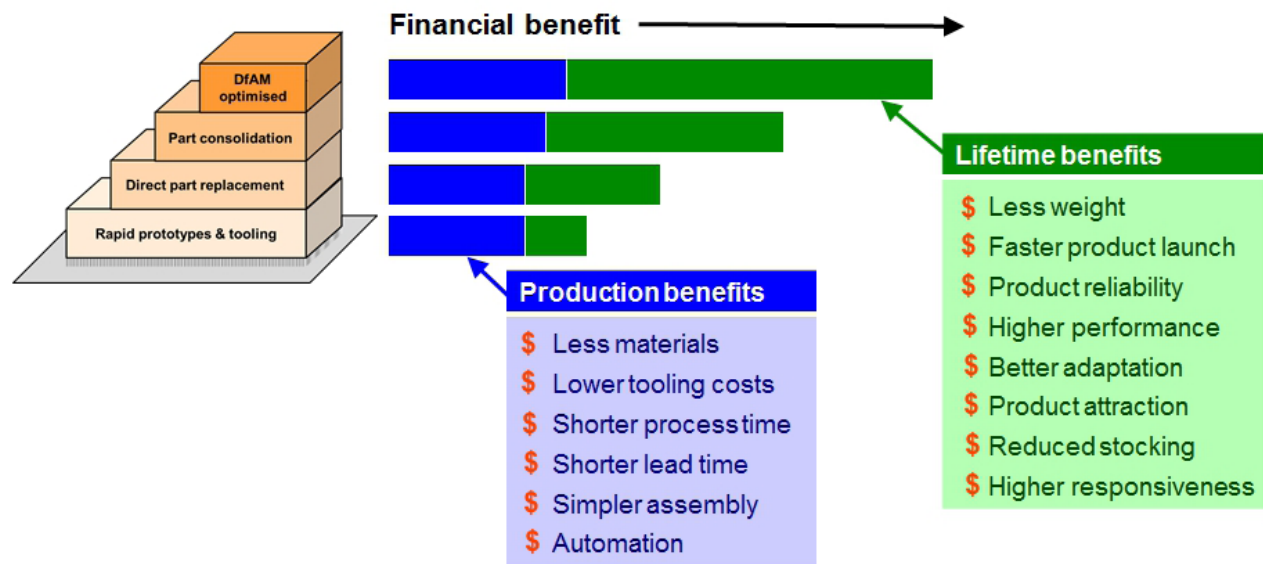
**For further information or pricing please call Renishaw direct at: 847-286-9953 or go to [www.renishaw.com/additive](http://www.renishaw.com/additive)**



## The benefits of metal additive manufacturing

Metal additive manufacturing opens up significant production and financial benefits across the manufacturing process, first from shortening the design and development cycle, through rapid prototyping and lower tooling costs, to easier direct part replacement (especially legacy parts) in maintenance, overhaul and repair operations. With the latest 500 series multi-laser systems, metal AM is now also increasingly being used for serial production of parts.

Moreover, truly significant value-add and financial benefits arise through the ability to design and grow complex parts that simply cannot be manufactured through traditional means.



## Applications

### Healthcare – dental and medical

Thin wall dental copings are manufactured in production volumes. The highly complex, tailored parts are ideally suited to additive manufacturing – where intricate parts with a low overall volume are competitive when compared with traditional methods.

Early adopters of metal additive manufacturing for medical orthopedics benefit from manufacturing complex geometries and structures in high grade materials such as titanium.




## Additive manufacturing solutions

### Mold tooling and conformal cooling channels

Metal additive manufacturing can be used to help improve production cycle times and productivity in injection molding.


Metal mold tools used for injection moldings contain channels to cool the mold. With conventional tool making methods, these cooling channels are drilled into the tool in straight lines. Metal additive manufacturing allows cooling channels to be designed and built to contour the mold. This helps to improve cooling performance, extend the life of the mold and reduce waste.



### Automotive

The motor sport industry has adopted metal additive manufacturing to produce customized parts, for example cooling ducts.


Development contributes to a high proportion of the work in this industry and speed of turnaround of prototyped parts is key to competitive advantage. Functional metal parts can be rapidly produced and performance tested.



### Aerospace

Metal additive manufactured parts are used in the aerospace industry for functional parts including engine turbine blades, fuel systems and guide vanes.

The topological optimization of parts can improve functionality and reduce weight. Lighter parts can contribute to lighter aircraft and reduce fuel consumption.




## Integrated process control software

### QuantAM build preparation software

QuantAM is a dedicated file preparation software tool for Renishaw additive manufacturing (AM) systems. With an intuitive workflow and easy navigation, QuantAM accepts CAD exports in the form of STL data and allows you to prepare your model for the AM process.

QuantAM is designed specifically for Renishaw AM platforms, allowing tighter integration into the machine control software and the ability to accurately and rapidly review all build files for Renishaw AM systems, including files from third-party software packages. QuantAM can also be used as a tool to guide your Design for Additive Manufacturing (DfAM) process, helping you unlock the benefits of additive manufacturing.



### RenAMP operating software

At the heart of the RenAM 500 series is the RenAMP operating software. RenAMP controls all aspects of how the AM system operates, from the laser firing sequence to the oxygen levels in the build chamber. RenAMP has been designed and built in-house as a modular platform to enable easy updates when new features become available.

RenAMP's graphic rich user interface is operated from an industrial grade 480 mm (19 in) touch screen and features user configurable access controls and password protection.





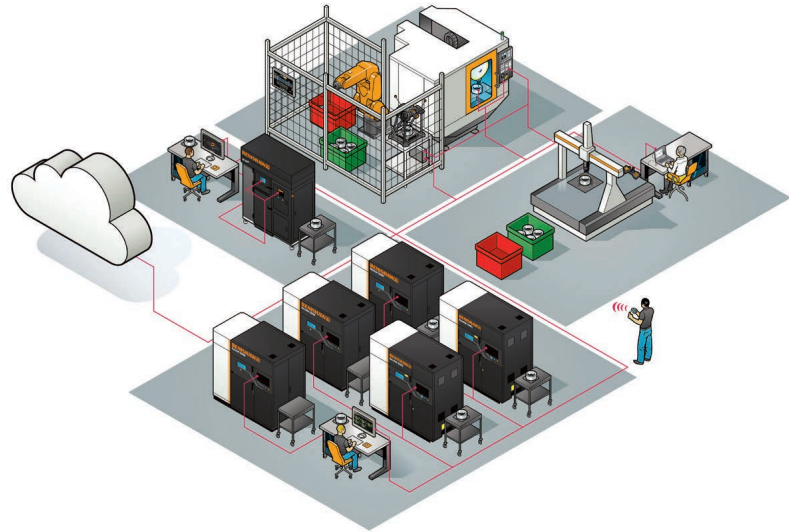
## Connected and intelligent sensing technologies

### Smart manufacturing with Industry 4.0 technologies

Intelligent manufacturing processes are critical to companies that want to exploit the full benefits of Industry 4.0. Smart factory concepts require connected systems that are easy to use and generate data sets immediately.

Renishaw additive manufacturing systems support a digital workflow from inventory and part design to traceable high-quality functional components. Embedding AM into smart factories requires an integrated data driven approach that connects manufacturing systems and processes together to deliver exceptional value.

Renishaw InfiAM Central and Spectral software allows users to capture view and manage key process performance data.



### InfiAM Central software


InfiAM Central is Renishaw's AM workflow planning and process monitoring software solution. It enables live process monitoring and build data recording for your Renishaw AM systems.

Build data forms an essential part of a quality management system to ensure consistent and repeatable AM production. InfiAM Central enables real-time insight into your live AM builds and access to analyze historic builds. System sensor and build information is displayed in graphic form to enable intuitive in-depth analysis.



### Build chamber camera

A process monitoring build chamber camera enables visual monitoring and recording pre- and post-layer. Images can be downloaded from the machine for sequential viewing via image viewing software. For maximum benefit, camera images can be imported into InfiniAM Spectral and viewed in combination with other process sensor data, either as a 2D image or 3D render.



### InfiniAM Spectral software

InfiniAM Spectral is designed to operate with Renishaw's LaserVIEW and MeltVIEW hardware. It provides feedback on laser energy input, optical and acoustic emissions from the AM build process, and is licensed on a subscription basis. Raw sensor data is captured alongside high-accuracy galvanometer actual position data and streamed directly to a layer-specific data file. Volumes of data can be viewed offline almost immediately using the viewing tools in InfiniAM Spectral software.

MeltVIEW monitors the optical emissions from the AM process across a wide spectral range within the visible and infrared (IR) fields.

LaserVIEW measures the energy contained in every laser pulse during a build.



## Additive Manufacturing Solutions Center



Located within Renishaw's new 133,000 sq. ft. facility in West Dundee, IL, USA is our 5000 sq. ft. Additive Manufacturing Solution Center.

Renishaw Solutions Centers provide a secure development environment in which you can build your knowledge and confidence using AM technology. Equipped with the latest AM systems and staffed with knowledgeable engineers, our Solutions Center offers you a fast and accessible way to rapidly deploy this exciting technology in your business.

Renishaw will support you throughout your investigation and business case development process, helping you to optimize your design, build your confidence in the AM process, and gain the evidence you need to make investment decisions, all at predictable and manageable costs.


Whilst AM can create complex geometries in a single process step, some level of finishing is generally required to produce functional products. Our world-leading knowledge and expertise in metrology, machining and finishing processes will assist you to develop an integrated manufacturing solution for your AM parts.




Satellite bracket



Intercooler cut-away



Mesh cube



Mesh cube



Heat exchanger



Rocket chamber nozzle



Manifold



Conformal cooling Insert

## Additive Manufacturing Solutions Center service

Service details	Incubator cell access (fully supported)	Incubator cell access (partially supported)
Dedicated incubator cell	✓	✓
Secure office and workstation	✓	✓
Reserved access to de-build room <sup>1</sup>	✓	✓
Renishaw AM operator support	✓	✓
Applications support to optimize initial build	✓	✓
HSE induction and system training	✓	✓
Free powder pre-load	✓	✓
Substrates and other consumables	✓	✓
Power and argon supply	✓	✓
Powder consumption (price per kg) <sup>2</sup>	✓	✓
Build integrity checks – density, hardness, finish	✓	✓
Build traceability – design, run times, process parameters, materials usage, inspection results	✓	✓
<b>Applications engineering support<sup>3</sup></b>	✓	✗
Design for A.M. (DFAM) training	✓	✗
<b>Reserved access to<sup>4</sup>:</b> Heat treatment, Part removal (EDM, saw), Support removal, Surface treatment	✓	✗

In addition to Incubator Cell hire, Renishaw can offer a range of further Production Process Development Services for those customers wishing to develop an integrated AM manufacturing process. Services include:

- CAM-driven 5-axis CNC machining, including process development and operator support
- Metrology (CMM and/or gaging) including process development and operator support
- Fixtures for machining and inspection
- Materials lab access (New Mills, UK) supporting SEM analysis, porosity checks, tensile and fatigue testing

<sup>1</sup> Central manned facility. Customers can reserve for sole use when required

<sup>2</sup> Machines supplied with full hopper of powder. Customer pays for consumption. N/A if customer supplies powder

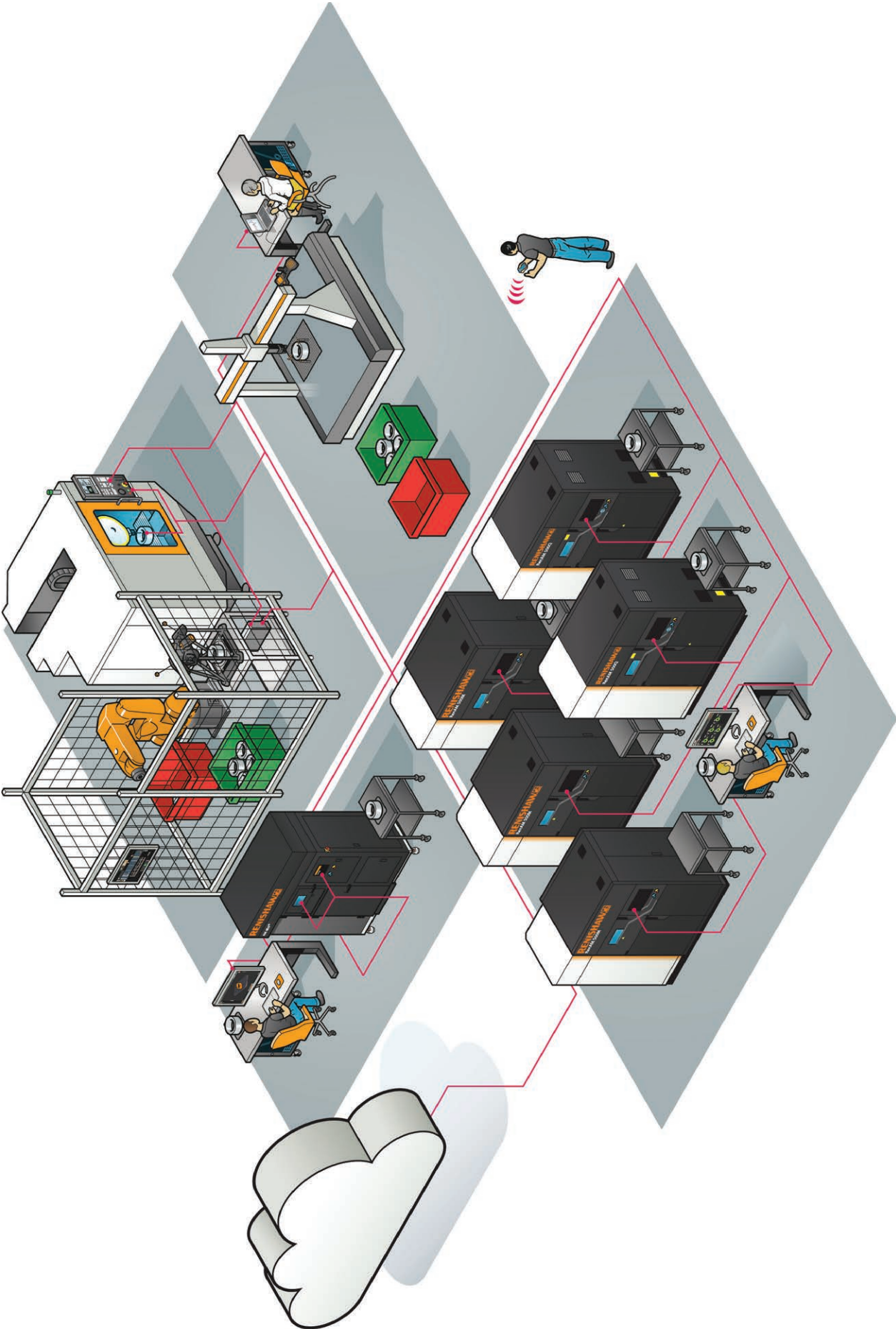
<sup>3</sup> Supported by local Customer Projects team with access to UK HQ personnel as required

<sup>4</sup> Machining and metrology are central, manned facilities that customers can reserve for their sole use when required. Customer Project Engineers are available to develop machining and measurement processes. Chargeable time includes machine set-up and operation. Hourly rate is inclusive of consumption of standard cutting tools and use of standard styli. Customized tooling and styli will be charged at cost.

**Bespoke services are POA. Please contact us for pricing.**



Additive manufacturing solutions



# Styli and accessories



## Styli and accessories



**Page 7-3**

### **Technical specifications and quick reference guides**

Quick selection from our extensive range.



**Page 7-8**

### **Accuracy at the point of contact**

An explanation of why it is important to choose the right stylus for your application, and an overview of the entire range of stylus types.



**Page 7-13**

### **M2 threaded stylus range**

Styli for use with the industry-standard CMM probes TP2, TP20 and TP200.



**Page 7-21**

### **M3 threaded stylus range**

Styli for use with manual CMM probes TP1 and TP6 and the most flexible scanning probe, SP25M.



**Page 7-27**

### **M4 threaded stylus range**

Optimized for stiffness and weight, styli purposely designed for the high accuracy TP7M and our comprehensive range of probing for machine tools.



**Page 7-38**

### **M5 threaded stylus range**

A premium range specifically designed for highest accuracy scanning probes from Renishaw and other manufacturers.



**Page 7-53**

### **Styli for Faro arms and Zeiss probing systems**

These styli have been designed especially for use on Faro portable arm CMMs and with Zeiss probing systems.



**Page 7-87**

### **Accessories**

All of the 'bits and pieces' that you need to assemble anything from the most complex stylus clusters to a simple star.



# Technical specifications

## Ball material properties

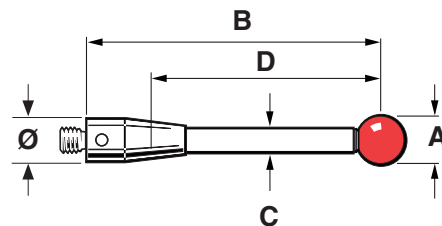
Stylus type	Material	Grade	Deviation from spherical form	Structure	Composition	Purity	Density	Hardness	Compression strength	Bending strength	Fracture toughness K1c
			( $\mu\text{m}$ )	–	(wt%)	(%)	( $\text{g}/\text{cm}^3$ )	HV	(MPa)	(MPa)	( $\text{MN}/\text{m}^{3/2}$ )
AL <sub>2</sub> O <sub>3</sub> ruby balls	Synthetic ruby monocrystalline	Grade 5*	0.13	mono	99% AL <sub>2</sub> O <sub>3</sub>	99.90	3.90	2300	2100	400-700	1
Silicon nitride balls	Hard pressed Si <sub>3</sub> N <sub>4</sub>	Grade 5*	0.13	poly	Si <sub>3</sub> N <sub>4</sub>	90	3.0-3.2	1600	3000	850	6
Zirconia oxide balls	Sintered ZrO <sub>2</sub>	Grade 5*	0.13	poly	ZrO <sub>2</sub>	90-95	6.05	1200	2000	1000	10
Alumina hollow balls	White ceramic sintered alumina AL <sub>2</sub> O <sub>3</sub>	–	1	poly	AL <sub>2</sub> O <sub>3</sub>	99.80	3.8-3.9	1900	2500	350	3.5
Silver steel disks	Silver steel	–	1	–	–	–	8	450	–	–	–
Silver steel simple cylinder	Silver steel	–	Roundness 4 $\mu\text{m}$	–	–	–	8	200	–	–	–
Ruby ball ended cylinder	Synthetic ruby	Ball: Grade 5*	Ball deviation from spherical form: 0.13 Concentricity: Ball/cylinder 4 $\mu\text{m}$	mono	99% AL <sub>2</sub> O <sub>3</sub>	99.90	3.99	2300	2300	400-700	1
Tungsten carbide ball ended cylinder	Tungsten carbide	–	+ 20 $\mu\text{m}$ end radius	–	92-93.5% WC 6.5-8% CO	14.8	14.95	1550	6000	–	–
Silver steel simple pointer	Silver steel	–	Cone angle 30°	–	–	–	8	300	–	–	–
Tungsten carbide radius end pointer	Tungsten carbide	–	Cone angle 30°	–	92-93.5% WC 6.5-8% CO	99.90	15	1550	6000	–	–
Aluminum hollow balls	Al. alloy 6082-T6	–	30 $\mu\text{m}$	–	95.2-98.3% AL	–	2.7	95	–	–	–

\* Refers to DIN-5401 ball grade standard

\* Grade 3 sphericity balls are available on request.

## Extension material properties

Material	Coefficient of expansion @ 25 °C
Stainless steel	16x10 <sup>-6</sup> /°C
Tungsten carbide	5x10 <sup>-6</sup> /°C
White ceramic sintered alumina	8.1x10 <sup>-6</sup> /°C
Carbon fiber	-0.4x10 <sup>-6</sup> /°C
Titanium	9.2x10 <sup>-6</sup> /°C
Ruby	4.5x10 <sup>-6</sup> /°C
Silicon nitride	3.2x10 <sup>-6</sup> /°C
Zirconia	10.5x10 <sup>-6</sup> /°C



- A** Ball diameter
- B** Overall length
- C** Stem diameter
- D** Effective working length
- Ø M2 = 3 mm
- Ø M3 = 4 mm
- Ø M4 = 7 mm
- Ø M5 = 10 mm

## Styli and accessories

# M2 styli and extensions quick reference guide

These are a selection of the most popular styli.

### Ruby ball / stainless steel stem

Ball diameter	1.0 (0.04)	1.5 (0.06)	2.0 (0.08)	2.5 (0.10)	3.0 (0.12)	4.0 (0.16)	5.0 (0.20)	6.0 (0.24)	8.0 (0.32)
Length 10 mm	A-5000-7806	A-5000-7802	A-5000-7807	A-5000-7803	A-5000-3604	A-5000-4154	A-5000-4155	A-5000-4156	A-5000-4158
20 mm	-	-	A-5000-3603	A-5000-7804	A-5000-4160	A-5000-4161	-	-	-

### Ruby ball / tungsten carbide stem

Ball diameter	0.3 (0.012)	0.5 (0.02)	0.7 (0.03)	1.0 (0.04)	1.5 (0.06)	2.0 (0.08)	2.5 (0.10)	3.0 (0.12)	4.0 (0.16)	5.0 (0.20)
Length 10 mm	A-5000-7800	A-5000-7805	A-5000-7801	A-5003-1325	-	-	-	-	-	-
20 mm	-	A-5003-1345	A-5003-0577	SEE DRAWING	A-5003-0034	A-5003-3822	A-5003-1896	A-5003-0938	A-5003-1029	A-5003-0046
30 mm	-	-	-	A-5000-8663	A-5003-0035	A-5003-0036	A-5003-0038	A-5003-0040	A-5003-0043	A-5003-0047
40 mm	-	-	-	-	-	A-5003-0037	A-5003-0039	A-5003-0041	A-5003-0044	A-5003-0048
50 mm	-	-	-	-	-	-	-	A-5003-0042	A-5003-0045	A-5003-0049

### Ruby ball / ceramic stem

Ball diameter	3.0 (0.12)	4.0 (0.16)	5.0 (0.20)	6.0 (0.24)
Length 30 mm	A-5003-4177	A-5003-1370	A-5003-4779	A-5003-4780
50 mm	A-5003-0064	A-5003-0065	A-5003-0066	A-5003-0470

### Ruby ball / carbon fiber stem

Ball diameter	4.0 (0.16)	5.0 (0.20)	6.0 (0.24)
Length 30 mm	A-5003-4241	A-5003-4781	A-5003-4782
50 mm	A-5003-2285	A-5003-2286	A-5003-2287
75 mm	A-5003-4784	A-5003-4785	A-5003-4786
100 mm	A-5003-2289	A-5003-2290	A-5003-2291

### Stylus extensions

Length	5.0 (0.20)	10.0 (0.40)	20.0 (0.80)	30.0 (1.19)	40.0 (1.58)	50.0 (1.97)	70.0 (2.76)	90.0 (3.55)
Stainless steel	A-5004-7610	A-5004-7585	A-5004-7586	A-5004-7591	A-5004-7611	-	-	-
Ceramic	-	-	-	A-5003-0070	A-5003-0071	A-5003-0072	-	-
Carbon fiber	-	-	-	-	A-5003-2280	A-5003-2281	A-5003-2282	A-5003-2283

## M3 styli and extensions quick reference guide

These are a selection of the most popular styli.

### Ruby ball / stainless steel stem

Ball diameter		1.0 (0.04)	2.0 (0.08)	3.0 (0.12)	4.0 (0.16)	5.0 (0.20)
Length	21 mm	A-5000-3551	A-5000-3552	A-5000-3553	A-5000-7606	A-5000-7630
	31 mm	–	–	–	A-5000-3554	A-5000-7648

### Ruby ball / tungsten carbide stem

Ball diameter		0.5 (0.02)	1.5 (0.06)	2.0 (0.08)	2.5 (0.10)	3.0 (0.12)	4.0 (0.16)	5.0 (0.20)
Length	21 mm	A-5000-7632	A-5003-0050	–	A-5003-0054	–	–	–
	30 mm	–	A-5003-0051	A-5003-0052	A-5003-0055	A-5003-0057	–	–
	40 mm	–	–	A-5003-0053	A-5003-0056	A-5003-0058	A-5003-0060	A-5003-0062
	50 mm	–	–	–	–	A-5003-0059	A-5003-0061	A-5003-0063

### Ruby ball / ceramic stem

Ball diameter		3.0 (0.12)	4.0 (0.16)	5.0 (0.20)
Length	50 mm	A-5003-0067	A-5003-0068	A-5003-0069

### Ruby ball / carbon fiber stem

Ball diameter		6.0 (0.24)	8.0 (0.32)
Length	75 mm	A-5003-4860	A-5003-4861
	100 mm	A-5003-4862	A-5003-4863

### Stylus extensions

Length	10.0 (0.40)	20.0 (0.80)	35.0 (1.38)	50.0 (1.97)	70.0 (2.76)
Stainless steel	A-5004-7609	A-5004-7583	A-5004-7584	–	–
Ceramic	–	–	–	A-5003-0075	–
Carbon fiber	–	–	–	A-5003-4864	A-5003-4865

## M4 styli and extensions quick reference guide

These are a selection of the most popular styli.

### Ruby ball / stainless steel stem

Ball diameter	1.0 (0.04)	2.0 (0.08)	3.0 (0.12)	4.0 (0.16)	5.0 (0.20)	6.0 (0.24)	8.0 (0.32)
Length 10 mm	–	–	–	–	A-5000-6350	–	–
20 mm	A-5000-7545	A-5000-7547	A-5000-7549	A-5000-7551	SEE DRAWING	A-5000-7555	A-5000-7557
30 mm	–	–	–	–	A-5000-6352	–	–
50 mm	–	–	–	–	A-5000-7521	–	–
100 mm	–	–	–	–	A-5000-7522	–	–

### Ruby ball / tungsten carbide stem

Ball diameter	1.0 (0.04)	2.0 (0.08)	3.0 (0.12)	4.0 (0.16)	5.0 (0.20)	6.0 (0.24)
Length 20 mm	A-5003-4792	A-5003-2932	A-5003-4793	A-5003-4794	A-5003-4795	A-5003-4796
50 mm	–	A-5003-4797	A-5003-3680	A-5003-4799	A-5003-4800	A-5003-4801

### Ruby ball / ceramic stem

Ball diameter	5.0 (0.20)	6.0 (0.24)	8.0 (0.32)
Length 50 mm	A-5003-0235	A-5000-3709	A-5000-7795
75 mm	A-5003-0236	A-5003-2764	A-5003-4802
100 mm	A-5000-9761	A-5000-3712	A-5000-7796

### Ruby ball / carbon fiber stem

Ball diameter	6.0 (0.24)	8.0 (0.32)
Length 50 mm	A-5003-1436	–
100 mm	A-5003-1358	–
150 mm	A-5003-1255	–
200 mm	A-5003-1075	–
300 mm	–	A-5003-3461

### Stylus extensions

Length	10.0 (0.41)	15.0 (0.60)	20.0 (0.79)	30.0 (1.19)	50.0 (1.97)	100.0 (3.94)
Stainless steel	A-5004-7599	A-5004-7600	A-5004-7601	A-5004-7602	–	–
Ceramic	–	–	–	A-5000-7754	A-5000-7755	A-5000-7727



## M5 styli and extensions quick reference guide

These are a selection of the most popular styli.

### Ruby ball / tungsten carbide stem

Ball diameter	0.3 (0.012)	0.5 (0.02)	0.7 (0.03)	1.0 (0.04)	1.5 (0.06)	2.0 (0.08)	2.5 (0.10)	3.0 (0.12)	4.0 (0.16)	5.0 (0.20)
Length 20 mm	A-5003-5201	A-5003-5202	A-5003-5203	A-5003-5204	A-5003-5205	A-5003-5206	A-5003-5207	A-5003-5208	A-5003-5209	A-5003-5210
30 mm	A-5003-5211	A-5003-5212	A-5003-5213	A-5003-5214	A-5003-5215	A-5003-5216	A-5003-5217	A-5003-5218	A-5003-5219	A-5003-5220
40 mm	–	–	–	–	A-5003-5221	A-5003-5222	A-5003-5223	A-5003-5224	–	–
50 mm	A-5003-5225	A-5003-5226	A-5003-5227	A-5003-5228	A-5003-5229	SEE DRAWING	A-5003-5232	A-5003-5234	A-5003-5235	A-5003-5236
75 mm	A-5003-5240	A-5003-5241	A-5003-5242	A-5003-5243	A-5003-5244	–	–	A-5003-5253	SEE DRAWING	SEE DRAWING
100 mm	–	–	–	–	–	–	A-5003-5254	–	–	–

### Ruby ball / carbon fiber stem

Ball diameter	2.5 (0.10)	6.0 (0.24)	8.0 (0.32)	10.0 (0.40)
Length 20 mm	–	–	–	–
30 mm	–	–	–	–
40 mm	–	–	–	–
50 mm	–	A-5003-5237	A-5003-5238	A-5003-5239
75 mm	–	A-5003-5250	A-5003-5251	A-5003-5252
100 mm	–	SEE DRAWING	SEE DRAWING	SEE DRAWING
150 mm	–	A-5003-5265	A-5003-5266	A-5003-5267
200 mm	–	A-5003-5268	A-5003-5269	A-5003-5270
300 mm	–	A-5003-5271	A-5003-5272	A-5003-5273

### Stylus extensions

Length	10.0 (0.41)	20.0 (0.79)	30.0 (1.19)	40.0 (1.58)	50.0 (1.97)	60.0 (2.37)	70.0 (2.76)	80.0 (3.15)	90.0 (3.55)	100.0 (3.94)
CF/titanium (Ø11 mm)	–	–	–	A-5555-0647	A-5555-0648	A-5555-0649	A-5555-0623	A-5555-0650	A-5555-0651	A-5555-0652
CF/titanium (Ø20 mm)	–	–	–	A-5555-0620	A-5555-0657	A-5555-0658	–	A-5555-0621	–	A-5555-0659
Stainless steel	A-5555-0142	A-5555-0140	A-5555-0669	–	A-5555-0670	–	–	–	–	A-5555-0136
Aluminum tube	–	–	–	–	A-5555-0671	–	–	–	–	A-5555-0127

Length	120.0 (4.76)	150.0 (5.91)	180.0 (7.09)	200.0 (7.88)	250.0 (9.85)	300.0 (11.82)	400.0 (15.76)	500.0 (19.70)	600.0 (23.64)
CF/titanium (Ø11 mm)	A-5555-0425	A-5555-0424	A-5555-0653	A-5555-0654	A-5555-0655	A-5555-0642	A-5555-0656	–	–
CF/titanium (Ø20 mm)	A-5555-0660	A-5555-0661	A-5555-0662	A-5555-0663	A-5555-0427	A-5555-0664	A-5555-0665	A-5555-0667	A-5555-0668
Stainless steel	–	–	–	–	–	–	–	–	–
Aluminum tube	–	–	–	A-5555-0125	–	–	–	–	–

### Accuracy at the point of contact

As industry has developed its requirement for increasingly diverse and complex manufactured parts, inspection systems have had to work hard to keep up. The use of co-ordinate measuring machines (CMMs) with probing systems and in-process inspection on machine tools are two of the solutions offered by Renishaw to help you maximize your productivity and maintain the highest quality.

Successful gaging depends very much on the ability of the probe's stylus to access a feature and then maintain accuracy at the point of contact. At Renishaw, we have used our expertise in probe and stylus design to develop a comprehensive range of CMM and machine tool styli to offer you the greatest possible precision.

These notes explain the critical features of every stylus type, helping you to choose the right design for each inspection need.

### What is a stylus?

A stylus is that part of the measuring system which makes contact with the component, causing the probe's mechanism to displace. The generated signal enables a measurement to be taken. The feature to be inspected dictates the type and size of stylus used. In all cases, however, maximum rigidity of the stylus and perfect sphericity of the tip are vital.

To achieve this, Renishaw's stylus stems are produced on CNC machine tools to exacting standards. Great care is taken to ensure that location faces give maximum stiffness whilst stylus mass is optimized to suit Renishaw's range of probes.

Genuine Renishaw stylus balls are produced to the highest standards and are bonded to the stems in such a way as to ensure maximum joint integrity.

The performance of your gaging can easily be degraded if you use a stylus with poor ball roundness, poor ball location, bad thread fit or a compromised design that allows excessive bending during measurement. To ensure the integrity of the data you gather, make certain that you specify and use a stylus from the comprehensive range of genuine Renishaw styli.

### What naming protocol does Renishaw use to describe its styli range?

Renishaw uses the following naming protocol to allow easy identification of styli by name and part number. The examples below show how this protocol is assigned and describe the abbreviations used:

#### Straight styli

**M2 STY D2R L20 EWL14 d1.4SS**

The above protocol describes an M2 threaded straight stylus fitted with a 2 mm diameter ruby ball. It has an overall length of 20 mm, has an effective working length (EWL) of 14 mm and has a 1.4 mm diameter stainless steel stem.

#### Star styli

**M2 STR D2R L20 5BALL L19.5 S32**

The above protocol describes an M2 threaded star stylus fitted with a 2 mm diameter ruby ball. It has five balls on the star and an overall length of 19.5 mm (from the center of the ball to the rear of the star mounting face when assembled to a probe). The span of the star cluster is 32 mm.

#### Disk styli

**M2 DSC SD18 SLVS T2.2 L2.6 BR-Y**

The above protocol describes an M2 threaded disk stylus with a spherical diameter disk of 18 mm. It is made from silver steel with a disk thickness of 2.2 mm and a length of 2.6 mm. BR stands for balls/rollers followed by yes (Y) or no (N).

#### Cylinder styli

**M2 CYL D3 SLVS L13 EWL4**

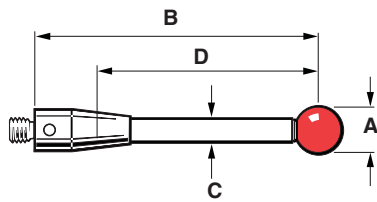
The above protocol describes an M2 threaded cylinder stylus with a critical measuring element diameter of 3 mm made from silver steel. It has an overall length of 13 mm and an EWL of 4 mm.

#### Extensions

**M4 EXT L15 d7 SS**

The above protocol describes an M4 threaded extension with a length of 15 mm and a diameter of 7 mm. The extension is made from stainless steel.

## Terminology



- A Ball diameter
- B Overall length
- C Stem diameter
- D Effective working length

### Overall length

Renishaw uses a standard description of overall length, measuring from the rear mounting face of the stylus to the center of the ball.

### Effective working length (EWL)

This is measured from the center of the ball to the point at which the stem will foul against the feature when measuring 'normal' to the part.

### Choosing a stylus

To maintain accuracy at the point of contact, we recommend that you:

#### Keep styli short

The more a stylus bends or deflects, the lower the accuracy. Probing with the minimum stylus length for your application is the best option.

#### Minimize joints

Every time you join styli and extensions, you introduce potential bending and deflection points. Try, wherever possible, to keep to the minimum number of pieces for your application.

#### Keep the ball as large as possible

There are two reasons for this:

- firstly, it maximizes your ball/stem clearance, thereby reducing the chances for false triggers caused by 'shanking out' on the stylus stem
- secondly, the larger ball reduces the effect of the surface finish of the component being inspected.

## The range of genuine Renishaw styli

### Ball material

#### Ruby

The industry standard and the optimum stylus ball material for a vast majority of measurement applications, ruby is one of the hardest known materials. Synthetic ruby is 99% pure aluminum oxide which is grown into crystals (or "boules") at 2000 °C using the Verneuil process.

The boules are then cut and gradually machined into a highly spherical form. Ruby balls are exceptionally smooth on the surface, have great compressive strength and a high resistance to mechanical corrosion.

Very few applications exist where ruby is not the preferred ball material, however there are two applications where balls manufactured from other materials are recommended.

The first is for heavy-duty scanning applications on aluminum. Because the materials attract, a phenomenon known as 'adhesive wear' can occur, which involves build up of aluminum from the surface onto the ball. A better ball material for such applications is silicon nitride.

The second is in heavy-duty scanning applications on cast iron. Interaction between the two materials can result in 'abrasive wear' of the ruby ball surface. For such applications, zirconia balls are recommended.

#### Silicon nitride

Silicon nitride possesses many similar properties to ruby. It is a very hard and wear-resistant ceramic which can be machined into very high precision spheres. It can also be polished to an extremely smooth surface finish. Silicon nitride does not have the attraction to aluminum and so does not exhibit the adhesive wear seen with ruby in similar applications. However, silicon nitride does show significant abrasive wear characteristics when scanning on steel surfaces and so its applications are best confined to aluminum.

#### Zirconia

Zirconia is a particularly tough ceramic material with hardness and wear characteristics approaching those of ruby. Its surface properties make it an ideal material for aggressive scanning applications on cast iron components.

### Stem material

#### Steel

Stylus stems manufactured from stainless steel are used widely for styli with ball/tip diameters of 2 mm or greater and with lengths up to 30 mm. Within this range, one-piece steel stems offer the optimum stiffness-to-weight ratio, giving adequate ball/stem clearance without compromising stiffness with a joint between the stem and threaded body.

Please contact us if you require any styli with special ball materials. We can recommend the most suitable material for scanning different materials.

# Styli and accessories

## Tungsten carbide

Tungsten carbide stems are best used for maximizing stiffness with either small stem diameters required for ball diameters of 1 mm and below, or lengths up to 50 mm. Beyond this, weight can become a problem and stiffness is lost due to deflection at the stem to body joint.

## Ceramic

For ball diameters greater than 3 mm, and lengths over 30 mm, ceramic stems offer stiffness comparable to steel but are significantly lighter than tungsten carbide. Ceramic stemmed styli can also offer additional crash protection to your probe as the stem will shatter in a collision.

## Carbon fiber (Renishaw GF)

There are many grades of carbon fiber materials, however Renishaw GF combines optimum stiffness characteristics, both longitudinally and in torsion (important in star constructions), with extremely low weight. Carbon fiber is inert and this, combined with a special resin matrix, provides excellent protection in the most hostile of machine tool environments.

Renishaw GF is ideal for maximizing stiffness while giving very low mass for styli above 50 mm in length. It is the optimum stem material for high-accuracy strain gage technology probes with excellent vibration-damping characteristics and negligible co-efficient of thermal expansion.

The genuine Renishaw stylus range comprises several types:

## Straight styli



These are the simplest form of stylus, incorporating highly spherical industrial ruby balls and a choice of stem material.

Ruby is an extremely hard material and hence stylus wear is minimized. It is also of low density, keeping tip mass to a minimum, which avoids unwanted probe triggers caused by machine motion or vibration.

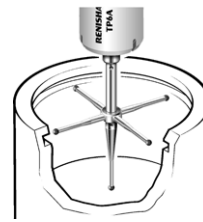
Mounted on stems made from a range of materials – stainless steel, tungsten carbide, ceramic and a specialized carbon fiber material, “Renishaw GF” – these simple ruby ball styli are suitable for most inspection applications.

Each stylus has an effective working length (EWL) which is the penetration that can be achieved by the ball before the stem fouls against the feature.

The size of the ball and the EWL of the stylus chosen are dictated by the size of the feature to be inspected. However, keeping the stylus ball as large as possible and the stem as short as possible will ensure maximum ball/stem clearance, whilst providing a greater yet still rigid EWL. Using larger ruby balls also reduces the effect of the surface finish of the component being inspected.

Probing with very long stylus/extension combinations is not recommended with standard kinematic touch trigger probes as the rigidity is reduced and accuracy lost due to stylus bending. This is not the case with other types of probe such as those with strain gage technology, as their very low trigger forces permit the use of long stylus/extension combinations without a significant loss of accuracy.

## Star styli



These stylus clusters provide you with multiple-tip probing of complex features and bores. Four or five ruby ball systems are mounted rigidly on a stainless steel center. Three standard sizes are offered – alternatively, you can create custom-made star styli using a 5-way stylus center and any of the genuine Renishaw stylus range.

Star styli can be used to inspect a variety of different features. Their use can reduce inspection cycle times by allowing multi-tip probing, minimizing the need to move the probe to extreme points of internal features such as the sides or grooves in a bore. Using star styli also allows effective probing in the –Z (upwards) direction when using a 5-way probe, provided that the stylus tips extend beyond the diameter of the probe body. Each tip on a star stylus requires datuming (sometimes referred to as ‘qualifying’ or ‘calibrating’) in the same manner as a single-ball stylus. The ‘span’ of star styli is taken from ball center to ball center.

## Disk styli



These styli are used to probe undercuts and grooves within bores which may be inaccessible to star styli. They are ‘sections’ of highly spherical balls and are available in various diameters and thicknesses. Full rotational adjustment and the ability to add a center stylus are features of the Renishaw range of disk styli that make them particularly flexible and easy to use.

Probing with the 'spherical edge' of a simple disk is effectively the same as probing on or about the equator of a large stylus ball. However, only a small area of this ball surface is available for contact and hence thinner disks require careful angular alignment in order to ensure correct contact with the feature being probed.

A simple disk requires datuming for only one diameter (usually in a ring gage), but limits effective probing to only X and Y directions.

Adding a 'radius end roller' allows you to datum and hence probe in the Z direction, provided that the center of the 'radius end roller' extends beyond the diameter of the probe. The 'radius end roller' can be datumed on a sphere or a slip gage. Rotating and locking the disk about its center axis allows the 'radius end roller' to be positioned to suit the application.

Disks may also have a threaded center to allow the fixing of a center stylus, giving the additional flexibility of probing the bottom of deep bores (where access for the disk may be limited).

## Styli for specialist applications

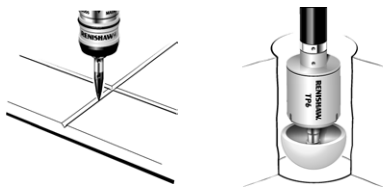
A range of specialist styli is available to enable probing of features such as thread form, thin sectioned material, tool setting and other specialist applications.

### Cylinder styli



These are used for probing holes in thin sheet material. In addition, various threaded features can be probed and the centers of tapped holes located. Ball-ended cylinder styli allow full datuming and probing in X, Y and Z directions, thus allowing surface inspection to be performed.

### Pointer and ceramic hollow ball styli



Pointer styli are designed for the inspection of thread forms, specific points and scribed lines (to lower accuracy). The use of a radius end pointer stylus allows more accurate datuming and probing of features as detailed above and can also be used to inspect the location of very small holes.

Ceramic hollow ball styli are ideal for probing deep features and bores in X, Y and Z directions, with the need to datum only one ball. There are two versions in the range, 18 mm and 30 mm diameter, specially designed for the TP2 / TP20 / TP200 and TP6 probes respectively. Probing with such a large diameter ball can average out the effects of very rough surfaces.

## Tool setting styli



Typically, these are fitted with a square tip and can have threaded or plain shaft attachments. The tip faces are ground to ensure high squareness and parallelism. The TS27R tool setting probe for machining centers can also be fitted with a tungsten carbide disk stylus.

## Crash protection devices



Renishaw's stylus crash protection devices are designed to break in the event of impact and protect the probe from damage.

## Accessories and tools

A wide range of accessories including extensions, 4 and 5-way centers and stylus knuckles complement the genuine Renishaw stylus range to achieve fully flexible inspection.

### Stylus centers



These provide maximum probing flexibility with a single probe. Taking up to five styli of the same mounting thread, this accessory allows you to build stylus configurations to your own specification.

### Stylus knuckles



These give full adjustment about two axes, allowing the stylus to be orientated to probe angled features. This adjustment is especially useful when the probe cannot be correctly orientated by the probe head, or when access for the head is limited.

## Styli and accessories

### Stylus extensions



These provide additional probing penetration by extending the stylus away from the probe. However, using stylus extensions can reduce probe accuracy due to loss of rigidity. This is not the case with electronic probes, whose extremely low trigger forces render them less sensitive to this type of inaccuracy.

### Stylus thread adaptors



These allow M2, M3, M4 and M5 threaded styli to be interchanged on the majority of touch trigger probes. They are particularly useful for adapting the extensive range of specialized application M2 styli for use on larger probes.

### Stylus tools

Specifically designed for mounting styli correctly onto probes and for the construction of specialized stylus combinations, Renishaw's stylus tools protect your investment.

#### S7 stylus tool



The S7 stylus tool is used for tightening styli and accessories when connecting to one another or directly into the probe. It is specifically designed to yield if excessive tightening force is applied, avoiding damage to the threads of stylus and probe.

#### Stylus crank



A stylus crank can allow access to features that are otherwise difficult to reach, and are often used in lathe inspection applications.

### Renishaw stylus kits

Renishaw styli and accessories are available in a wide selection of kits, ranging from a small precision set of the most frequently used styli, to a comprehensive set to meet virtually every inspection need.

Some sets are housed in a quality wooden case for maximum protection and superb presentation. The styli are held in a wood insert, individually located in a nylon sleeve providing protection for the mounting threads. This type of box features a removable module which houses up to twelve ruby ball styli and contains a tray for disks, tools and accessories. This allows the stylus selection for a particular inspection task to be brought to the CMM's table. The sloping lid design of this kit provides easy access to styli, minimizing handling of ruby balls and contact surfaces, thus aiding cleanliness.

Probing kits are also available to include a probe, probe head, extension bars and styli.

### Custom design service

If you cannot achieve your objectives using our extensive range of standard products, Renishaw's Styli and Custom Products Division offers a unique service by providing customers with a total solution for their probing needs for CMM, machine tool or scanning applications.

The Division includes expertise in applications, design, engineering and manufacturing with extensive experience in providing tailor-made product solutions to specific customer's requirements.

In many application problems, the solution lies in the choice of the stylus which influences access of the workpiece features, inspection times and probe performance. All of these aspects are considered within the design of a custom stylus, ensuring that the solution incorporates the ideal choice of materials and optimizes probe performance for your particular application.

Renishaw's Styli and Custom Products Division has supplied over 5,000 different custom styli into probing applications worldwide, so the solution to your application problem may already exist.

For advice and further details, please contact your nearest Renishaw distributor.

Always use genuine Renishaw styli or your probe performance will be compromised!

## M2 threaded stylus range

### Ruby ball styli (stainless steel stems)

Ball material	Part number									
<b>Ruby</b>	<b>A-5000-7806</b>	<b>A-5000-7802</b>	<b>A-5000-7807</b>	<b>A-5000-7803</b>	<b>A-5000-3604</b>	<b>A-5000-4154</b>	<b>A-5000-4155</b>	<b>A-5000-4156</b>	<b>A-5000-4158</b>	
Price	\$32	\$22	\$22	\$22	\$22	\$22	\$36	\$39	\$72	
<b>Silicon nitride</b>	<b>A-5004-0210</b>	<b>A-5004-1918</b>	<b>A-5003-6120</b>	<b>A-5004-1920</b>	<b>A-5003-2138**</b>	<b>A-5003-9524</b>	<b>A-5004-1921</b>	<b>A-5004-0237**</b>	<b>A-5004-1922</b>	
Price	\$53	\$69	\$69	\$69	\$69	\$69	\$78	\$78	\$112	
<b>Zirconia</b>	<b>A-5003-7757**</b>	<b>A-5004-0165</b>	<b>A-5003-7723</b>	<b>A-5004-2913</b>	<b>A-5004-2914</b>	<b>A-5003-7261**</b>	<b>A-5003-2186</b>	<b>A-5004-2203**</b>	<b>A-5004-2915</b>	
Price	\$69	\$69	\$69	\$69	\$69	\$69	\$78	\$78	\$112	
<b>A</b>	Ball dia. mm (in.)	1.0 (0.04)	1.5 (0.06)	2.0 (0.08)	2.5 (0.10)	3.0 (0.12)	4.0 (0.16)	5.0 (0.20)	6.0 (0.24)	8.0 (0.32)
<b>B</b>	Length mm (in.)	10.0 (0.40)	10.0 (0.40)	10.0 (0.40)	10.0 (0.40)	10.0 (0.40)	10.0 (0.40)	10.0 (0.40)	10.0 (0.40)	11.0 (0.44)
<b>C</b>	Stem dia. mm (in.)	0.7 (0.03)	0.7 (0.03)	1.0 (0.04)	1.0 (0.04)	1.5 (0.06)	1.5 (0.06)	2.5 (0.10)	2.5 (0.10)	2.5 (0.10)
<b>D</b>	EWL* mm (in.)	4.5 (0.18)	4.5 (0.18)	6.0 (0.24)	6.5 (0.26)	7.0 (0.28)	10.0 (0.40)	10.0 (0.40)	10.0 (0.40)	11.0 (0.44)
	Mass grams	0.3	0.3	0.3	0.3	0.4	0.4	0.7	0.9	1.5

**10 mm range**

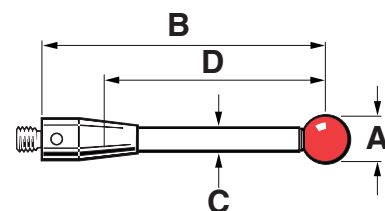
Ball material	Part number				
<b>Ruby</b>	<b>A-5000-3603</b>	<b>A-5000-7804</b>	<b>A-5000-4160</b>	<b>A-5000-4161</b>	
Price	\$25	\$25	\$25	\$25	
<b>Silicon nitride</b>	<b>A-5003-1730**</b>	<b>A-5004-1923</b>	<b>A-5003-6691</b>	<b>A-5004-0236**</b>	
Price	\$76	\$69	\$73	\$69	
<b>Zirconia</b>	<b>A-5004-2916</b>	<b>A-5004-2917</b>	<b>A-5004-1057</b>	<b>A-5004-2918</b>	
Price	\$69	\$69	\$69	\$69	
<b>A</b>	Ball dia. mm (in.)	2.0 (0.08)	2.5 (0.10)	3.0 (0.12)	4.0 (0.16)
<b>B</b>	Length mm (in.)	20.0 (0.79)	20.0 (0.79)	20.0 (0.79)	20.0 (0.79)
<b>C</b>	Stem dia. mm (in.)	1.4 (0.06)	1.4 (0.06)	1.5 (0.06)	1.5 (0.06)
<b>D</b>	EWL* mm (in.)	14.0 (0.56)	16.4 (0.65)	17.0 (0.67)	20.0 (0.79)
	Mass grams	0.4	0.4	0.5	0.6

**20 mm range**

### Ruby ball styli (tungsten carbide stems)

Ball material	Part number				
<b>Ruby</b>	<b>A-5000-7800</b>	<b>A-5000-7805</b>	<b>A-5000-7801</b>	<b>A-5003-1325</b>	
Price	\$111	\$90	\$84	\$77	
<b>Silicon nitride</b>	<b>A-5004-2016**</b>	<b>A-5003-2020**</b>	–	<b>A-5004-2018</b>	
Price	\$189	\$169	–	\$69	
<b>Zirconia</b>	–	<b>A-5003-7672**</b>	<b>A-5004-2632**</b>	<b>A-5004-2919**</b>	
Price	–	\$165	\$210	\$191	
<b>A</b>	Ball dia. mm (in.)	0.3 (0.012)	0.5 (0.02)	0.7 (0.03)	1.0 (0.04)
<b>B</b>	Length mm (in.)	10.0 (0.40)	10.0 (0.40)	10.0 (0.40)	10.0 (0.40)
<b>C</b>	Stem dia. mm (in.)	0.2 (0.01)	0.4 (0.02)	0.5 (0.02)	0.7 (0.03)
<b>D</b>	EWL* mm (in.)	2.0 (0.08)	3.0 (0.12)	4.0 (0.16)	4.0 (0.16)
	Mass grams	0.3	0.3	0.3	0.3

**10 mm range**



\*\* Special \* Effective working length

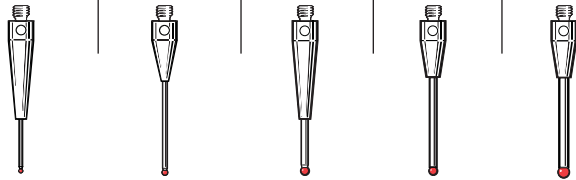


# M2 styli

## Ruby ball styli (tungsten carbide stems) – continued

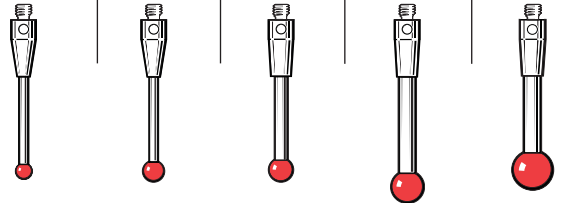
Ball material	Part number					
<b>Ruby</b>	<b>A-5003-1345</b>	<b>A-5003-0577</b>	<b>A-5000-7808</b>	<b>A-5003-0033</b>	<b>A-5003-0034</b>	
Price	\$105	\$107	\$49	\$55	\$55	
<b>Silicon nitride</b>	<b>A-5004-2019**</b>	–	<b>A-5004-1508</b>	<b>A-5004-2021</b>	<b>A-5004-1925</b>	
Price	\$169	–	\$86	\$86	\$86	
<b>Zirconia</b>	<b>A-5004-2920</b>	<b>A-5004-1714**</b>	<b>A-5004-0435</b>	<b>A-5004-2921</b>	<b>A-5004-2922</b>	
Price	\$217	\$104	\$86	\$86	\$86	
<b>A</b>	Ball dia. mm (in.)	0.5 (0.02)	0.7 (0.03)	1.0 (0.04)	1.0 (0.04)	1.5 (0.06)
<b>B</b>	Length mm (in.)	20.0 (0.79)	20.0 (0.79)	20.0 (0.79)	20.0 (0.79)	20.0 (0.79)
<b>C</b>	Stem dia. mm (in.)	0.3 (0.012)	0.5 (0.02)	0.7 (0.03)	0.8 (0.04)	1.0 (0.04)
<b>D</b>	EWL* mm (in.)	7.0 (0.28)	12.0 (0.48)	7.0 (0.28)	12.5 (0.50)	12.5 (0.50)
	Mass grams	0.48	0.32	0.50	0.41	0.50

20 mm range



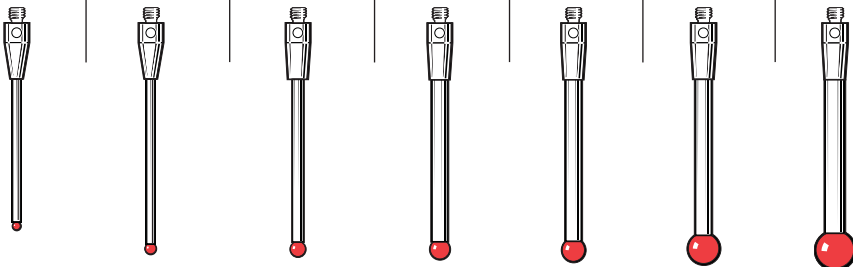
Ball material	Part number					
<b>Ruby</b>	<b>A-5003-3822</b>	<b>A-5003-1896</b>	<b>A-5003-0938</b>	<b>A-5003-1029</b>	<b>A-5003-0046</b>	
Price	\$27	\$72	\$78	\$78	\$44	
<b>Silicon nitride</b>	<b>A-5004-1017**</b>	<b>A-5004-1928</b>	<b>A-5004-1021</b>	<b>A-5004-1929</b>	<b>A-5004-1930</b>	
Price	\$86	\$86	\$86	\$86	\$95	
<b>Zirconia</b>	<b>A-5004-2923</b>	<b>A-5004-2924</b>	<b>A-5004-0437</b>	<b>A-5004-2925</b>	<b>A-5004-2926</b>	
Price	\$108	\$86	\$86	\$86	\$95	
<b>A</b>	Ball dia. mm (in.)	2.0 (0.08)	2.5 (0.10)	3.0 (0.12)	4.0 (0.16)	5.0 (0.20)
<b>B</b>	Length mm (in.)	20.0 (0.79)	20.0 (0.79)	20.0 (0.79)	22.0 (0.87)	20.0 (0.79)
<b>C</b>	Stem dia. mm (in.)	1.0 (0.04)	1.0 (0.04)	1.5 (0.06)	2.0 (0.08)	2.5 (0.10)
<b>D</b>	EWL* mm (in.)	14.0 (0.55)	15.5 (0.62)	17.0 (0.67)	22.0 (0.87)	20.0 (0.79)
	Mass grams	0.48	0.50	0.77	1.24	1.98

20 mm range



Ball material	Part number							
<b>Ruby</b>	<b>A-5000-8663</b>	<b>A-5003-0035</b>	<b>A-5003-0036</b>	<b>A-5003-0038</b>	<b>A-5003-0040</b>	<b>A-5003-0043</b>	<b>A-5003-0047</b>	
Price	\$84	\$38	\$44	\$44	\$44	\$44	\$49	
<b>Silicon nitride</b>	<b>A-5004-2022</b>	<b>A-5004-1931</b>	<b>A-5003-7573**</b>	<b>A-5004-1932</b>	<b>A-5004-1933</b>	<b>A-5004-1944</b>	<b>A-5004-1945</b>	
Price	\$86	\$86	\$86	\$86	\$86	\$86	\$95	
<b>Zirconia</b>	<b>A-5004-2927</b>	<b>A-5004-1711**</b>	<b>A-5004-1058</b>	<b>A-5004-2928</b>	<b>A-5004-0264</b>	<b>A-5004-2929</b>	<b>A-5004-2930</b>	
Price	\$104	\$86	\$86	\$86	\$86	\$86	\$95	
<b>A</b>	Ball dia. mm (in.)	1.0 (0.04)	1.5 (0.06)	2.0 (0.08)	2.5 (0.10)	3.0 (0.12)	4.0 (0.16)	5.0 (0.20)
<b>B</b>	Length mm (in.)	27.5 (1.08)	30.0 (1.19)	30.0 (1.19)	30.0 (1.19)	30.0 (1.19)	30.0 (1.19)	30.0 (1.19)
<b>C</b>	Stem dia. mm (in.)	0.7 (0.03)	1.0 (0.04)	1.5 (0.06)	2.0 (0.08)	2.0 (0.08)	2.0 (0.08)	2.5 (0.10)
<b>D</b>	EWL* mm (in.)	20.5 (0.81)	22.5 (0.89)	22.5 (0.89)	22.5 (0.89)	27.0 (1.06)	30.0 (1.19)	30.0 (1.19)
	Mass grams	0.40	0.58	0.99	1.48	1.49	1.57	2.57

30 mm range



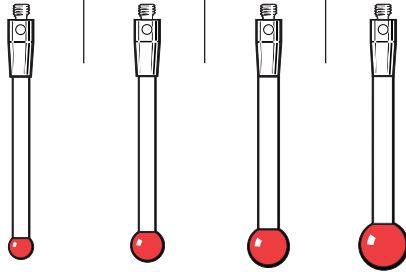
\* Effective working length

\*\* Special

### Ruby ball styli (ceramic stems)

Ball material	Part number			
<b>Ruby</b>	<b>A-5003-4177</b>	<b>A-5003-1370</b>	<b>A-5003-4779</b>	<b>A-5003-4780</b>
Price	\$84	\$50	\$86	\$92
<b>Silicon nitride</b>	<b>A-5004-1946</b>	<b>A-5004-1952</b>	<b>A-5004-1953</b>	<b>A-5004-1954</b>
Price	\$103	\$103	\$112	\$121
<b>Zirconia</b>	<b>A-5004-2931</b>	<b>A-5004-2932</b>	<b>A-5004-2933</b>	<b>A-5004-2934</b>
Price	\$103	\$103	\$112	\$121
<b>A</b> Ball dia. mm (in)	3.0 (0.12)	4.0 (0.16)	5.0 (0.20)	6.0 (0.24)
<b>B</b> Length mm (in)	30.0 (1.19)	30.0 (1.19)	30.0 (1.19)	30.0 (1.19)
<b>C</b> Stem dia mm (in)	2.0 (0.08)	2.0 (0.08)	2.5 (0.10)	2.5 (0.10)
<b>D</b> EWL* mm (in)	27.0 (1.06)	30.0 (1.19)	30.0 (1.19)	30.0 (1.19)
Mass grams	0.44	0.68	0.93	1.11

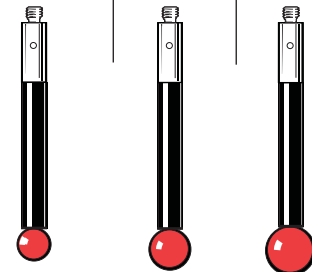
30 mm range



### Ruby ball styli (carbon fiber stems)

Ball material	Part number		
<b>Ruby</b>	<b>A-5003-4241**</b>	<b>A-5003-4781</b>	<b>A-5003-4782</b>
Price	\$100	\$104	\$109
<b>Silicon nitride</b>	<b>A-5004-1955</b>	<b>A-5004-1956</b>	<b>A-5004-1957</b>
Price	\$103	\$112	\$121
<b>Zirconia</b>	<b>A-5004-2935</b>	<b>A-5004-2936</b>	<b>A-5004-0618</b>
Price	\$164	\$112	\$121
<b>A</b> Ball dia. mm (in)	4.0 (0.16)	5.0 (0.20)	6.0 (0.24)
<b>B</b> Length mm (in)	30.0 (1.19)	30.0 (1.19)	30.0 (1.19)
<b>C</b> Stem dia mm (in)	3.0 (0.12)	3.0 (0.12)	3.0 (0.12)
<b>D</b> EWL* mm (in)	30.0 (1.19)	30.0 (1.19)	30.0 (1.19)
Mass grams	0.57	0.79	0.96

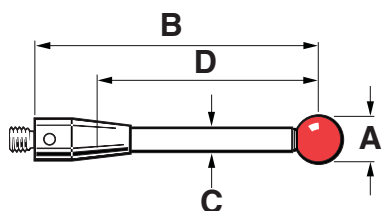
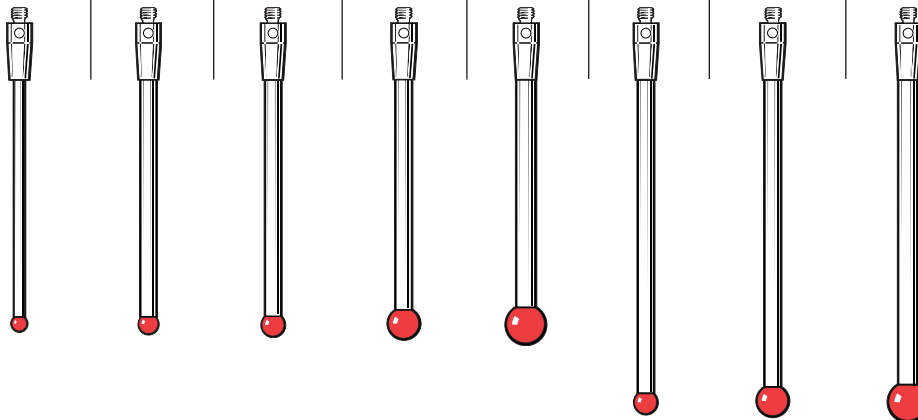
30 mm range



### Ruby ball styli (tungsten carbide stems)

Ball material	Part number								
<b>Ruby</b>	<b>A-5003-0037</b>	<b>A-5003-0039</b>	<b>A-5003-0041</b>	<b>A-5003-0044</b>	<b>A-5003-0048</b>	<b>A-5003-0042</b>	<b>A-5003-0045</b>	<b>A-5003-0049</b>	<b>A-5003-0049</b>
Price	\$49	\$49	\$49	\$49	\$53	\$44	\$49	\$53	\$53
<b>Silicon nitride</b>	<b>A-5003-7269**</b>	<b>A-5004-1959</b>	<b>A-5004-1960</b>	<b>A-5004-1961</b>	<b>A-5004-1962</b>	<b>A-5004-1963</b>	<b>A-5004-1964</b>	<b>A-5004-1965</b>	<b>A-5004-1965</b>
Price	\$143	\$86	\$86	\$86	\$95	\$86	\$86	\$95	\$95
<b>Zirconia</b>	<b>A-5004-2937</b>	<b>A-5004-2938</b>	<b>A-5004-1059</b>	<b>A-5004-2939</b>	<b>A-5004-2940</b>	<b>A-5004-2942</b>	<b>A-5004-2943**</b>	<b>A-5004-2944</b>	<b>A-5004-2944</b>
Price	\$86	\$86	\$86	\$86	\$95	\$86	\$86	\$95	\$95
<b>A</b> Ball dia. mm (in.)	2.0 (0.08)	2.5 (0.10)	3.0 (0.12)	4.0 (0.16)	5.0 (0.20)	3.0 (0.12)	4.0 (0.16)	5.0 (0.20)	5.0 (0.20)
<b>B</b> Length mm (in.)	40.0 (1.58)	40.0 (1.58)	40.0 (1.58)	40.0 (1.58)	40.0 (1.58)	50.0 (1.97)	50.0 (1.97)	50.0 (1.97)	50.0 (1.97)
<b>C</b> Stem dia. mm (in.)	1.5 (0.06)	2.0 (0.08)	2.0 (0.08)	2.0 (0.08)	2.5 (0.10)	2.0 (0.08)	2.0 (0.08)	2.5 (0.10)	2.5 (0.10)
<b>D</b> EWL* mm (in.)	32.5 (1.28)	32.5 (1.28)	37.0 (1.46)	40.0 (1.58)	40.0 (1.58)	47.0 (1.85)	50.0 (1.97)	50.0 (1.97)	50.0 (1.97)
Mass grams	1.29	1.95	1.97	2.04	3.17	2.44	2.52	3.75	3.75

40 mm – 50 mm range



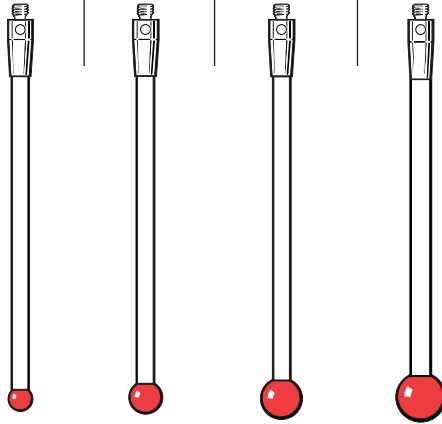
\*\* Special \* Effective working length

## M2 styli

### Ruby ball styli (ceramic stems)

Ball material	Part number			
<b>Ruby</b>	<b>A-5003-0064</b>	<b>A-5003-0065</b>	<b>A-5003-0066</b>	<b>A-5003-0470</b>
Price	\$70	\$70	\$90	\$86
<b>Silicon nitride</b>	<b>A-5004-1967</b>	<b>A-5004-1519</b>	<b>A-5004-1968**</b>	<b>A-5004-1969</b>
Price	\$103	\$115	\$112	\$201
<b>Zirconia</b>	<b>A-5004-2945</b>	<b>A-5004-2946</b>	<b>A-5004-2947</b>	<b>A-5004-2948</b>
Price	\$103	\$103	\$112	\$121
<b>A</b> Ball dia. mm (in)	3.0 (0.12)	4.0 (0.16)	5.0 (0.20)	6.0 (0.24)
<b>B</b> Length mm (in)	50.0 (1.97)	50.0 (1.97)	50.0 (1.97)	50.0 (1.97)
<b>C</b> Stem dia. mm (in)	2.0 (0.08)	2.0 (0.08)	2.5 (0.10)	2.5 (0.10)
<b>D</b> EWL* mm (in)	47.0 (1.85)	50.0 (1.97)	50.0 (1.97)	50.0 (1.97)
Mass grams	0.83	0.91	1.31	1.49

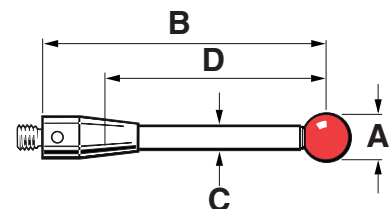
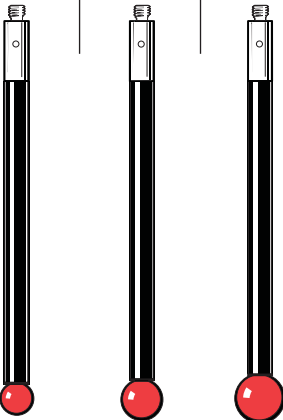
50 mm range



### Ruby ball styli (carbon fiber stems)

Ball material	Part number		
<b>Ruby</b>	<b>A-5003-2285</b>	<b>A-5003-2286</b>	<b>A-5003-2287</b>
Price	\$105	\$110	\$115
<b>Silicon nitride</b>	<b>A-5004-1970</b>	<b>A-5004-1971</b>	<b>A-5004-1972</b>
Price	\$103	\$112	\$121
<b>Zirconia</b>	<b>A-5004-1331</b>	<b>A-5004-1330</b>	<b>A-5004-1329</b>
Price	\$103	\$112	\$121
<b>A</b> Ball dia. mm (in)	4.0 (0.16)	5.0 (0.20)	6.0 (0.24)
<b>B</b> Length mm (in)	50.0 (1.97)	50.0 (1.97)	50.0 (1.97)
<b>C</b> Stem dia. mm (in)	3.0 (0.12)	3.0 (0.12)	3.0 (0.12)
<b>D</b> EWL* mm (in)	50.0 (1.97)	50.0 (1.97)	50.0 (1.97)
Mass grams	1.00	1.10	1.20

50 mm range



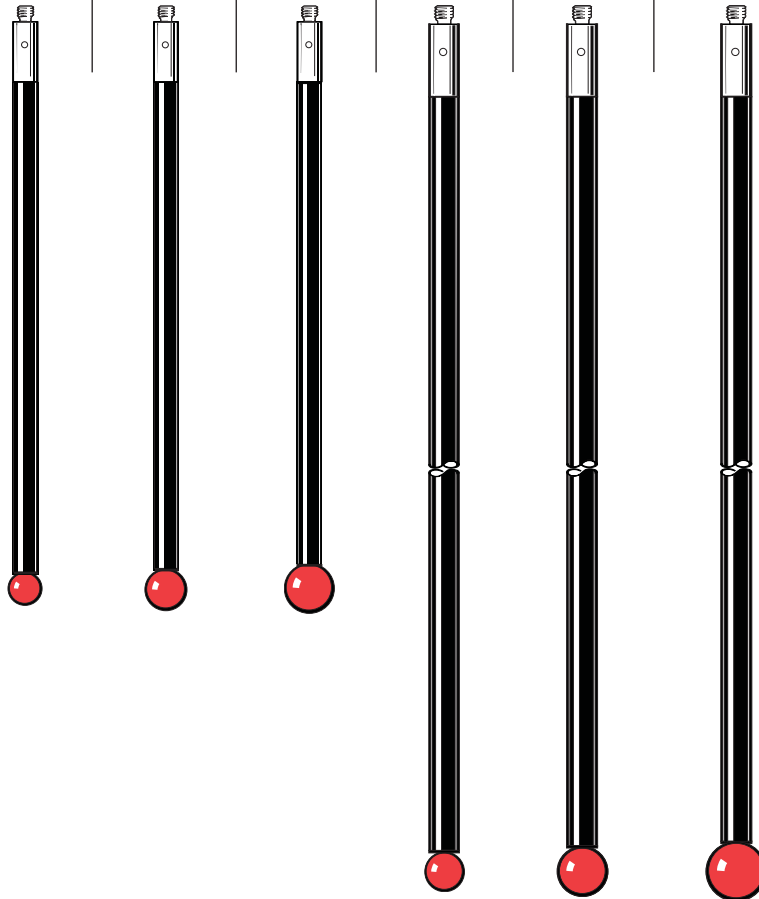
\* Effective working length

\*\* Special

## Ruby ball styli (carbon fiber stems)

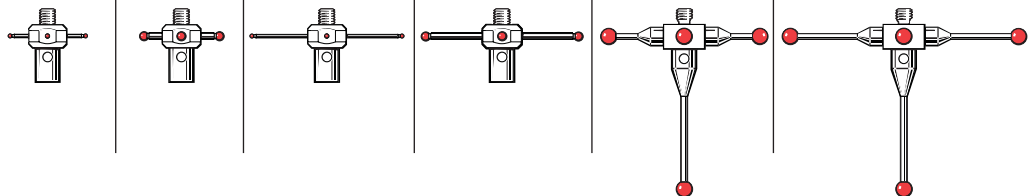
Ball material	Part number					
<b>Ruby</b>	<b>A-5003-4784</b>	<b>A-5003-4785</b>	<b>A-5003-4786</b>	<b>A-5003-2289</b>	<b>A-5003-2290</b>	<b>A-5003-2291</b>
Price	\$135	\$144	\$152	\$154	\$163	\$172
<b>Silicon nitride</b>	<b>A-5004-1973</b>	<b>A-5004-1974</b>	<b>A-5004-1975</b>	<b>A-5004-1976</b>	<b>A-5004-1977</b>	<b>A-5004-1978</b>
Price	\$121	\$121	\$121	\$121	\$121	\$138
<b>Zirconia</b>	<b>A-5004-2949</b>	<b>A-5004-2950</b>	<b>A-5004-2951</b>	<b>A-5004-2952</b>	<b>A-5004-2953</b>	<b>A-5004-2954</b>
Price	\$121	\$121	\$121	\$121	\$121	\$138
<b>A</b> Ball dia. mm (in.)	4.0 (0.16)	5.0 (0.20)	6.0 (0.24)	4.0 (0.16)	5.0 (0.20)	6.0 (0.24)
<b>B</b> Length mm (in.)	75.0 (2.96)	75.0 (2.96)	75.0 (2.96)	100.0 (3.94)	100.0 (3.94)	100.0 (3.94)
<b>C</b> Stem dia. mm (in.)	2.0 (0.08)	3.0 (0.12)	3.0 (0.12)	3.0 (0.12)	3.0 (0.12)	3.0 (0.12)
<b>D</b> EWL* mm (in.)	75.0 (2.96)	75.0 (2.96)	75.0 (2.96)	100.0 (3.94)	100.0 (3.94)	100.0 (3.94)
Mass grams	0.75	1.35	1.45	1.50	1.59	1.78

75 mm – 100 mm range



## Star styli (fixed)

Part number	<b>A-5003-4011</b>	<b>A-5000-7811</b>	<b>A-5003-4787</b>	<b>A-5003-4788</b>	<b>A-5000-7629</b>	<b>A-5000-3626</b>
Span mm (in.)	10.0 (0.40)	10.0 (0.40)	20.0 (0.79)	20.0 (0.79)	18.0 (0.71)	30.0 (1.19)
Ball mm (in.)	0.5 (0.02)	1.0 (0.04)	0.5 (0.02)	1.0 (0.04)	2.0 (0.08)	2.0 (0.08)
Stem dia. mm (in.)	0.3 (0.012)	0.7 (0.03)	0.3 (0.012)	0.7 (0.03)	1.4 (0.06)	1.4 (0.06)
EWL* mm (in.)	N/A	N/A	N/A	N/A	12.0 (0.48)	12.0 (0.48)
Mass grams	0.7	0.5	0.7	0.9	1.3	1.8
Price	\$249	\$138	\$264	\$221	\$139	\$133

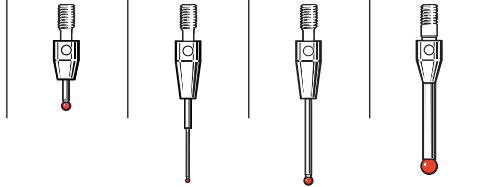


\* Effective working length

## M2 styli

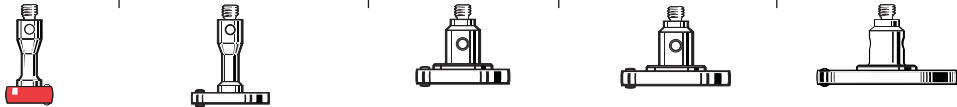
### Star stylus centers

Part number	A-5003-4789	A-5003-4790	A-5003-4791	A-5000-3609
Ball mm (in.)	1.0 (0.04)	0.5 (0.02)	1.0 (0.04)	2.0 (0.08)
Stem dia. mm (in.)	0.7 (0.03)	0.4 (0.02)	0.7 (0.03)	1.4 (0.06)
EWL* mm (in.)	3.5 (0.14)	7.0 (0.28)	11.0 (0.44)	12.0 (0.48)
Mass grams	0.31	0.43	0.45	0.44
Price	\$125	\$163	\$125	\$71

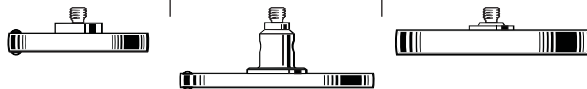


### Disk styli

Part number	A-5000-3611 Ruby	A-5004-1387 Silver steel	A-5004-1395 Silver steel	A-5004-1396 Silver steel	A-5000-7809 Silver steel
Disk dia. mm (in.)	6.0 (0.24)	10.0 (0.39)	12.0 (0.47)	14.0 (0.55)	18.0 (0.71)
Disk depth mm (in.)	1.2 (0.05)	1.2 (0.05)	1.6 (0.06)	1.6 (0.06)	1.6 (0.06)
Roller depth mm (in.)	2.0 (0.08)	2.0 (0.08)	2.5 (0.10)	2.5 (0.10)	2.5 (0.10)
Stem dia. mm (in.)	2.0 (0.08)	2.0 (0.08)	4.2 (0.17)	4.2 (0.17)	4.2 (0.17)
Mass grams	0.6	1.0	2.0	2.5	3.0
Price	\$70	\$103	\$121	\$121	\$89

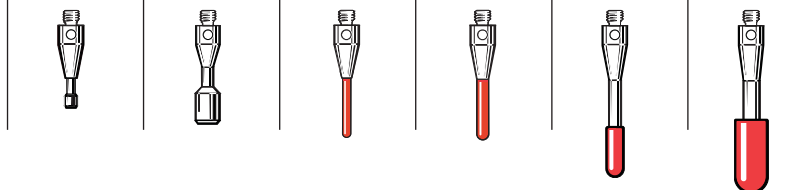


Part number	A-5000-3613 Silver steel	A-5000-7810 Silver steel	A-5000-4187 Silver steel
Disk dia. mm (in.)	18.0 (0.71)	25.0 (0.99)	25.0 (0.99)
Disk depth mm (in.)	2.3 (0.10)	1.6 (0.06)	3.1 (0.13)
Roller depth mm (in.)	3.0 (0.12)	2.5 (0.10)	N/A
Stem dia. mm (in.)	N/A	4.2 (0.17)	N/A
Mass grams	2.7	4.0	3.8
Price	\$105	\$89	\$99



### Cylinder styli

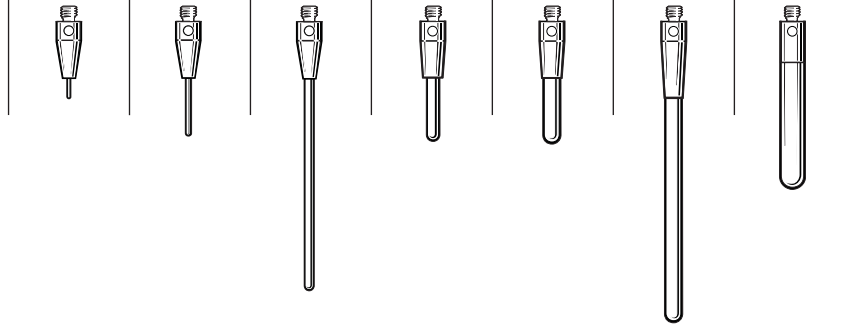
Part number	A-5004-7589 Silver steel	A-5004-7590 Silver steel	A-5000-8876 Ruby	A-5000-8877 Ruby	A-5000-7812 Ruby	A-5003-0073 Ruby
Cylinder dia. mm (in.)	1.5 (0.06)	3.0 (0.12)	1.0 (0.04)	1.5 (0.06)	2.0 (0.08)	4.0 (0.16)
Overall length mm (in.)	10.75 (0.42)	12.75 (0.50)	15.0 (0.60)	15.0 (0.60)	21.2 (0.83)	22.0 (0.87)
Stem dia. mm (in.)	1.0 (0.04)	1.5 (0.06)	N/A	N/A	1.6 (0.07)	2.0 (0.08)
EWL* mm (in.)	1.25 (0.05)	3.8 (0.15)	8.0 (0.32)	8.0 (0.32)	7.2 (0.29)	10.0 (0.40)
Mass grams	0.3	0.6	0.3	0.3	0.5	0.9
Price	\$26	\$26	\$185	\$270	\$147	\$130



\* Effective working length

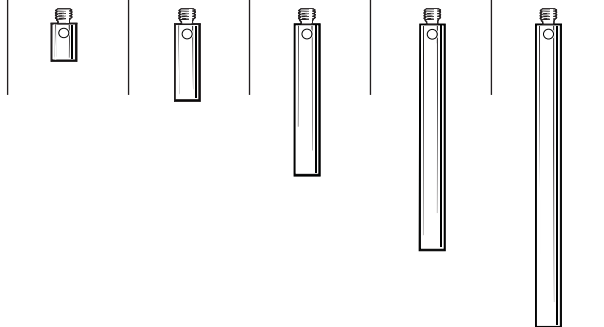
## Parallel hemispherical-ended styli (tungsten carbide)

Part number	A-5003-1208	A-5003-1210	A-5003-1218	A-5003-1219	A-5003-1228	A-5003-0074	A-5003-1258
Cylinder dia. mm (in.)	0.3 (0.012)	0.5 (0.02)	1.0 (0.04)	1.5 (0.06)	2.0 (0.08)	2.0 (0.08)	3.0 (0.12)
Overall length mm (in.)	10.2 (0.41)	15.3 (0.61)	35.5 (1.40)	15.8 (0.63)	16.0 (0.63)	40.0 (1.58)	22.5 (0.89)
EWL* mm (in.)	2.7 (0.11)	7.8 (0.31)	28.0 (1.10)	8.3 (0.33)	8.5 (0.34)	32.0 (1.26)	22.5 (0.89)
Mass grams	0.3	0.3	0.7	0.6	0.8	2.0	2.0
Price	\$220	\$190	\$160	\$85	\$85	\$87	\$155



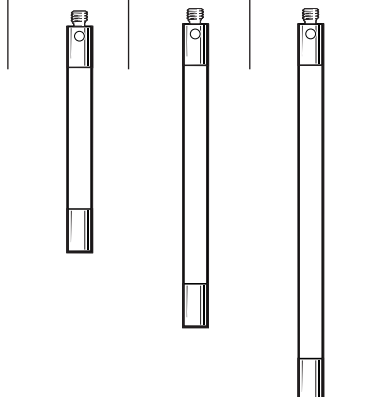
## Stylus extensions (stainless steel)

Part number	A-5004-7610	A-5004-7585	A-5004-7586	A-5004-7591	A-5004-7611
Length mm (in.)	5.0 (0.20)	10.0 (0.40)	20.0 (0.79)	30.0 (1.19)	40.0 (1.58)
Stem dia. mm (in.)	3.0 (0.12)	3.0 (0.12)	3.0 (0.12)	3.0 (0.12)	3.0 (0.12)
Mass grams	0.2	0.4	0.9	1.4	1.8
Price	\$12	\$13	\$15	\$17	\$19



## Stylus extensions (ceramic)

Part number	A-5003-0070	A-5003-0071	A-5003-0072
Length mm (in.)	30.0 (1.19)	40.0 (1.58)	50.0 (1.97)
Stem dia. mm (in.)	3.0 (0.12)	3.0 (0.12)	3.0 (0.12)
Mass grams	0.97	1.22	1.51
Price	\$58	\$58	\$60

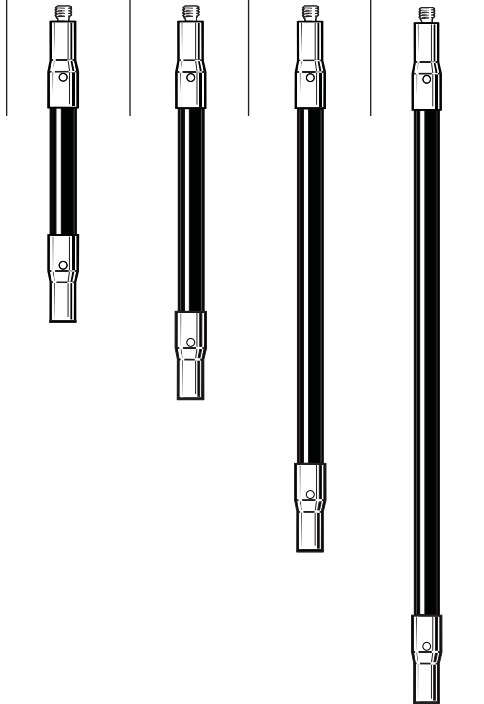


\*\* Special \* Effective working length

## M2 styli

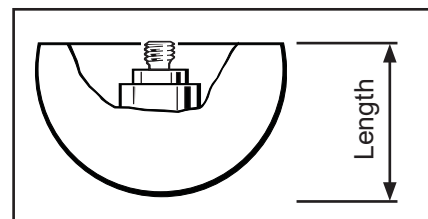
### Stylus extensions (carbon fiber)

Part number	A-5003-2280	A-5003-2281	A-5003-2282	A-5003-2283
Length mm (in.)	40.0 (1.58)	50.0 (1.97)	70.0 (2.76)	90.0 (3.55)
Stem dia. mm (in.)	3.0 (0.12)	3.0 (0.12)	3.0 (0.12)	3.0 (0.12)
Outer dia. mm (in.)	3.5 (0.14)	3.5 (0.14)	3.5 (0.14)	3.5 (0.14)
Mass grams	0.9	1.0	1.3	1.5
Price	\$97	\$101	\$105	\$110



### Special purpose styli

Part number	A-5004-7588 Silver steel	A-5000-7813 Tungsten carbide	A-5000-3614 Ceramic
Length mm (in.)	15.0 (0.60)	10.0 (0.40)	11.0 (0.44)
Ball dia. mm (in.)	N/A	N/A	18.0 (0.71)
End feature mm (in.)	Flat rad. 0.05 (0.002)	Spherical rad. 0.1 (0.004)	N/A
Angles	30° inclusive	30° inclusive	N/A
Mass grams	0.7	0.7	3.3
Price	\$25	\$67	\$279



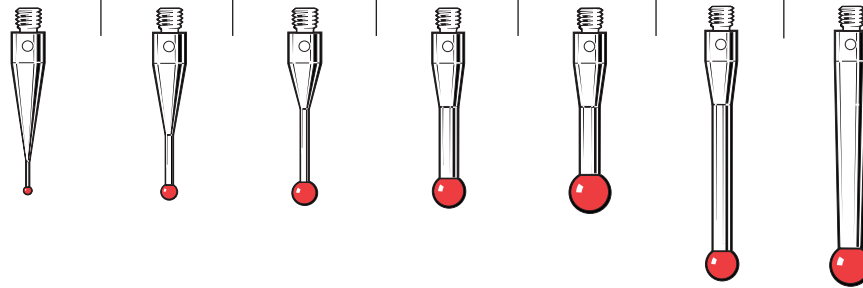


## M3 threaded stylus range

### Ruby ball styli (stainless steel stems)

Ball material	Part number						
<b>Ruby</b>	<b>A-5000-3551</b>	<b>A-5000-3552</b>	<b>A-5000-3553</b>	<b>A-5000-7606</b>	<b>A-5000-7630</b>	<b>A-5000-3554</b>	<b>A-5000-7648</b>
Price	\$32	\$32	\$32	\$32	\$32	\$32	\$32
<b>Silicon nitride</b>	<b>A-5004-1979</b>	<b>A-5003-5723</b>	<b>A-5003-6257**</b>	<b>A-5003-5061</b>	<b>A-5003-6695**</b>	<b>A-5004-1980</b>	<b>A-5004-1981</b>
Price	\$69	\$69	\$69	\$69	\$78	\$69	\$78
<b>Zirconia</b>	<b>A-5004-2955</b>	<b>A-5003-5736</b>	<b>A-5004-2956</b>	<b>A-5003-5737</b>	<b>A-5003-9500</b>	<b>A-5004-2957</b>	<b>A-5004-2958</b>
Price	\$84	\$84	\$84	\$84	\$94	\$84	\$94
<b>A</b> Ball dia. mm (in.)	1.0 (0.04)	2.0 (0.08)	3.0 (0.12)	4.0 (0.16)	5.0 (0.20)	4.0 (0.16)	5.0 (0.20)
<b>B</b> Length mm (in.)	21.0 (0.83)	21.0 (0.83)	21.0 (0.83)	21.0 (0.83)	21.0 (0.83)	31.0 (1.23)	31.0 (1.23)
<b>C</b> Stem dia. mm (in.)	0.7 (0.03)	1.4 (0.06)	1.5 (0.06)	2.5 (0.10)	2.5 (0.10)	2.5 (0.10)	3.5 (0.14)
<b>D</b> EWL* mm (in.)	4.0 (0.16)	9.6 (0.38)	14.7 (0.58)	17.2 (0.68)	21.0 (0.83)	27.0 (1.07)	31.0 (1.23)
Mass grams	1.0	1.0	1.0	1.3	1.5	2.5	3.0

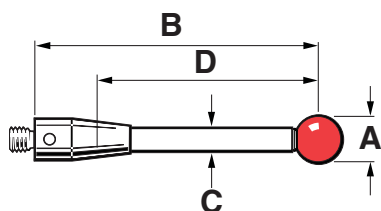
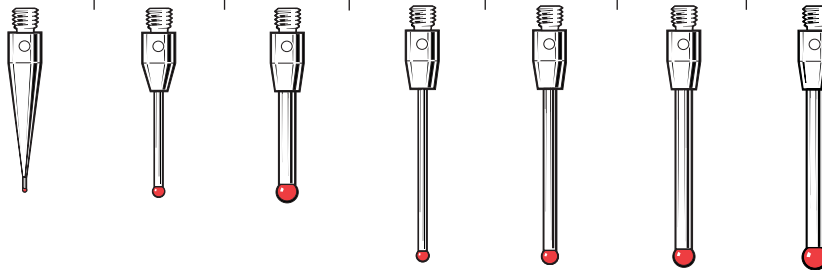
21 mm – 31 mm range



### Ruby ball styli (tungsten carbide stems)

Ball material	Part number						
<b>Ruby</b>	<b>A-5000-7632</b>	<b>A-5003-0050</b>	<b>A-5003-0054</b>	<b>A-5003-0051</b>	<b>A-5003-0052</b>	<b>A-5003-0055</b>	<b>A-5003-0057</b>
Price	\$98	\$44	\$44	\$49	\$44	\$44	\$44
<b>Silicon nitride</b>	<b>A-5004-2023**</b>	<b>A-5004-1198</b>	<b>A-5004-1982</b>	<b>A-5003-8091**</b>	<b>A-5003-5724</b>	<b>A-5004-1983</b>	<b>A-5004-1984**</b>
Price	\$323	\$86	\$86	\$135	\$86	\$86	\$86
<b>Zirconia</b>	<b>A-5004-2959</b>	<b>A-5004-2960</b>	<b>A-5004-2961</b>	<b>A-5004-2962</b>	<b>A-5003-5738</b>	<b>A-5004-2963</b>	<b>A-5003-6766</b>
Price	\$230	\$104	\$104	\$104	\$104	\$104	\$104
<b>A</b> Ball dia. mm (in.)	0.5 (0.02)	1.5 (0.06)	2.5 (0.10)	1.5 (0.06)	2.0 (0.08)	2.5 (0.10)	3.0 (0.12)
<b>B</b> Length mm (in.)	21.0 (0.83)	20.0 (0.79)	20.2 (0.80)	30.0 (1.19)	30.0 (1.19)	30.0 (1.19)	30.0 (1.19)
<b>C</b> Stem dia. mm (in.)	0.4 (0.02)	1.0 (0.04)	2.0 (0.08)	1.0 (0.04)	1.5 (0.06)	2.0 (0.08)	2.0 (0.08)
<b>D</b> EWL* mm (in.)	2.0 (0.08)	12.5 (0.50)	12.5 (0.50)	22.5 (0.89)	22.8 (0.90)	22.5 (0.89)	24.0 (0.94)
Mass grams	1.0	0.8	1.3	0.93	1.32	1.81	1.83

20 mm – 30 mm range



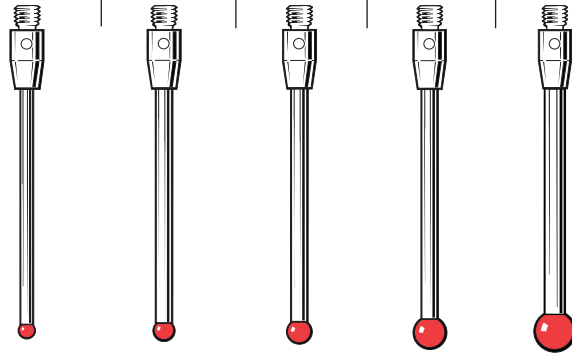
\*\* Special \* Effective working length

# M3 styli

## Ruby ball styli (tungsten carbide stems) – continued

Ball material	Part number					
<b>Ruby</b>	<b>A-5003-0053</b>	<b>A-5003-0056</b>	<b>A-5003-0058</b>	<b>A-5003-0060</b>	<b>A-5003-0062</b>	
Price	\$49	\$49	\$49	\$44	\$74	
<b>Silicon nitride</b>	<b>A-5004-1985</b>	<b>A-5004-1986</b>	<b>A-5004-1987</b>	<b>A-5004-1195</b>	<b>A-5004-1718</b>	
Price	\$86	\$86	\$86	\$86	\$192	
<b>Zirconia</b>	<b>A-5003-2043**</b>	<b>A-5004-2964</b>	<b>A-5004-2965</b>	<b>A-5003-6767</b>	<b>A-5004-2966</b>	
Price	\$104	\$104	\$104	\$104	\$115	
<b>A</b>	Ball dia. mm (in.)	2.0 (0.08)	2.5 (0.10)	3.0 (0.12)	4.0 (0.16)	5.0 (0.20)
<b>B</b>	Length mm (in.)	40.0 (1.58)	40.0 (1.58)	40.0 (1.58)	40.0 (1.58)	40.0 (1.58)
<b>C</b>	Stem dia. mm (in.)	1.5 (0.08)	2.0 (0.08)	2.0 (0.08)	2.0 (0.08)	2.5 (0.10)
<b>D</b>	EWL* mm (in.)	32.5 (1.28)	32.5 (1.28)	33.7 (1.33)	36.0 (1.42)	40.0 (1.58)
	Mass grams	1.58	2.28	2.30	2.38	3.50

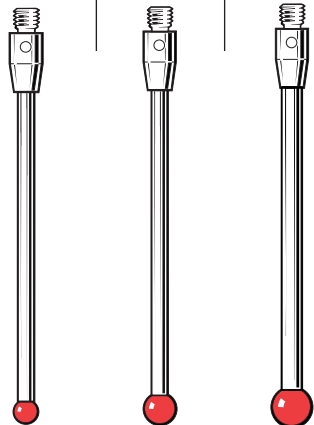
40 mm range



## Ruby ball styli (tungsten carbide stems)

Ball material	Part number			
<b>Ruby</b>	<b>A-5003-0059</b>	<b>A-5003-0061</b>	<b>A-5003-0063</b>	
Price	\$53	\$53	\$53	
<b>Silicon nitride</b>	<b>A-5004-1199</b>	<b>A-5004-1988</b>	<b>A-5004-1201</b>	
Price	\$86	\$153	\$95	
<b>Zirconia</b>	<b>A-5004-2968</b>	<b>A-5003-6768</b>	<b>A-5003-7665**</b>	
Price	\$104	\$104	\$115	
<b>A</b>	Ball dia. mm (in.)	3.0 (0.12)	4.0 (0.16)	5.0 (0.20)
<b>B</b>	Length mm (in.)	50.0 (1.97)	50.0 (1.97)	50.0 (1.97)
<b>C</b>	Stem dia. mm (in.)	2.0 (0.08)	2.0 (0.08)	2.5 (0.10)
<b>D</b>	EWL* mm (in.)	43.7 (1.72)	46.0 (1.82)	50.0 (1.97)
	Mass grams	2.78	2.85	4.10

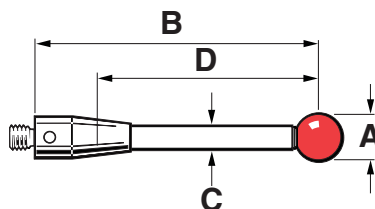
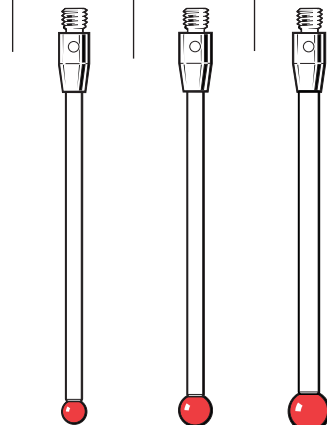
50 mm range



## Ruby ball styli (ceramic stems)

Ball material	Part number			
<b>Ruby</b>	<b>A-5003-0067</b>	<b>A-5003-0068</b>	<b>A-5003-0069</b>	
Price	\$70	\$70	\$70	
<b>Silicon nitride</b>	<b>A-5004-1989</b>	<b>A-5003-5725</b>	<b>A-5004-1990</b>	
Price	\$103	\$103	\$112	
<b>Zirconia</b>	<b>A-5004-2969</b>	<b>A-5003-5739</b>	<b>A-5004-2970</b>	
Price	\$125	\$125	\$136	
<b>A</b>	Ball dia. mm (in.)	3.0 (0.12)	4.0 (0.16)	5.0 (0.20)
<b>B</b>	Length mm (in.)	50.0 (1.97)	50.0 (1.97)	50.0 (1.97)
<b>C</b>	Stem dia. mm (in.)	2.0 (0.08)	2.0 (0.08)	2.5 (0.10)
<b>D</b>	EWL* mm (in.)	43.7 (1.72)	46.0 (1.82)	50.0 (1.97)
	Mass grams	1.17	1.24	1.33

50 mm range



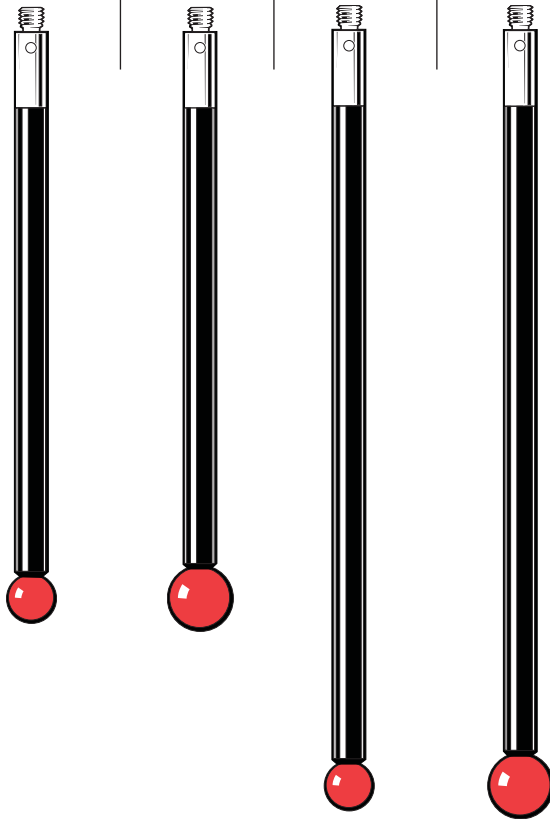
\* Effective working length

\*\* Special

## Ruby ball styli (carbon fiber stems)

Ball material	Part number			
<b>Ruby</b>	<b>A-5003-4860</b>	<b>A-5003-4862</b>	<b>A-5003-4861</b>	<b>A-5003-4863</b>
Price	\$158	\$180	\$168	\$190
<b>Silicon nitride</b>	<b>A-5003-5726</b>	<b>A-5004-1991</b>	<b>A-5003-5727</b>	<b>A-5004-5466</b>
Price	\$129	\$147	\$147	\$155
<b>Zirconia</b>	<b>A-5003-5740</b>	<b>A-5003-6771</b>	<b>A-5003-5741</b>	<b>A-5003-6778**</b>
Price	\$157	\$178	\$178	\$188
<b>A</b> Ball dia. mm (in.)	6.0 (0.24)	8.0 (0.32)	6.0 (0.24)	8.0 (0.32)
<b>B</b> Length mm (in.)	75.0 (2.96)	75.0 (2.96)	100.0 (3.94)	100.0 (3.94)
<b>C</b> Stem dia. mm (in.)	4.0 (0.16)	4.0 (0.16)	4.0 (0.16)	4.0 (0.16)
<b>D</b> EWL* mm (in.)	75.0 (2.96)	75.0 (2.96)	100.0 (3.94)	100.0 (3.94)
Mass grams	2.40	2.98	2.89	3.47

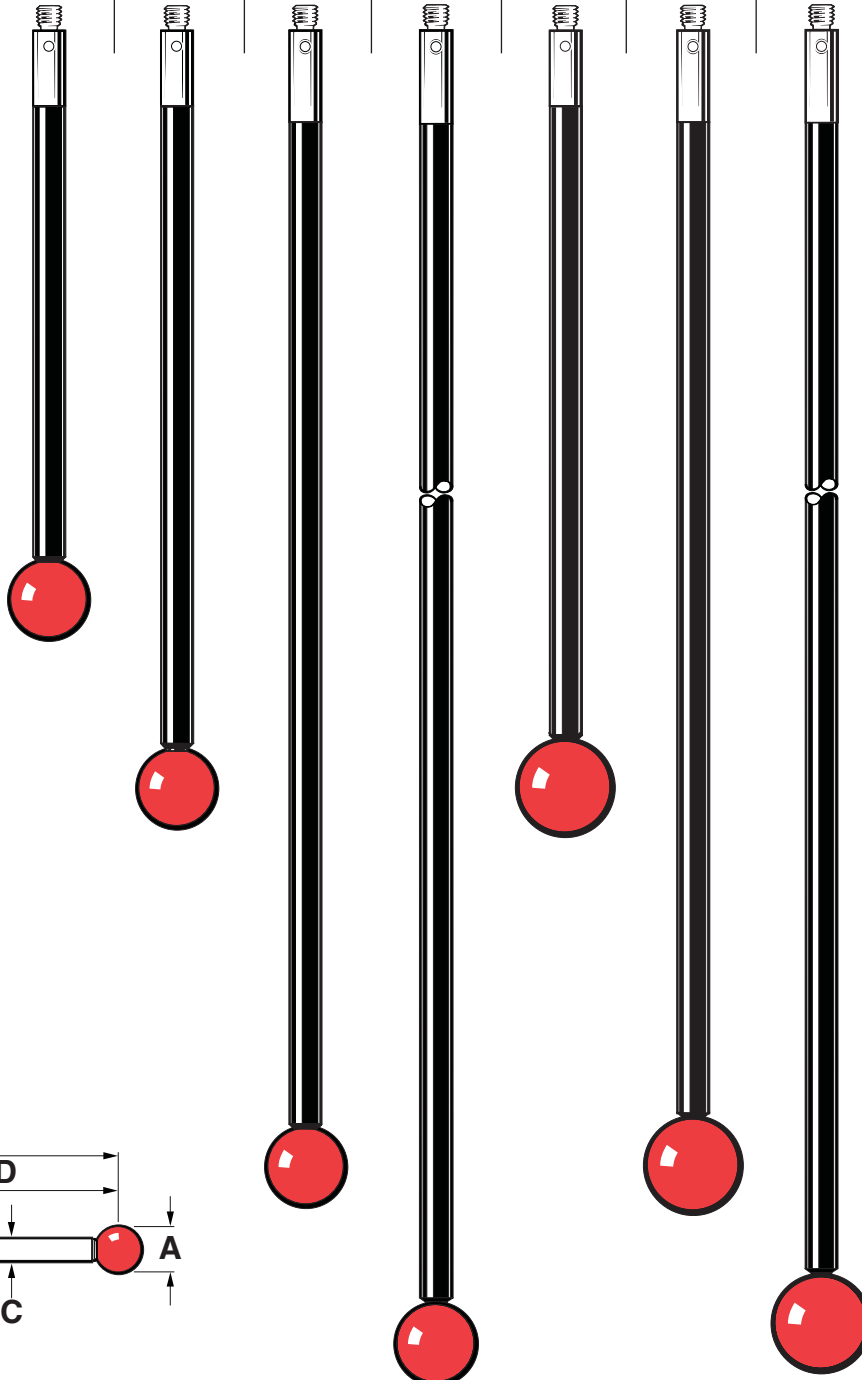
75 mm – 100 mm  
range



# M3 styli

## Ruby ball styli (carbon fiber stems) – continued

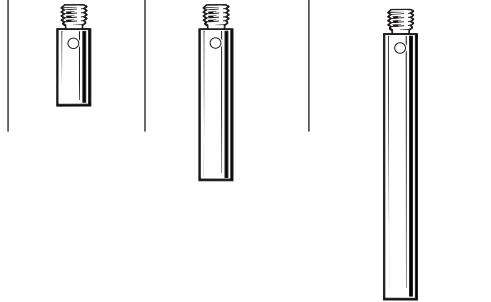
Ball material	Part number						
<b>Ruby</b>	<b>A-5003-7057</b>	<b>A-5003-7056</b>	<b>A-5003-7055</b>	<b>A-5003-7054</b>	<b>A-5003-7445</b>	<b>A-5003-7446</b>	<b>A-5003-7447</b>
Price	\$275	\$275	\$301	\$301	\$275	\$301	\$301
<b>Silicon nitride</b>	<b>A-5004-1992</b>	<b>A-5004-1993</b>	<b>A-5004-1994</b>	<b>A-5004-1995</b>	<b>A-5004-1996</b>	<b>A-5004-1997</b>	<b>A-5004-1998</b>
Price	\$293	\$293	\$293	\$293	\$310	\$310	\$310
<b>Zirconia</b>	<b>A-5004-2972</b>	<b>A-5003-9495</b>	<b>A-5004-2973</b>	<b>A-5004-2974</b>	<b>A-5004-2975</b>	<b>A-5004-2976</b>	<b>A-5004-2977</b>
Price	\$355	\$355	\$355	\$355	\$376	\$376	\$376
<b>A</b> Ball dia. mm (in.)	10.0 (0.40)	10.0 (0.40)	10.0 (0.40)	10.0 (0.40)	12.0 (0.48)	12.0 (0.48)	12.0 (0.48)
<b>B</b> Length mm (in.)	75.0 (2.96)	100.0 (3.94)	150.0 (5.91)	200.0 (7.88)	100.0 (3.94)	150.0 (5.91)	200.0 (7.88)
<b>C</b> Stem dia. mm (in.)	4.0 (0.16)	4.0 (0.16)	4.0 (0.16)	4.0 (0.16)	4.0 (0.16)	4.0 (0.16)	4.0 (0.16)
<b>D</b> EWL* mm (in.)	75.0 (2.96)	100.0 (3.94)	150.0 (5.91)	200.0 (7.88)	100.0 (3.94)	150.0 (5.91)	200.0 (7.88)
Mass grams	4.05	4.53	5.49	6.47	5.9	6.9	7.9



\* Effective working length

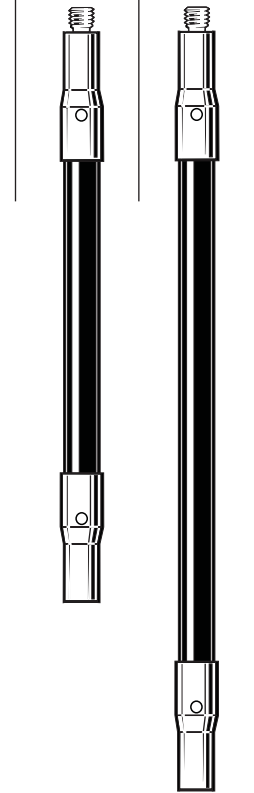
### Stylus extensions (stainless steel)

Part number	A-5004-7609	A-5004-7583	A-5004-7584
Length mm (in.)	10.0 (0.40)	20.0 (0.79)	35.0 (1.38)
Stem dia. mm (in.)	4.0 (0.16)	4.0 (0.16)	4.0 (0.16)
Mass grams	0.9	1.6	2.9
Price	\$13	\$15	\$12



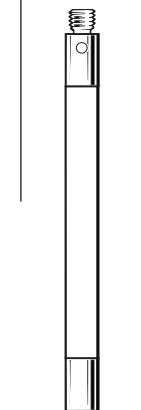
### Stylus extensions (carbon fiber)

Part number	A-5003-4864	A-5003-4865
Length mm (in.)	75.0 (2.96)	100.0 (3.94)
Stem dia. mm (in.)	4.0 (0.16)	4.0 (0.16)
Mass grams	2.53	3.02
Price	\$102	\$110



### Stylus extensions (ceramic)

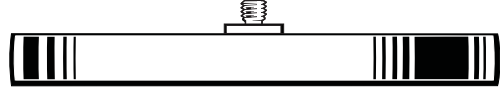
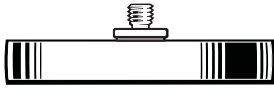

Part number	A-5003-0075
Length mm (in.)	50.0 (1.97)
Stem dia. mm (in.)	4.0 (0.16)
Mass grams	2.95
Price	\$58



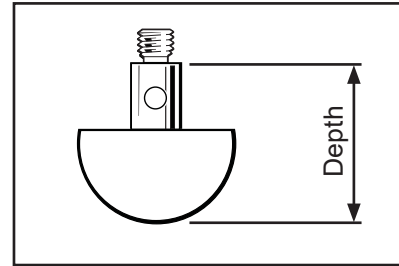
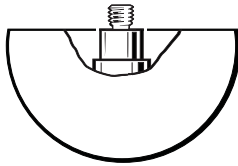
# M3 styli

## Disk and hollow ball styli

Part number	A-5000-3615 Silver steel	A-5000-7612 Silver steel	A-5000-7669 Carbon steel
Disk dia. mm (in.)	12.7 (0.50)	35.0 (1.38)	63.5 (2.51)
Disk depth mm (in.)	2.2 (0.09)	5.0 (0.20)	6.0 (0.24)
Stem dia. mm (in.)	3.5 (0.14)	N/A	N/A
Mass grams	4.0	10.0	45.0
Price	\$74	\$126	\$134

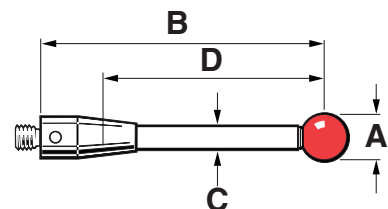
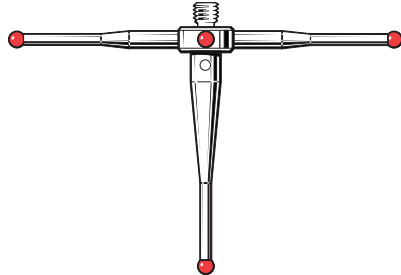
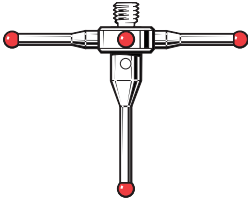


Part number	A-5000-7814 Ceramic	A-5003-7098 Ceramic
Disk dia. mm (in.)	30.0 (1.19)	30.0 (1.19)
Disk depth mm (in.)	17.0 (0.67)	1.5 (0.06)
Stem dia. mm (in.)	N/A	4.0 (0.16)
Mass grams	13.0	3.6
Price	\$343	\$300



## Star styli (fixed)

Part number	A-5003-0076	A-5003-0077
Span mm (in.)	30.0 (1.19)	50.0 (1.97)
Ball mm (in.)	2.0 (0.08)	2.0 (0.08)
Stem dia. mm (in.)	1.4 (0.06)	1.4 (0.06)
EWL* mm (in.)	11.0 (0.44)	11.0 (0.44)
Mass grams	2.38	5.25
Price	\$140	\$140

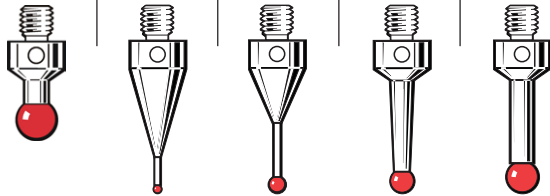


\* Effective working length

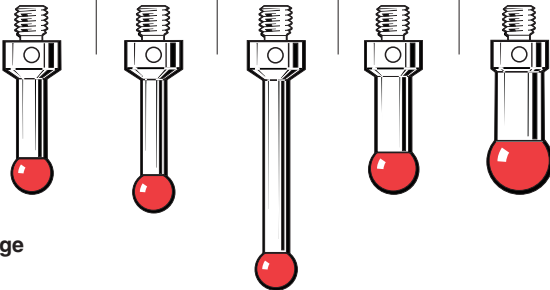
## M4 threaded stylus range

### Ruby ball styli (stainless steel stems)

Ball material	Part number				
<b>Ruby</b>	<b>A-5000-6350</b>	<b>A-5000-7545</b>	<b>A-5000-7547</b>	<b>A-5000-7549</b>	<b>A-5000-7551</b>
Price	\$70	\$87	\$76	\$45	\$45
<b>Silicon nitride</b>	–	–	<b>A-5003-5728</b>	–	<b>A-5003-5729</b>
Price	–	–	\$71	–	\$63
<b>Zirconia</b>	–	–	<b>A-5003-5742</b>	–	<b>A-5003-5743</b>
Price	–	–	\$71	–	\$63
<b>A</b> Ball dia. mm (in.)	5.0 (0.20)	1.0 (0.04)	2.0 (0.08)	3.0 (0.12)	4.0 (0.16)
<b>B</b> Length mm (in.)	10.0 (0.39)	19.5 (0.77)	19.0 (0.75)	18.5 (0.73)	18.0 (0.71)
<b>C</b> Stem dia. mm (in.)	3.0 (0.12)	0.7 (0.03)	1.4 (0.05)	2.0 (0.08)	3.0 (0.12)
<b>D</b> EWL* mm (in.)	5.0 (0.20)	4.5 (0.18)	9.2 (0.36)	13.0 (0.52)	13.7 (0.54)
Mass grams	1.9	2.5	2.3	2.0	2.1



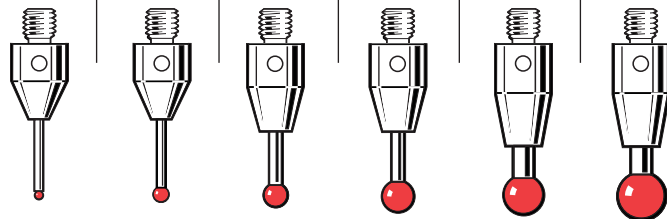
Part number	<b>A-5000-7553</b>	<b>A-5000-6731</b>	<b>A-5000-6352</b>	<b>A-5000-7555</b>	<b>A-5000-7557</b>
<b>A</b> Ball dia. mm (in.)	5.0 (0.20)	5.0 (0.20)	5.0 (0.20)	6.0 (0.24)	8.0 (0.32)
<b>B</b> Length mm (in.)	17.5 (0.69)	20.0 (0.79)	30.0 (1.19)	17.0 (0.67)	16.0 (0.63)
<b>C</b> Stem dia. mm (in.)	3.5 (0.14)	3.0 (0.12)	3.0 (0.12)	4.5 (0.18)	6.0 (0.24)
<b>D</b> EWL* mm (in.)	13.6 (0.54)	15.89 (0.63)	26.0 (1.03)	13.3 (0.52)	16.0 (0.63)
Mass grams	2.3	2.4	3.0	3.0	3.9
Price	\$45	\$70	\$70	\$48	\$67



10 mm – 30 mm range

### Ruby ball styli (tungsten carbide stems)

Part number	<b>A-5003-4792</b>	<b>A-5003-2932</b>	<b>A-5003-4793</b>	<b>A-5003-4794</b>	<b>A-5003-4795</b>	<b>A-5003-4796</b>
<b>A</b> Ball dia. mm (in.)	1.0 (0.04)	2.0 (0.08)	3.0 (0.12)	4.0 (0.16)	5.0 (0.20)	6.0 (0.24)
<b>B</b> Length mm (in.)	20.0 (0.79)	20.0 (0.79)	20.0 (0.79)	20.0 (0.79)	20.0 (0.79)	20.0 (0.79)
<b>C</b> Stem dia. mm (in.)	0.7 (0.03)	1.5 (0.06)	2.0 (0.08)	2.0 (0.08)	2.5 (0.10)	2.5 (0.10)
<b>D</b> EWL* mm (in.)	10.0 (0.40)	10.0 (0.40)	8.5 (0.33)	8.5 (0.33)	7.9 (0.31)	10.7 (0.42)
Mass grams	2.39	3.01	3.53	3.53	4.52	4.66
Price	\$77	\$86	\$86	\$86	\$92	\$92



20 mm range

\* Effective working length

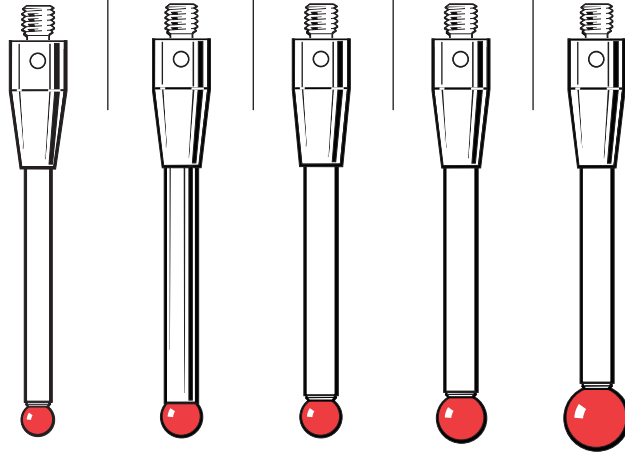


# M4 styli

## Ruby ball styli

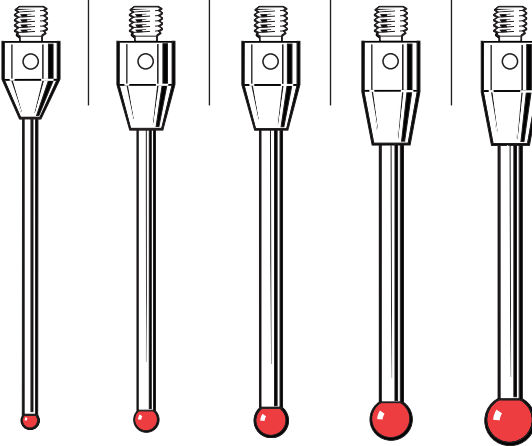
Part number	A-5003-0233 Ceramic	A-5000-7521 Stainless steel	A-5003-0235 Ceramic	A-5000-3709 Ceramic	A-5000-7795 Ceramic	
A	Ball dia. mm (in.)	4.0 (0.16)	5.0 (0.20)	5.0 (0.20)	6.0 (0.24)	8.0 (0.32)
B	Length mm (in.)	50.0 (1.97)	50.0 (1.97)	50.0 (1.97)	50.0 (1.97)	50.0 (1.97)
C	Stem dia. mm (in.)	3.0 (0.12)	4.5 (0.18)	3.8 (0.15)	4.5 (0.18)	4.5 (0.18)
D	EWL* mm (in.)	33.5 (1.32)	33.5 (1.32)	33.5 (1.32)	38.5 (1.52)	50.0 (1.97)
	Mass grams	3.9	5.8	5.0	4.8	5.4
	Price	\$70	\$70	\$82	\$97	\$108

50 mm range



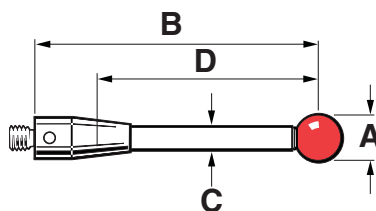
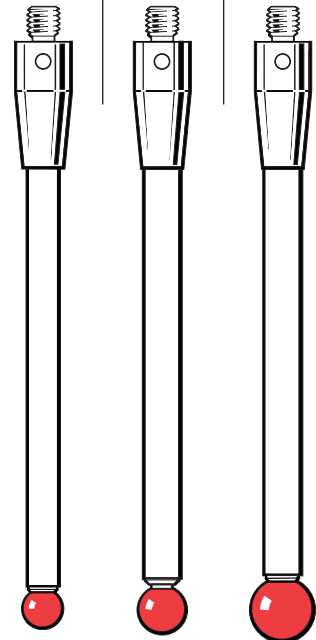
Part number	A-5003-4797 Tungsten carbide	A-5003-3680 Tungsten carbide	A-5003-4799 Tungsten Carbide	A-5003-4800 Tungsten carbide	A-5003-4801 Tungsten carbide	
A	Ball dia. mm (in.)	2.0 (0.08)	3.0 (0.12)	4.0 (0.16)	5.0 (0.20)	6.0 (0.24)
B	Length mm (in.)	50.0 (1.97)	50.0 (1.97)	50.0 (1.97)	50.0 (1.97)	50.0 (1.97)
C	Stem dia. mm (in.)	1.5 (0.06)	2.0 (0.08)	2.0 (0.08)	2.5 (0.10)	2.5 (0.10)
D	EWL* mm (in.)	40.0 (1.58)	38.5 (1.52)	38.5 (1.52)	37.9 (1.49)	40.7 (1.60)
	Mass grams	3.80	4.94	4.99	6.72	6.86
	Price	\$92	\$96	\$96	\$100	\$100

50 mm range



75 mm range

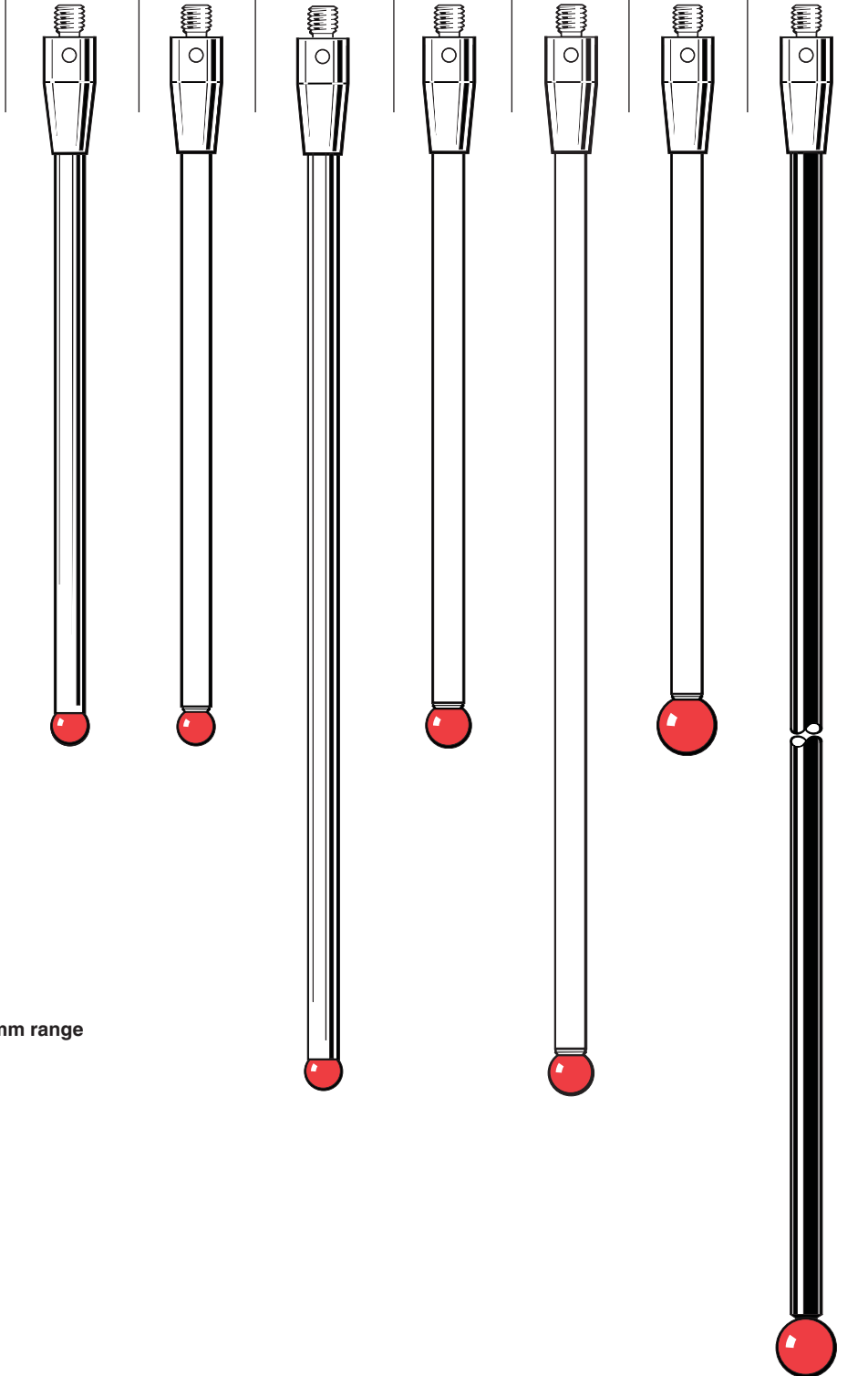
Part number	A-5003-0236 Ceramic	A-5003-2764 Ceramic	A-5003-4802 Ceramic	
A	Ball dia. mm (in.)	5.0 (0.20)	6.0 (0.24)	8.0 (0.32)
B	Length mm (in.)	75.0 (2.96)	75.0 (2.96)	75.0 (2.96)
C	Stem dia. mm (in.)	3.8 (0.15)	4.5 (0.18)	4.5 (0.18)
D	EWL* mm (in.)	58.5 (2.30)	63.5 (2.51)	75.0 (2.96)
	Mass grams	5.63	5.64	6.20
	Price	\$86	\$103	\$115



\* Effective working length

## Ruby ball styli

Part number	A-5000-7522 Stainless steel	A-5000-9761 Ceramic	A-5000-7523 Stainless steel	A-5000-3712 Ceramic	A-5000-8156 Ceramic	A-5000-7796 Ceramic	A-5003-3461 Carbon fiber
<b>A</b> Ball dia. mm (in)	5.0 (0.20)	5.0 (0.20)	5.0 (0.20)	6.0 (0.24)	6.0 (0.24)	8.0 (0.32)	8.0 (0.32)
<b>B</b> Length mm (in)	100.0 (3.94)	100.0 (3.94)	150.0 (5.91)	100.0 (3.94)	150.0 (5.91)	100.0 (3.94)	300.0 (11.82)
<b>C</b> Stem dia mm (in)	4.5 (0.18)	3.8 (0.15)	4.4 (0.17)	4.5 (0.18)	4.5 (0.18)	4.5 (0.18)	4.5 (0.18)
<b>D</b> EWL* mm (in)	83.2 (3.38)	83.5 (3.29)	133.00 (5.24)	88.5 (3.48)	135.0 (5.31)	100.0 (3.94)	300.0 (11.82)
Mass grams	11.3	6.3	17.4	6.3	7.9	7.5	10.4
Price	\$79	\$150	\$88	\$109	\$170	\$135	\$430



100 mm – 300 mm range

\* Effective working length

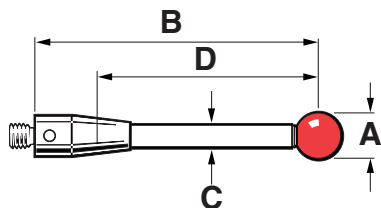
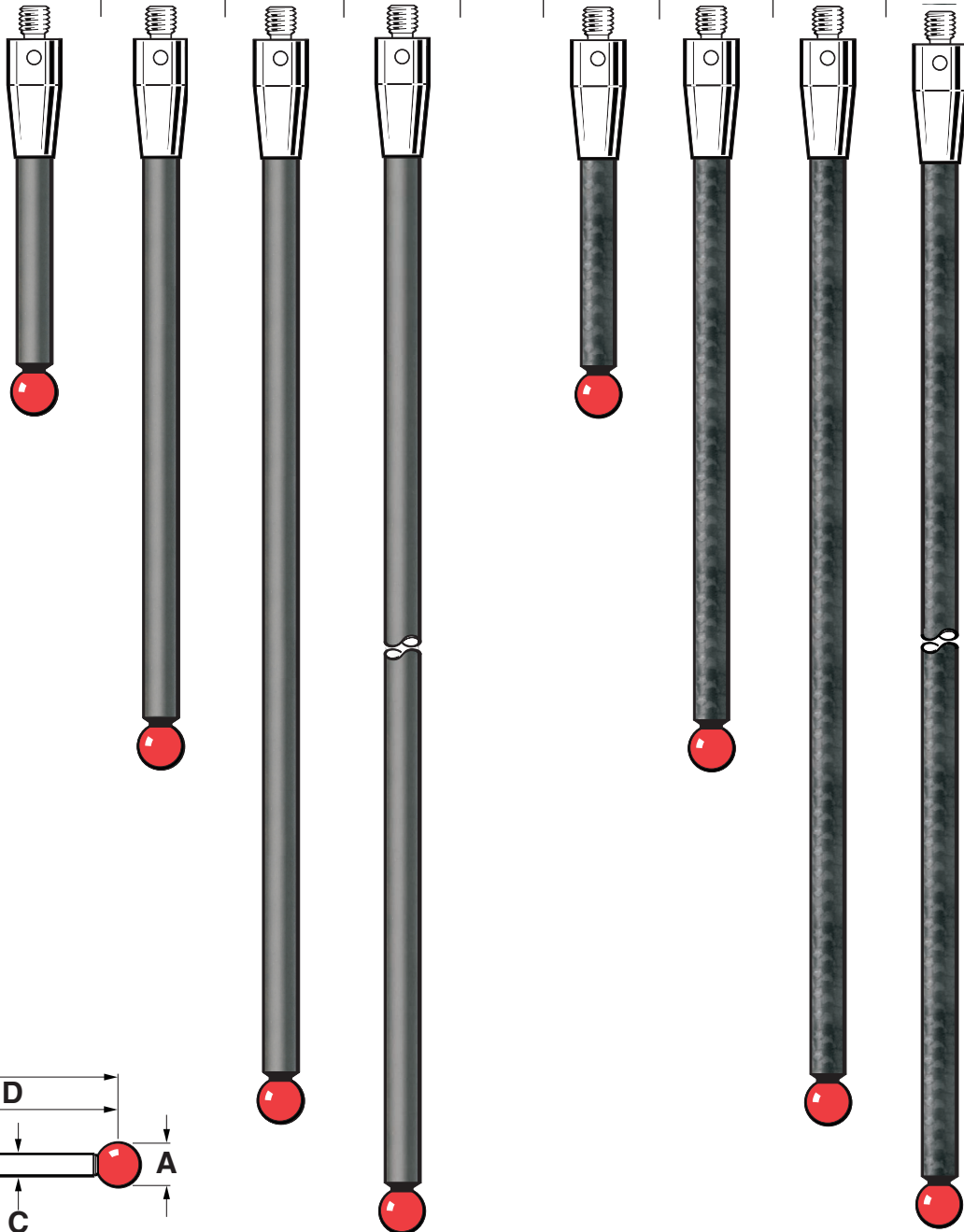
# M4 styli

## Ruby ball styli (carbon fiber stems)

Recommended for use with OMP400 and RMP600

Ball material	Part number			
<b>Ruby</b>	<b>A-5003-7306</b>	<b>A-5003-6510</b>	<b>A-5003-6511</b>	<b>A-5003-6512</b>
Price	\$128	\$145	\$274	\$289
<b>Silicon nitride</b>	<b>A-5003-5730</b>	<b>A-5003-5731</b>	–	–
Price	\$221	\$240	–	–
<b>Zirconia</b>	<b>A-5003-5744</b>	<b>A-5003-5745</b>	–	–
Price	\$221	\$240	–	–
<b>A</b> Ball dia. mm (in)	6.0 (0.24)	6.0 (0.24)	6.0 (0.24)	6.0 (0.24)
<b>B</b> Length mm (in)	50.0 (1.97)	100.0 (3.94)	150.0 (5.91)	200.0 (7.88)
<b>C</b> Stem dia mm (in)	4.5 (0.18)	4.5 (0.18)	4.5 (0.18)	4.5 (0.18)
<b>D</b> EWL* mm (in)	38.5 (1.52)	88.5 (3.48)	138.5 (5.45)	188.5 (7.42)
Mass grams	4.1	6.2	7.5	8.7

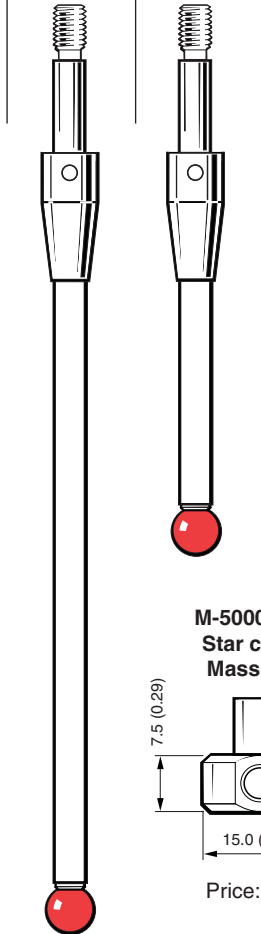
<b>A-5003-1436</b>	<b>A-5003-1358</b>	<b>A-5003-1255</b>	<b>A-5003-1075</b>
\$128	\$145	\$274	\$289
–	–	–	–
–	–	–	–
–	–	–	–
–	–	–	–
6.0 (0.24)	6.0 (0.24)	6.0 (0.24)	6.0 (0.24)
50.0 (1.97)	100.0 (3.94)	150.0 (5.91)	200.0 (7.88)
4.5 (0.18)	4.5 (0.18)	4.5 (0.18)	4.5 (0.18)
38.5 (1.52)	88.5 (3.58)	138.5 (5.46)	188.5 (7.42)
4.1	6.2	7.5	8.7



\* Effective working length

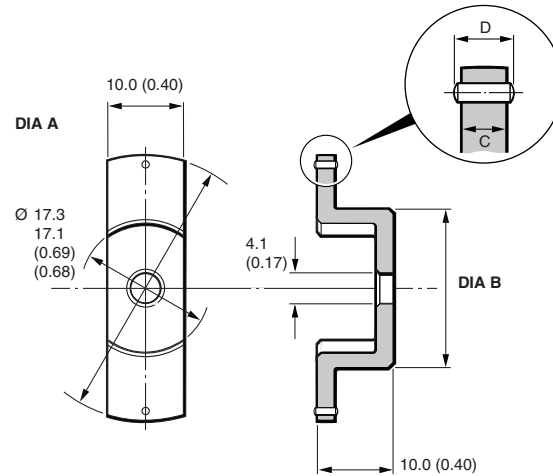
## Star styli

Part number	A-5000-6462 Ceramic	A-5000-7098 Ceramic
Ball mm (in.)	6.0 (0.24)	6.0 (0.24)
Length mm (in.)	100.0 (3.94)	50.0 (1.97)
Stem dia. mm (in.)	4.5 (0.18)	4.5 (0.18)
EWL* mm (in.)	88.5 (3.48)	38.5 (1.52)
Mass grams	7.5	6.0
Price	\$94	\$89




## Disk styli

Part number	A-5000-7596	A-5000-7597	A-5000-7598
Diameter A mm (in.)	30.0 (1.19)	35.0 (1.38)	50.0 (1.97)
Diameter B mm (in.)	21.0 (0.83)	21.0 (0.83)	23.0 (0.91)
C mm (in.)	2.2 (0.09)	2.2 (0.09)	3.0 (0.12)
D mm (in.)	3.0 (0.12)	3.0 (0.12)	4.0 (0.16)
Mass grams	8.01	9.57	13.55
Price	\$114	\$109	\$119

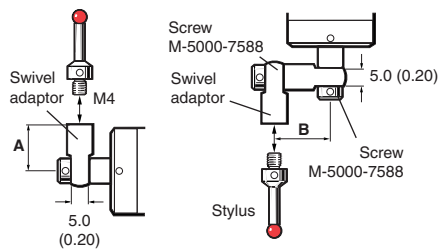


Part number	A-5000-6351 Silver steel
Disk dia. mm (in.)	30.0 (1.18)
Disk depth mm (in.)	3.0 (0.12)
Length mm (in.)	10.0 (0.39)
Rollers	NO
Mass grams	7.9
Price	\$165



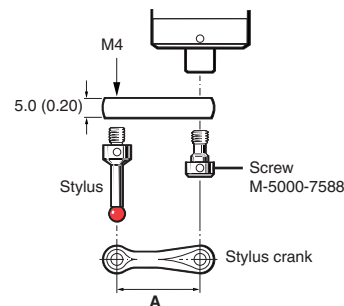
## Swivel adaptor

Part number	A-5004-7607	A-5004-7608
Length A mm (in.)	10.0 (0.40)	13.5 (0.54)
Length B mm (in.)	12.5 (0.50)	16.0 (0.63)
Mass grams	2.76	3.70
Price	\$50	\$50



## Stylus crank

Part number	A-5004-7605	A-5004-7606
Length A mm (in.)	21.9 (0.86)	27.6 (1.09)
Mass grams	6.07	6.94
Price	\$57	\$57



\* Effective working length

# M4 styli

## Crash protection devices

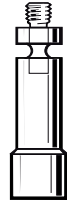
Part number	A-5004-7598	A-5004-7603	A-5004-7604	A-5004-7621	* A-5004-7443	A-5004-7624	A-5004-6723
	Stainless steel	Stainless steel	Stainless steel	Silver steel	Silver steel	Silver steel	Silver steel
Price	\$8	\$5	\$5	\$25	\$25	\$25	\$25
For pack of ten	-	-	-	-	A-5004-1865	A-5004-1867	A-5004-1869
Price	-	-	-	-	\$165	\$165	\$165
Length mm (in.)	8.0 (0.32)	8.0 (0.32)	10.0 (0.40)	12.0 (0.48)	15.2 (0.60)	9.0 (0.36)	16.0 (0.63)
Mass grams	1.8	1.4	1.5	2.7	4.6	1.5	2.1
For use on	LP2	LP2	LP2	MP10	TS27R	HPMA	HPMA
	-	-	-	MP12	-	HPRA	HPRA
	-	-	-	RMP60	-	HPPA	HPPA
	-	-	-	OMP60	-	-	-
	-	-	-	MP3	-	-	-
	-	-	-	MP11	-	-	-



Use P-TL09-0003  
to tighten


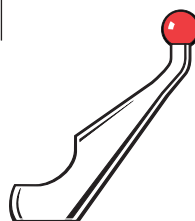
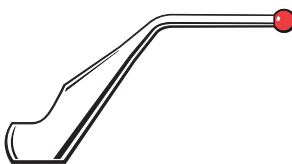
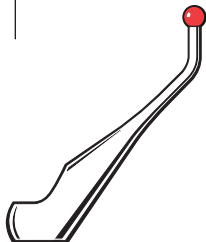
\* Please note: If you require the full TS27R break stem kit, please order A-5003-5171.

Part number	A-5004-7616	A-5004-7618	A-5004-7619	A-5004-7620	A-5004-7622
	M3	M3	M3	M4	M4
	Silver steel	Silver steel	Silver steel	Silver steel	Silver steel
Length mm (in.)	13.3 (0.52)	22.3 (0.88)	30.3 (1.19)	13.5 (0.53)	19.0 (0.75)
Mass grams	2.43	3.6	4.5	1.37	2.2
Price	\$25	\$25	\$25	\$25	\$25
For use on	TS20	TS20	TS20	RP1/RP2	TSA



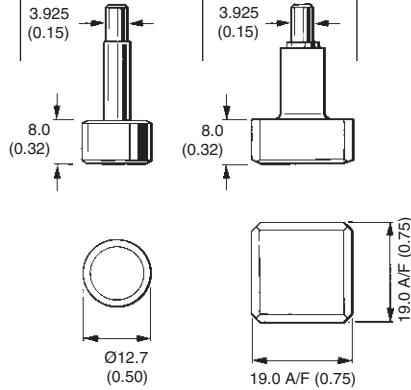
## Cranked styli

Part number	A-5000-5302	A-5000-5307	A-5000-6620	A-5000-7580
	M4	M4	M4	M4
	Tungsten steel	Tungsten steel	Tungsten steel	Tungsten steel
Length mm (in.)	32.0 (1.26)	21.6 (0.85)	27.4 (1.08)	38.8 (1.53)
Mass grams	3.8	3.85	4.7	2.5
For use on	LP2	LP2	LP2	LP2
Price	\$122	\$122	\$122	\$52



**TS27R styli – parallel shafted (not M4) – not compatible with TS27 probes**

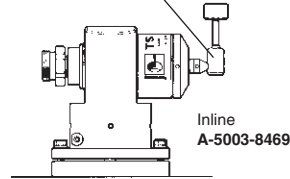
Part number	A-2008-0382 Tungsten carbide	A-2008-0384 Ceramic
Overall length mm (in.)	23.0 (0.91)	22.0 (0.87)
Mass grams	12.1	7.1
Price	\$111	\$260



Stylus conversion kit for TS27R to allow horizontal machining applications (**A-2008-0448**)

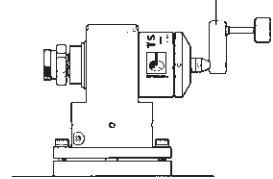
Price: \$120

Stylus holder assembly  
**A-2008-0389**  
Price: \$25



Vertical machining applications

Stylus holder  
**A-5004-7617\***  
Price: \$95

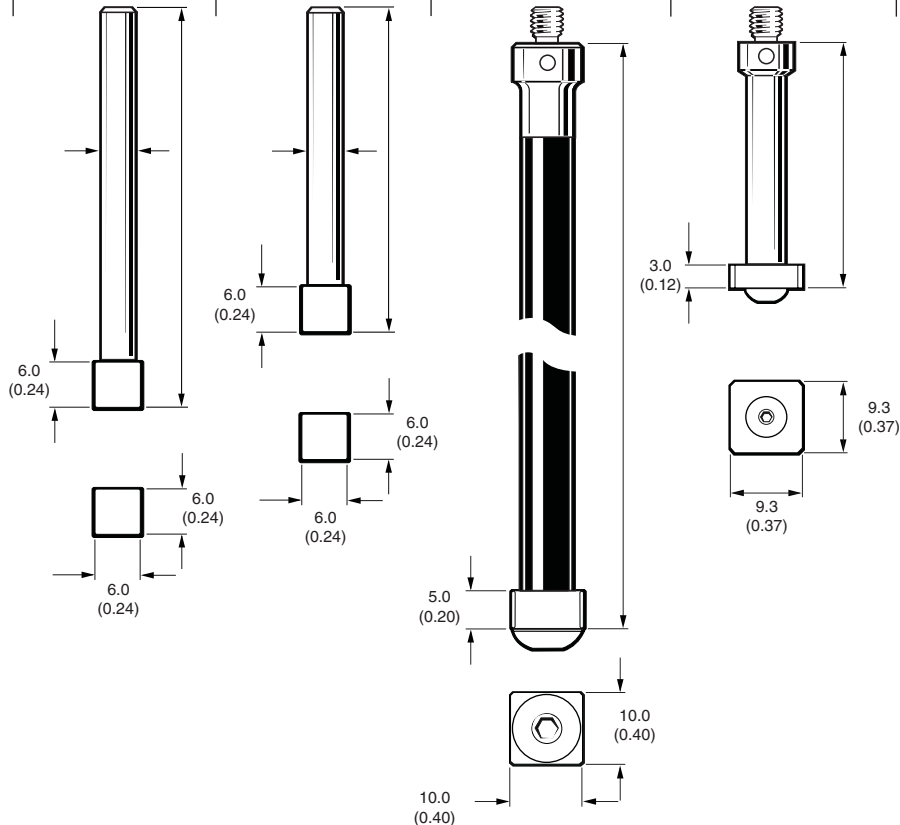


Horizontal machining applications

\* Order also requires 2 x P-SC13-0404

**Tool datuming styli**

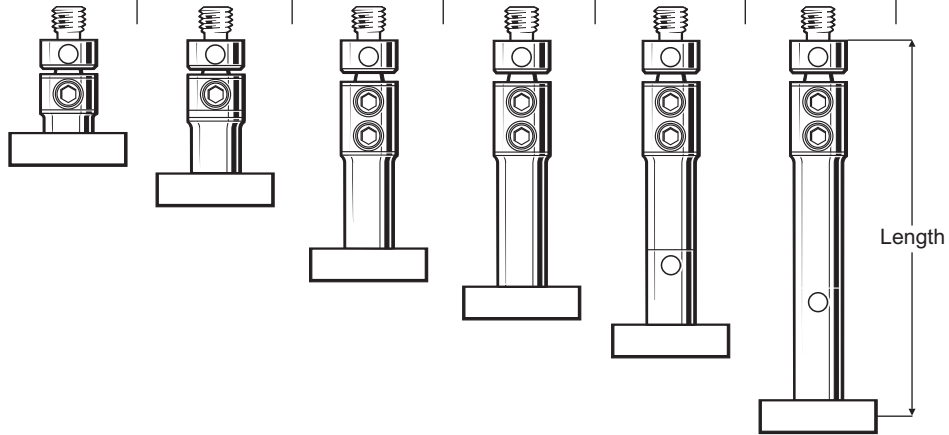
Part number	A-5000-3212 Stainless steel	A-5000-6701 Stainless steel	A-5000-6713 Aluminum	A-5000-6403 Stainless steel
Overall length mm (in.)	53.0 (2.09)	43.0 (1.70)	96.5 (3.80)	32.5 (1.28)
Stem dia. mm (in.)	4.5 (0.18)	4.5 (0.18)	7.5 (0.30)	5.4 (0.22)
Mass grams	4.5	4.3	21.9	11.0
Price	\$107	\$107	\$128	\$107



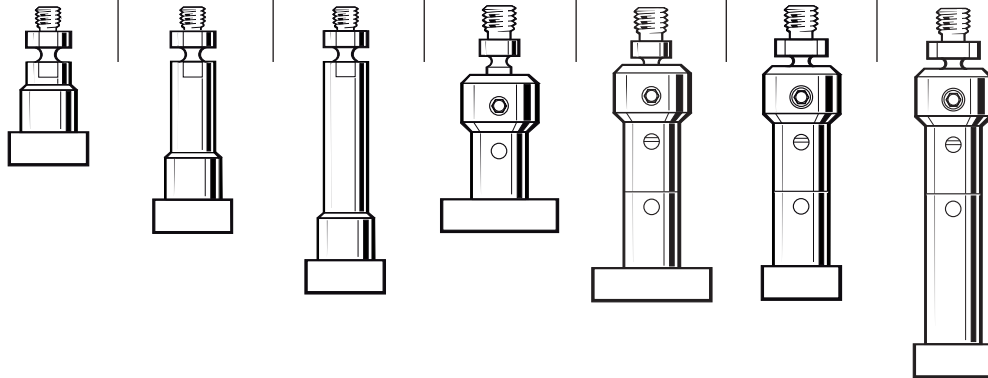
# M4 styli

## Tool datuming styli – continued

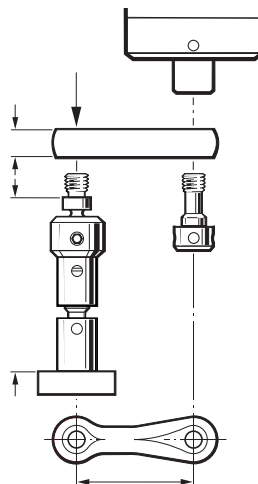
Part number	A-2197-0157 Tungsten steel	A-2197-0158 Tungsten steel	A-2197-0159 Tungsten steel	A-2197-0160 Tungsten steel	A-2197-0161 Tungsten steel	A-2197-0162 Tungsten steel
Length mm (in.)	14.2 (0.56)	19.5 (0.77)	29.5 (1.16)	34.5 (1.36)	39.5 (1.55)	49.5 (1.95)
Mass grams	14.86	16.0	20.0	20.7	21.8	23.5
Price	\$116	\$116	\$116	\$116	\$116	\$116
For use on	HPPA	HPPA	HPPA	HPPA	HPPA	HPPA
	HPMA	HPMA	HPMA	HPMA	HPMA	HPMA
	HPRA	HPRA	HPRA	HPRA	HPRA	HPRA
	RP3	RP3	RP3	RP3	RP3	RP3



Part number	A-2008-0601 M3	A-2008-0602 M3	A-2008-0603 M3	A-2048-2050 M4	A-2048-2051 M4	A-2116-0140 M4	A-2116-0141 M4
	Tungsten steel	Tungsten steel	Tungsten steel	Tungsten steel	Tungsten steel	Tungsten steel	Tungsten steel
Length mm (in.)	15.4 (0.61)	24.0 (0.96)	32.4 (1.27)	23.2 (0.91)	32.0 (1.26)	32.0 (1.26)	42.0 (1.65)
Mass grams	9.1	8.0	8.95	18.14	20.64	13.56	16.05
Price	\$116	\$116	\$116	\$137	\$137	\$109	\$127
For use on	TS20	TS20	TS20	HPA (M6 MTG)	HPA (M6 MTG)	TSA	TSA






Part number	A-2116-0142
Length mm (in.)	30.3 (0.40)
Mass grams	22.6
Price	\$158
For use on	TSA





## Stylus extensions

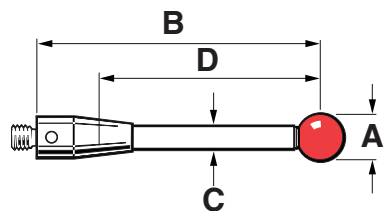
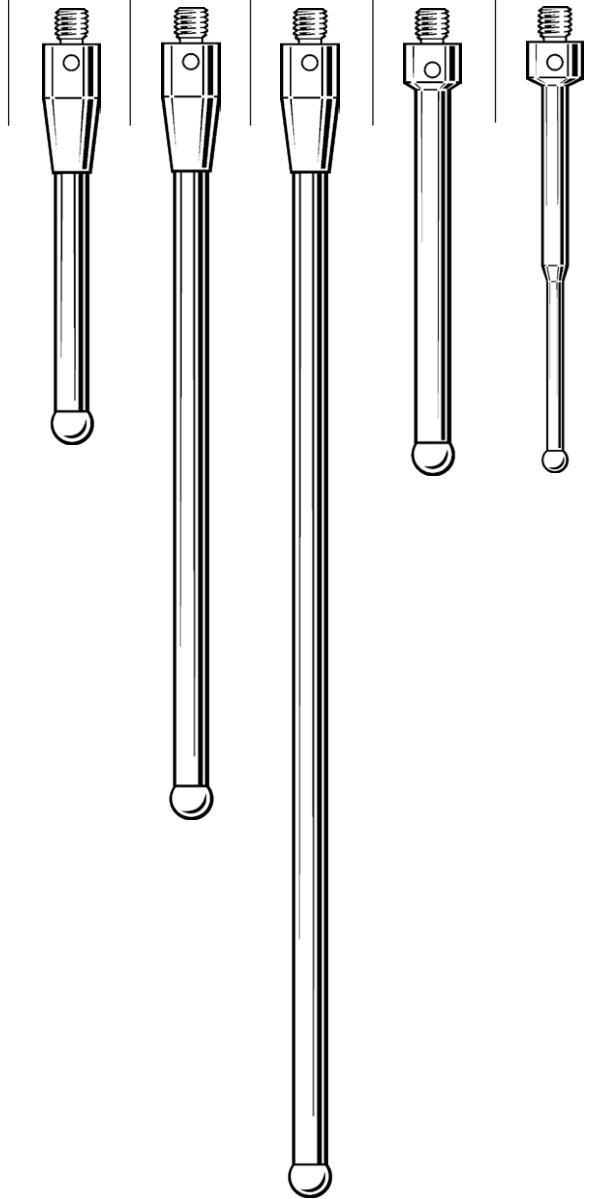
Part number	A-5004-7599 Stainless steel	A-5004-7600 Stainless steel	A-5004-7601 Stainless steel	A-5004-7602 Stainless steel	A-5000-7754 Ceramic	A-5000-7755 Ceramic	A-5000-7727 Ceramic	A-5003-0587 Ceramic
Length mm (in.)	10.0 (0.40)	15.0 (0.60)	20.0 (0.79)	30.0 (1.19)	30.0 (1.19)	50.0 (1.97)	100.0 (3.94)	200.0 (7.87)
Stem dia. mm (in.)	7.0 (0.28)	7.0 (0.28)	7.0 (0.28)	7.0 (0.28)	7.4 (0.29)	7.4 (0.29)	7.4 (0.29)	7.4 (0.29)
Mass grams	2.4	3.7	4.8	7.4	5.1	6.7	10.6	18.4
Price	\$36	\$36	\$36	\$36	\$51	\$60	\$154	\$165



# M4 styli

## Tungsten carbide styli (stainless steel stems)

Part number	A-5000-7670	A-5003-7103	A-5003-7104	A-5000-9685	A-5000-9697
<b>A</b> Ball dia. mm (in.)	5.0 (0.20)	5.0 (0.20)	5.0 (0.20)	5.0 (0.20)	3.0 (0.12)
<b>B</b> Length mm (in.)	50.0 (1.97)	100.0 (3.94)	150.0 (5.91)	54.0 (2.12)	55.0 (2.17)
<b>C</b> Stem dia. mm (in.)	4.5 (0.18)	4.5 (0.18)	4.5 (0.18)	3.9 (0.15)	1.9 (0.07)
<b>D</b> EWL* mm (in.)	35.0 (1.38)	85.0 (3.35)	135.0 (5.31)	50.0 (1.97)	25.0 (0.99)
Mass grams	6.2	11.9	18.2	6.9	3.8
Price	\$70	\$79	\$88	\$159	\$147



\* Effective working length

## Walter styli

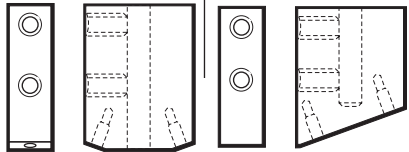
### M1.4 thread styli

Part number	A-5003-3814	A-5003-3045	A-5003-3042	A-5000-9860	A-5003-1699
	M1.4	M1.4	M1.4	M1.4	M1.4
Stem material	Tungsten carbide	Stainless steel	Tungsten carbide	Tungsten carbide	Stainless steel
Ball material	Tungsten carbide	Tungsten carbide	Ruby	Tungsten carbide	Tungsten carbide
A Ball dia. mm (in.)	0.5 (0.02)	1.0 (0.04)	0.5 (0.02)	1.0 (0.04)	0.6 (0.02)
B Length mm (in.)	12.5 (0.49)	25.0 (0.98)	12.5 (0.49)	13.0 (0.51)	12.75 (0.50)
D EWL* mm (in.)	1.5 (0.059)	1.5 (0.059)	3.0 (0.12)	1.0 (0.04)	1.0 (0.04)
Mass grams	0.2	1.1	0.19	0.22	0.41
Price	\$259	\$172	\$259	\$129	\$259



### Adaptors

Part number	A-5003-1448	A-5000-9724
D3 MTG	2 x M1.4 adaptor 20°	M1.4 adaptor 20°
Mass grams	9.73	8.31
Price	\$172	\$172

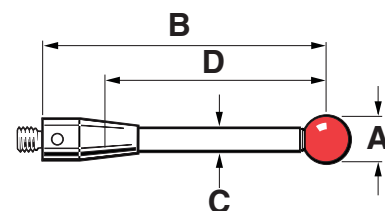


### Crash protection device

Part number	A-5004-7615
Length mm (in.)	16.0 (0.63)
Mass grams	2
Price	\$60



\* Effective working length

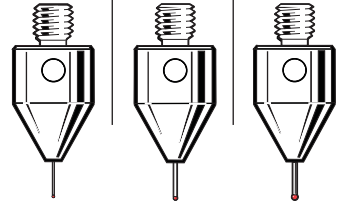


# M5 threaded stylus range

## Ruby micro ball styli (tungsten carbide stems)

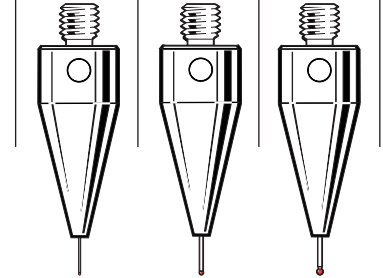
Part number	A-5003-5201	A-5003-5202	A-5003-5203	
A	Ball dia. mm (in.)	0.3 (0.012)	0.5 (0.02)	0.7 (0.03)
B	Length mm (in.)	20.0 (0.79)	20.0 (0.79)	20.0 (0.79)
C	Stem dia. mm (in.)	0.2 (0.01)	0.4 (0.02)	0.5 (0.02)
D	EWL* mm (in.)	3.0 (0.12)	4.0 (0.16)	5.0 (0.20)
	Mass grams	6.5	6.5	6.5
	Price	\$92	\$79	\$79

20 mm range



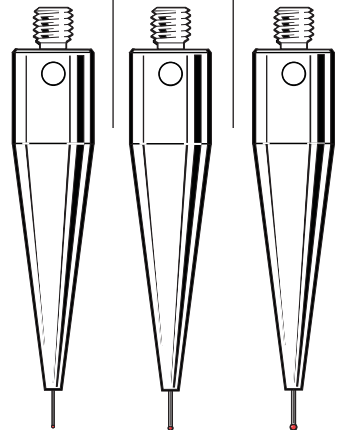
A-5003-5211	A-5003-5212	A-5003-5213
0.3 (0.012)	0.5 (0.02)	0.7 (0.03)
30.0 (1.19)	30.0 (1.19)	30.0 (1.19)
0.2 (0.01)	0.4 (0.02)	0.5 (0.02)
3.0 (0.12)	4.0 (0.16)	5.0 (0.20)
8.95	8.95	8.98
\$96	\$86	\$86

30 mm range



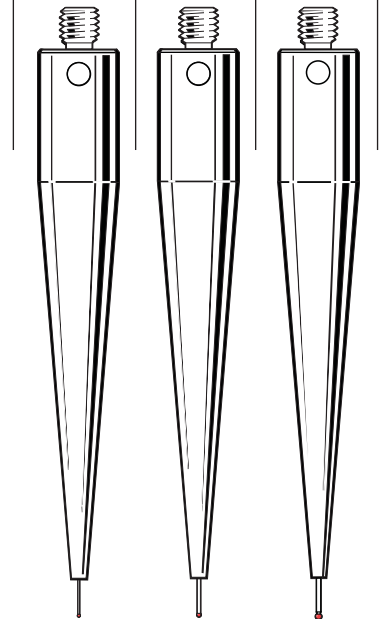
Part number	A-5003-5225	A-5003-5226	A-5003-5227	
A	Ball dia. mm (in.)	0.3 (0.012)	0.5 (0.02)	0.7 (0.03)
B	Length mm (in.)	50.0 (1.97)	50.0 (1.97)	50.0 (1.97)
C	Stem dia. mm (in.)	0.2 (0.01)	0.4 (0.02)	0.5 (0.02)
D	EWL* mm (in.)	3.0 (0.12)	4.0 (0.16)	5.0 (0.20)
	Mass grams	15.79	15.79	15.79
	Price	\$125	\$115	\$115

50 mm range



A-5003-5240	A-5003-5241	A-5003-5242
0.3 (0.012)	0.5 (0.02)	0.7 (0.03)
75.0 (2.96)	75.0 (2.96)	75.0 (2.96)
0.2 (0.01)	0.4 (0.02)	0.5 (0.02)
3.0 (0.12)	4.0 (0.16)	5.0 (0.20)
23.84	23.84	23.84
\$134	\$125	\$115

75 mm range

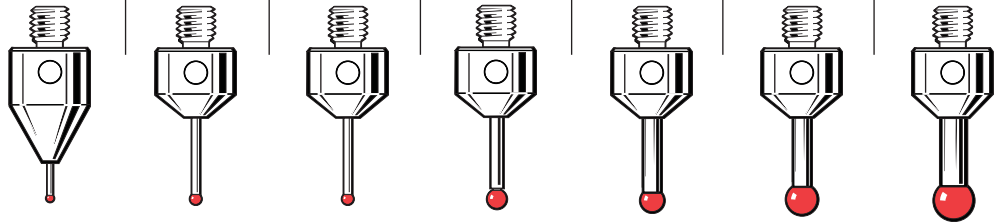


\* Effective working length

## Ruby ball styli (tungsten carbide stems)

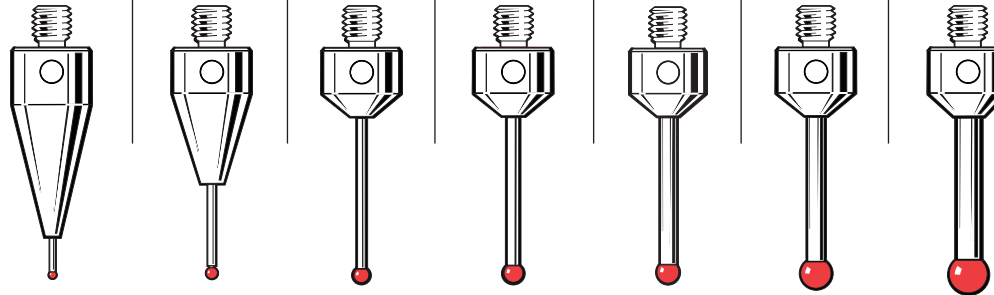
Ball material	Part number						
<b>Ruby</b>	<b>A-5003-5204</b>	<b>A-5003-5205</b>	<b>A-5003-5206</b>	<b>A-5003-5207</b>	<b>A-5003-5208</b>	<b>A-5003-5209</b>	<b>A-5003-5210</b>
Price	\$71	\$61	\$61	\$61	\$61	\$67	\$67
<b>Silicon nitride</b>	–	–	<b>A-5003-5732</b>	–	–	<b>A-5003-5733</b>	–
Price	–	–	\$86	–	–	\$94	–
<b>Zirconia</b>	–	–	<b>A-5003-5746</b>	–	–	<b>A-5003-5747</b>	–
Price	–	–	\$86	–	–	\$94	–
<b>A</b> Ball dia. mm (in.)	1.0 (0.04)	1.5 (0.06)	2.0 (0.08)	2.5 (0.10)	3.0 (0.12)	4.0 (0.16)	5.0 (0.20)
<b>B</b> Length mm (in.)	20.0 (0.79)	20.0 (0.79)	20.0 (0.79)	20.0 (0.79)	20.0 (0.79)	20.0 (0.79)	20.0 (0.79)
<b>C</b> Stem dia. mm (in.)	0.7 (0.03)	1.0 (0.04)	1.0 (0.04)	1.5 (0.06)	2.0 (0.08)	2.0 (0.08)	3.0 (0.12)
<b>D</b> EWL* mm (in.)	5.0 (0.20)	11.0 (0.44)	11.0 (0.44)	11.0 (0.44)	11.0 (0.44)	11.9 (0.47)	11.5 (0.45)
Mass grams	6.52	4.68	4.70	4.84	5.12	5.19	6.06

### 20 mm range



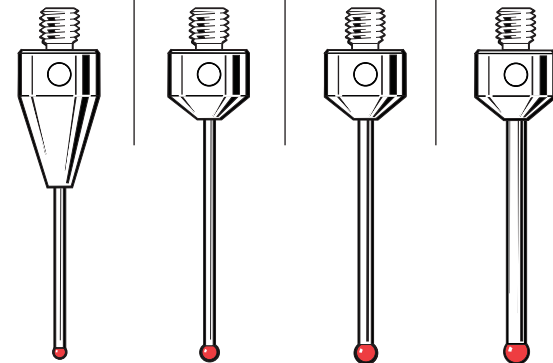
Part number	<b>A-5003-5214</b>	<b>A-5003-5215</b>	<b>A-5003-5216</b>	<b>A-5003-5217</b>	<b>A-5003-5218</b>	<b>A-5003-5219</b>	<b>A-5003-5220</b>
<b>A</b> Ball dia. mm (in.)	1.0 (0.04)	1.5 (0.06)	2.0 (0.08)	2.5 (0.10)	3.0 (0.12)	4.0 (0.16)	5.0 (0.20)
<b>B</b> Length mm (in.)	30.0 (1.19)	30.0 (1.19)	30.0 (1.19)	30.0 (1.19)	30.0 (1.19)	30.0 (1.19)	30.0 (1.19)
<b>C</b> Stem dia. mm (in.)	0.7 (0.03)	1.0 (0.04)	1.0 (0.04)	1.5 (0.06)	2.0 (0.08)	2.0 (0.08)	3.0 (0.12)
<b>D</b> EWL* mm (in.)	5.0 (0.20)	12.0 (0.48)	21.0 (0.83)	21.0 (0.83)	21.0 (0.83)	21.9 (0.86)	21.5 (0.85)
Mass grams	9.01	7.28	4.81	5.14	5.58	5.64	7.10
Price	\$77	\$46	\$67	\$67	\$67	\$72	\$77

### 30 mm range



Part number	<b>A-5003-5221</b>	<b>A-5003-5222</b>	<b>A-5003-5223</b>	<b>A-5003-5224</b>
<b>A</b> Ball dia. mm (in.)	1.5 (0.06)	2.0 (0.08)	2.5 (0.10)	3.0 (0.12)
<b>B</b> Length mm (in.)	40.0 (1.58)	40.0 (1.58)	40.0 (1.58)	40.0 (1.58)
<b>C</b> Stem dia. mm (in.)	1.0 (0.04)	1.0 (0.04)	1.5 (0.06)	2.0 (0.08)
<b>D</b> EWL* mm (in.)	22.0 (0.87)	31.0 (1.23)	31.0 (1.23)	31.0 (1.23)
Mass grams	7.39	4.93	5.40	6.04
Price	\$96	\$86	\$86	\$86

### 40 mm range



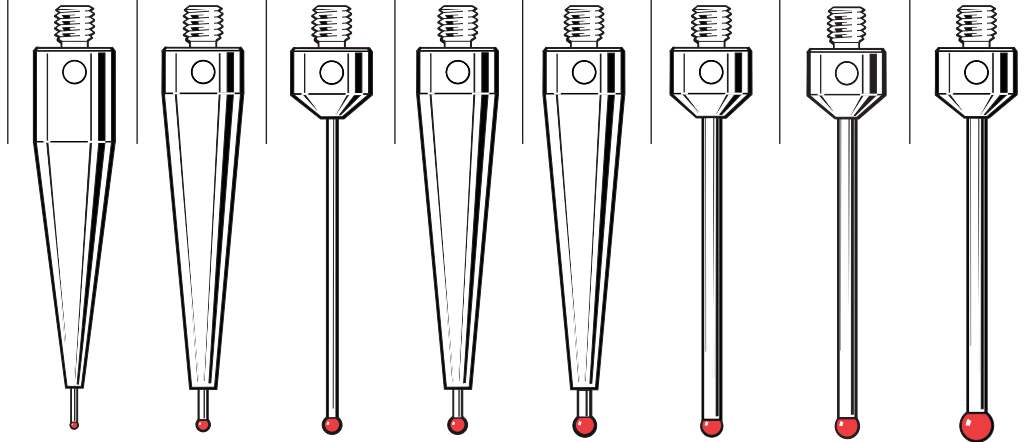
\* Effective working length

# M5 styli

## Ruby ball styli (< 5 mm ball diameter) (tungsten carbide stems)

Part number	A-5003-5228	A-5003-5229	A-5003-5230	A-5003-5231	A-5003-5233	A-5003-5232	A-5003-5234	A-5003-5235	
A	Ball dia. mm (in.)	1.0 (0.04)	1.5 (0.06)	2.0 (0.08)	2.0 (0.08)	2.5 (0.10)	2.5 (0.10)	3.0 (0.12)	4.0 (0.16)
B	Length mm (in.)	50.0 (1.97)	50.0 (1.97)	50.0 (1.97)	50.0 (1.97)	50.0 (1.97)	50.0 (1.97)	50.0 (1.97)	50.0 (1.97)
C	Stem dia. mm (in.)	0.7 (0.03)	1.0 (0.04)	1.0 (0.04)	1.0 (0.04)	1.5 (0.06)	2.0 (0.08)	2.0 (0.08)	2.0 (0.08)
D	EWL* mm (in.)	5.0 (0.20)	5.0 (0.20)	41.0 (1.62)	5.0 (0.20)	5.0 (0.20)	41.0 (1.62)	41.0 (1.62)	41.9 (1.65)
	Mass grams	15.81	14.82	5.05	14.85	14.94	6.48	6.50	6.55
	Price	\$109	\$105	\$96	\$77	\$77	\$86	\$86	\$86

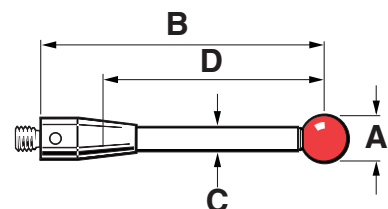
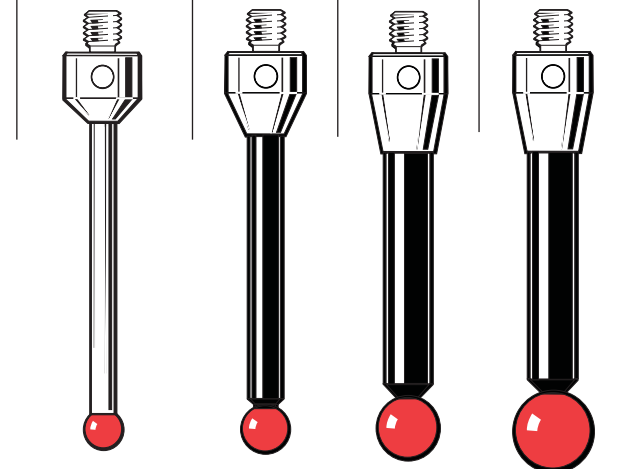
50 mm range



## Ruby ball styli (≥ 5 mm ball diameter)

Ball material	Part number				
<b>Ruby</b>	<b>A-5003-5236</b>	<b>A-5003-5237</b>	<b>A-5003-5238</b>	<b>A-5003-5239</b>	
Price	\$86	\$96	\$105	\$115	
<b>Silicon nitride</b>	–	<b>A-5003-5734</b>	–	–	
Price	–	\$134	–	–	
<b>Zirconia</b>	–	<b>A-5003-5748</b>	–	–	
Price	–	\$134	–	–	
	<b>Tungsten carbide</b>	<b>Carbon fiber</b>	<b>Carbon fiber</b>	<b>Carbon fiber</b>	
A	Ball dia. mm (in.)	5.0 (0.20)	6.0 (0.24)	8.0 (0.32)	10.0 (0.40)
B	Length mm (in.)	50.0 (1.97)	50.0 (1.97)	50.0 (1.97)	50.0 (1.97)
C	Stem dia. mm (in.)	3.0 (0.12)	4.0 (0.16)	6.0 (0.24)	6.0 (0.24)
D	EWL* mm (in.)	41.5 (1.63)	39.5 (1.56)	39.5 (1.56)	44.5 (1.75)
	Mass grams	9.19	6.10	7.96	8.91

50 mm range

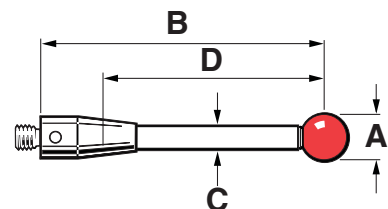
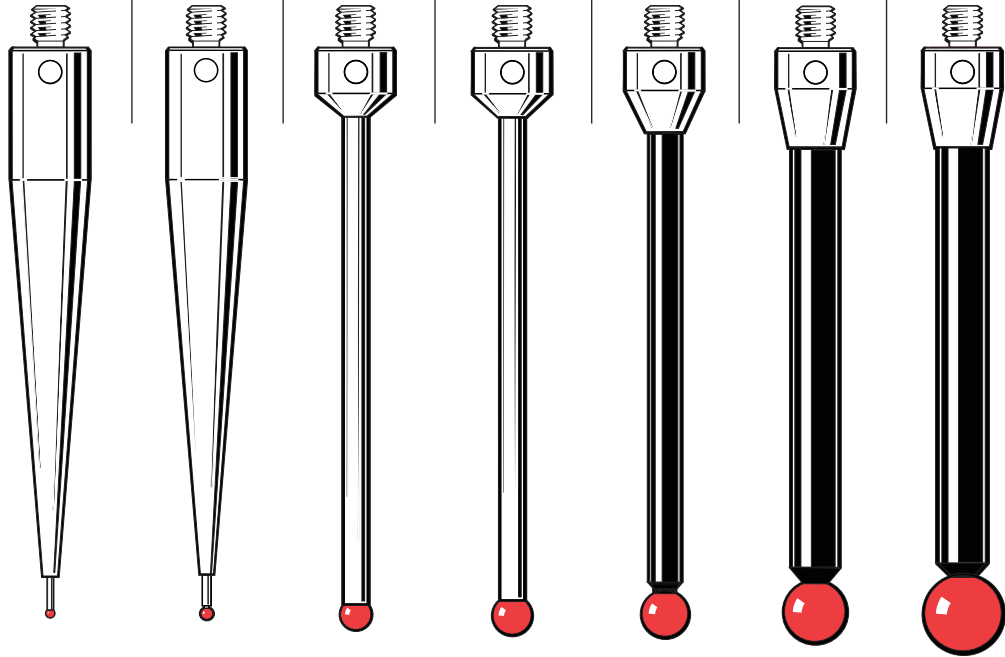


\* Effective working length

**Ruby ball styli (1 mm – 10 mm ball diameter)**

Part number	A-5003-5243 Tungsten carbide	A-5003-5244 Tungsten carbide	A-5003-5248 Tungsten carbide	A-5003-5249 Tungsten carbide	A-5003-5250 Carbon fiber	A-5003-5251 Carbon fiber	A-5003-5252 Carbon fiber
<b>A</b> Ball dia. mm (in.)	1.0 (0.04)	1.5 (0.06)	4.0 (0.16)	5.0 (0.20)	6.0 (0.24)	8.0 (0.32)	10.0 (0.40)
<b>B</b> Length mm (in.)	75.0 (2.96)	75.0 (2.96)	75.0 (2.96)	75.0 (2.96)	75.0 (2.96)	75.0 (2.96)	75.0 (2.96)
<b>C</b> Stem dia. mm (in.)	0.7 (0.03)	1.0 (0.04)	3.0 (0.12)	3.0 (0.12)	4.0 (0.16)	6.0 (0.24)	6.0 (0.24)
<b>D</b> EWL* mm (in.)	5.0 (0.20)	5.0 (0.20)	66.0 (2.60)	66.0 (2.60)	65.1 (2.56)	64.5 (2.54)	69.5 (2.74)
Mass grams	23.86	23.90	11.61	11.80	6.59	9.06	10.01
Price	\$115	\$105	\$96	\$105	\$125	\$115	\$125

75 mm range



\* Effective working length

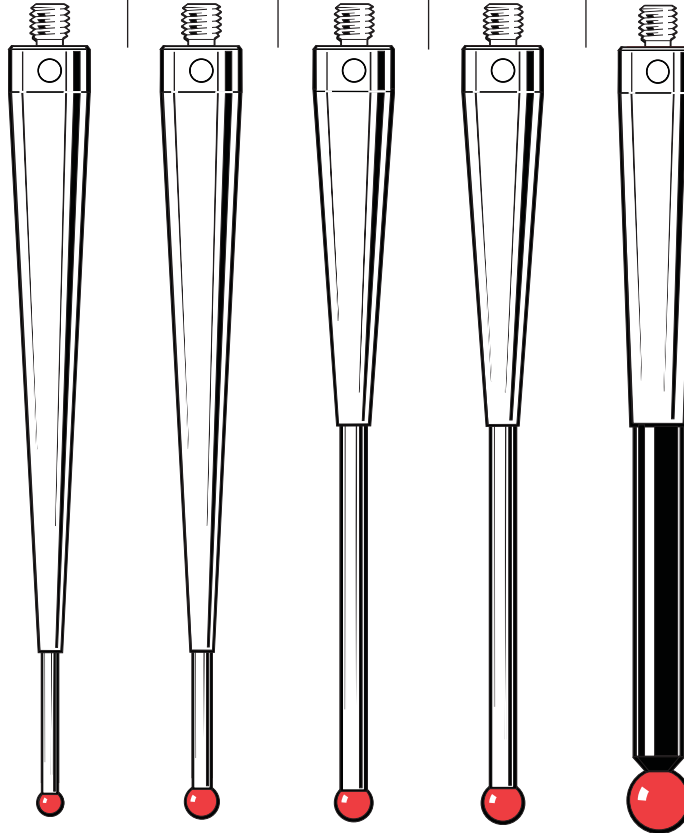


# M5 styli

## Ruby ball styli (≤ 50 mm EWL)

Part number	A-5003-5253 Tungsten carbide	A-5003-5255 Tungsten carbide	A-5003-5256 Tungsten carbide	A-5003-5257 Tungsten carbide	A-5003-5261 Carbon fiber	
A	Ball dia. mm (in.)	3.0 (0.12)	4.0 (0.16)	4.0 (0.16)	5.0 (0.20)	8.0 (0.32)
B	Length mm (in.)	100.0 (3.94)	100.0 (3.94)	100.0 (3.94)	100.0 (3.94)	100.0 (3.94)
C	Stem dia. mm (in.)	2.0 (0.08)	2.0 (0.08)	3.0 (0.12)	3.0 (0.12)	6.0 (0.24)
D	EWL* mm (in.)	20.0 (0.79)	30.5 (1.20)	50.0 (1.97)	50.0 (1.97)	50.0 (1.97)
	Mass grams	25.71	25.75	23.07	23.31	22.97
	Price	\$125	\$125	\$144	\$125	\$144

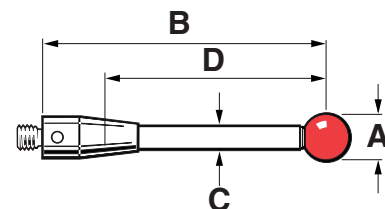
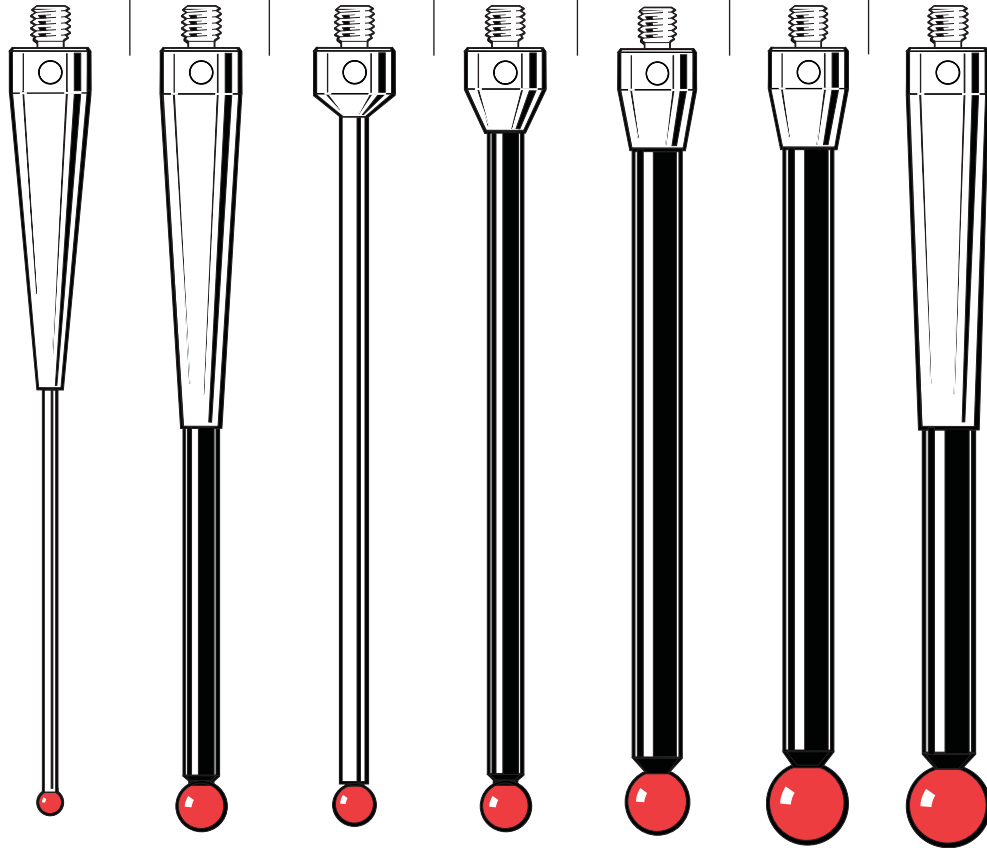
100 mm range



## Ruby ball styli (> 50 mm EWL)

Ball material	Part number						
<b>Ruby</b>	<b>A-5003-5254</b>	<b>A-5003-5259</b>	<b>A-5003-5258</b>	<b>A-5003-5260</b>	<b>A-5003-5262</b>	<b>A-5003-5264</b>	<b>A-5003-5263</b>
Price	\$144	\$134	\$144	\$153	\$163	\$173	\$153
<b>Silicon nitride</b>	–	<b>A-5003-5735</b>	–	–	–	–	–
Price	–	\$188	–	–	–	–	–
<b>Zirconia</b>	–	<b>A-5003-5749</b>	–	–	–	–	–
Price	–	\$188	–	–	–	–	–
	<b>Tungsten carbide</b>	<b>Carbon fiber</b>	<b>Tungsten carbide</b>	<b>Carbon fiber</b>	<b>Carbon fiber</b>	<b>Carbon fiber</b>	<b>Carbon fiber</b>
<b>A</b> Ball dia. mm (in.)	3.0 (0.12)	6.0 (0.24)	5.0 (0.20)	6.0 (0.24)	8.0 (0.32)	10.0 (0.40)	10.0 (0.40)
<b>B</b> Length mm (in.)	100.0 (3.94)	100.0 (3.94)	100.0 (3.94)	100.0 (3.94)	100.0 (3.94)	100.0 (3.94)	100.0 (3.94)
<b>C</b> Stem dia. mm (in.)	1.5 (0.06)	4.0 (0.16)	3.0 (0.12)	4.0 (0.16)	6.0 (0.24)	6.0 (0.24)	6.0 (0.24)
<b>D</b> EWL* mm (in.)	55.0 (2.17)	58.9 (2.32)	91.0 (3.59)	90.1 (3.55)	89.5 (3.52)	94.5 (3.72)	95.5 (3.76)
Mass grams	16.30	19.66	14.40	7.08	10.17	11.11	23.91

100 mm range




\* Effective working length

# M5 styli

## Ruby ball styli (carbon fiber stems)

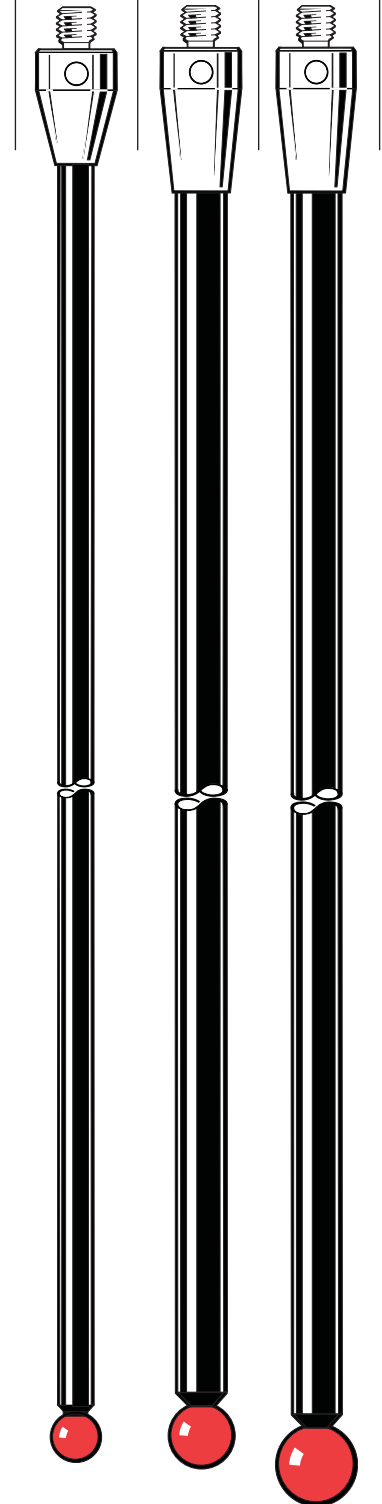
Part number	A-5003-5265	A-5003-5266	A-5003-5267
A Ball dia. mm (in.)	6.0 (0.24)	8.0 (0.32)	10.0 (0.40)
B Length mm (in.)	150.0 (5.91)	150.0 (5.91)	150.0 (5.91)
C Stem dia. mm (in.)	4.0 (0.16)	6.0 (0.24)	6.0 (0.24)
D EWL* mm (in.)	137.0 (5.39)	135.0 (5.31)	144.5 (5.69)
Mass grams	9.09	13.71	14.66
Price	\$230	\$249	\$269

150 mm range



A-5003-5268	A-5003-5269	A-5003-5270
6.0 (0.24)	8.0 (0.32)	10.0 (0.40)
200.0 (7.88)	200.0 (7.88)	200.0 (7.88)
4.0 (0.16)	6.0 (0.24)	6.0 (0.24)
187.0 (7.36)	180.0 (7.09)	194.5 (7.66)
10.07	15.92	16.87
\$326	\$345	\$364

200 mm range

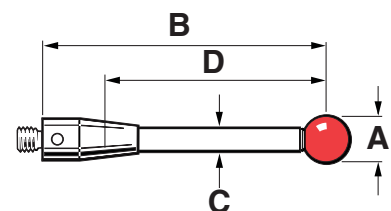
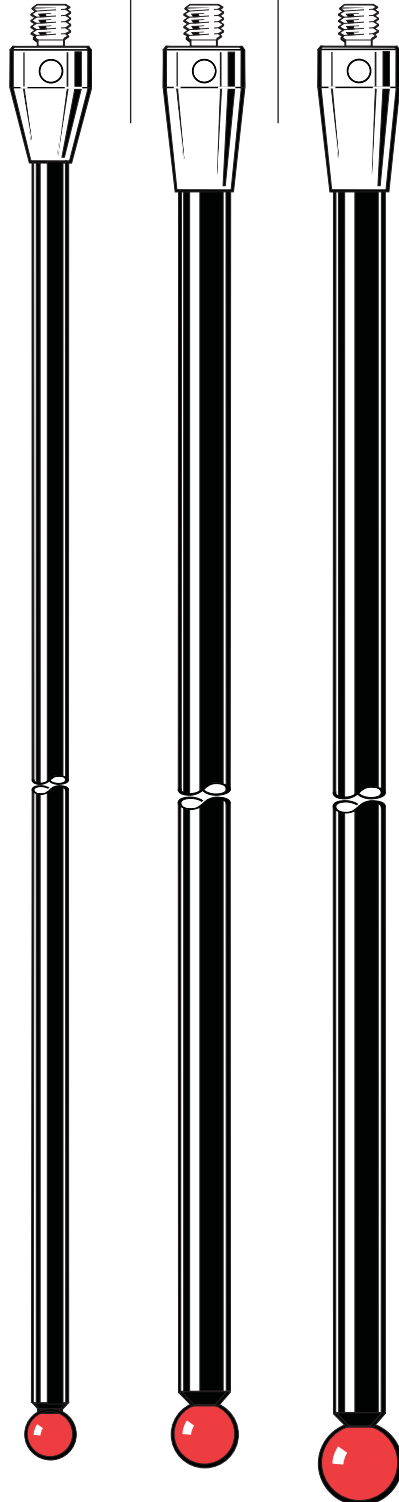


\* Effective working length

## Ruby ball styli (carbon fiber stems)

Part number	A-5003-5271	A-5003-5272	A-5003-5273	
A	Ball dia. mm (in.)	6.0 (0.24)	8.0 (0.32)	10.0 (0.40)
B	Length mm (in.)	300.0 (11.82)	300.0 (11.82)	300.0 (11.82)
C	Stem dia. mm (in.)	4.0 (0.16)	6.0 (0.24)	6.0 (0.24)
D	EWL* mm (in.)	287.0 (11.30)	280.0 (11.03)	294.5 (11.59)
	Mass grams	12.02	20.33	21.28
	Price	\$422	\$441	\$460

300 mm range

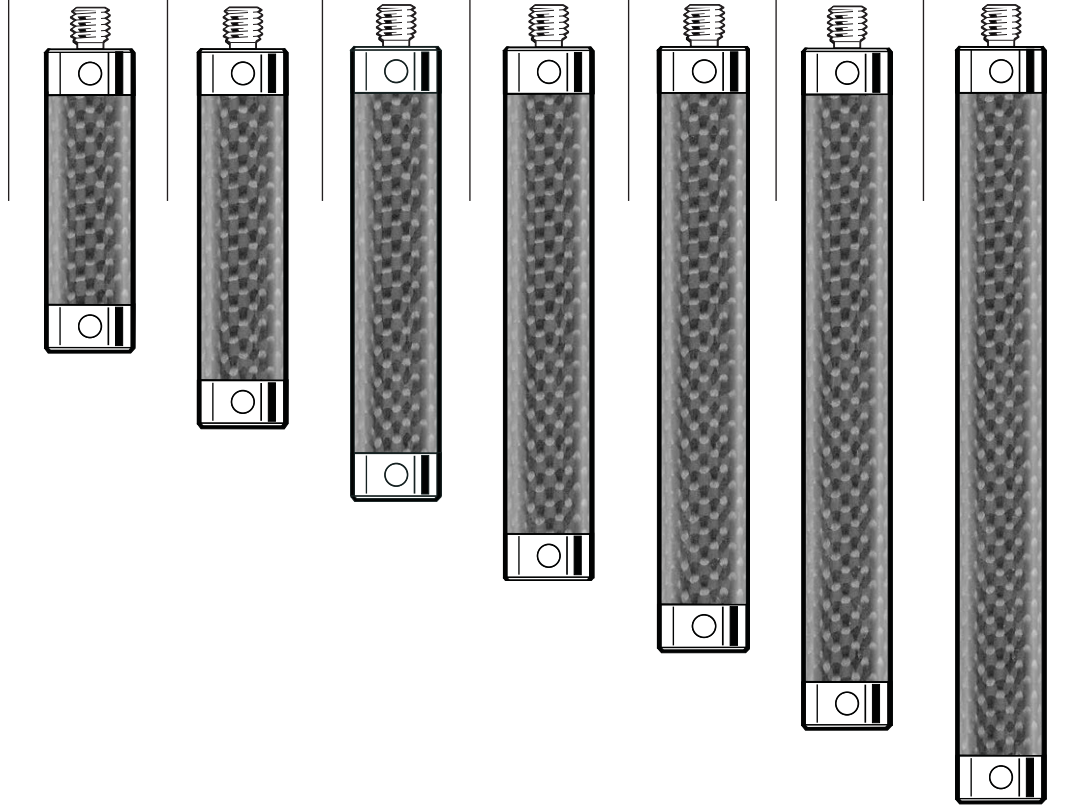


\* Effective working length

## M5 styli

### Stylus extensions – thermo stable carbon fiber stems, titanium ends

Part number	A-5555-0647	A-5555-0648	A-5555-0649	A-5555-0623	A-5555-0650	A-5555-0651	A-5555-0652
Length mm (in.)	40.0 (1.58)	50.0 (1.97)	60.0 (2.37)	70.0 (2.76)	80.0 (3.15)	90.0 (3.55)	100.0 (3.94)
Stem dia. mm (in.)	11.0 (0.44)	11.0 (0.44)	11.0 (0.44)	11.0 (0.44)	11.0 (0.44)	11.0 (0.44)	11.0 (0.44)
Mass grams	7.6	8.3	9.0	9.7	10.4	11.1	11.8
Price	\$157**	\$159**	\$162**	\$166**	\$170**	\$182**	\$187**

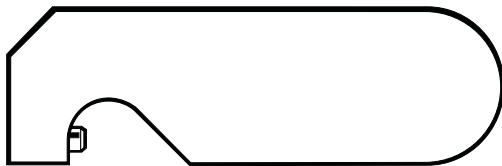


## M5 extension tools

### A-5003-6134

For M5 threaded extensions with  
11 mm (0.44 mm stem diameter

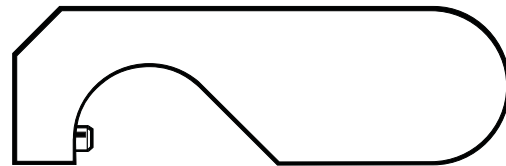
Price: \$21



### A-5003-6135

For M5 threaded extensions with  
20 mm (0.79 in) stem diameter

Price: \$21

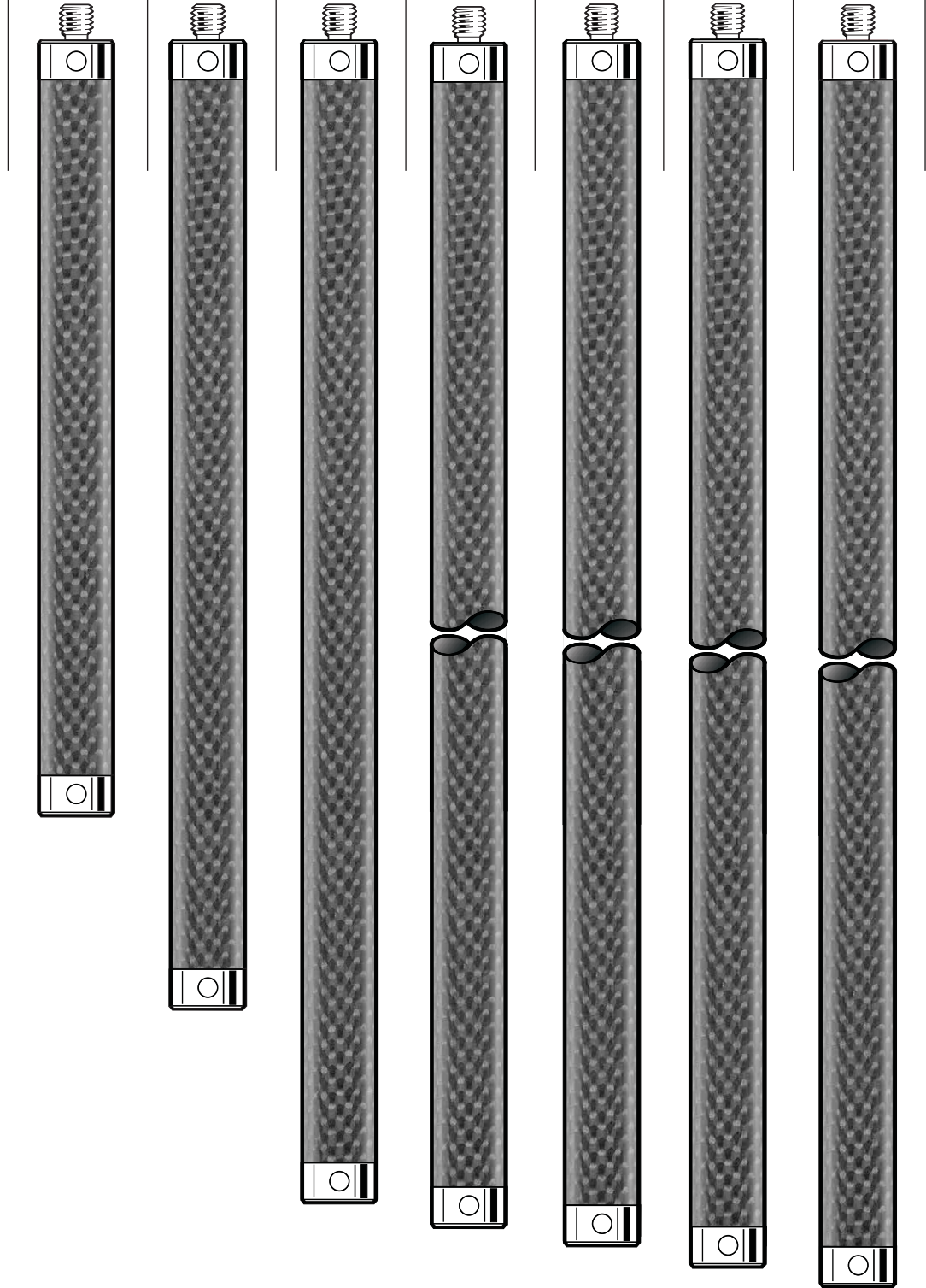


**Note:** These tools are designed to fit stylus extensions for Renishaw probes without causing any internal damage.

\*\* Special

**Stylus extensions – thermo stable carbon fiber stems, titanium ends**

Part number	A-5555-0425	A-5555-0424	A-5555-0653	A-5555-0654	A-5555-0655	A-5555-0642	A-5555-0656
Length mm (in.)	120.0 (4.73)	150.0 (5.91)	180.0 (7.09)	200.0 (7.88)	250.0 (9.85)	300.0 (11.82)	400.0 (15.76)
Stem dia. mm (in.)	11.0 (0.44)	11.0 (0.44)	11.0 (0.44)	11.0 (0.44)	11.0 (0.44)	11.0 (0.44)	11.0 (0.44)
Mass grams	13.2	15.4	17.5	18.9	22.4	25.9	33.0
Price	\$191**	\$201**	\$208**	\$221**	\$238**	\$280**	\$333**

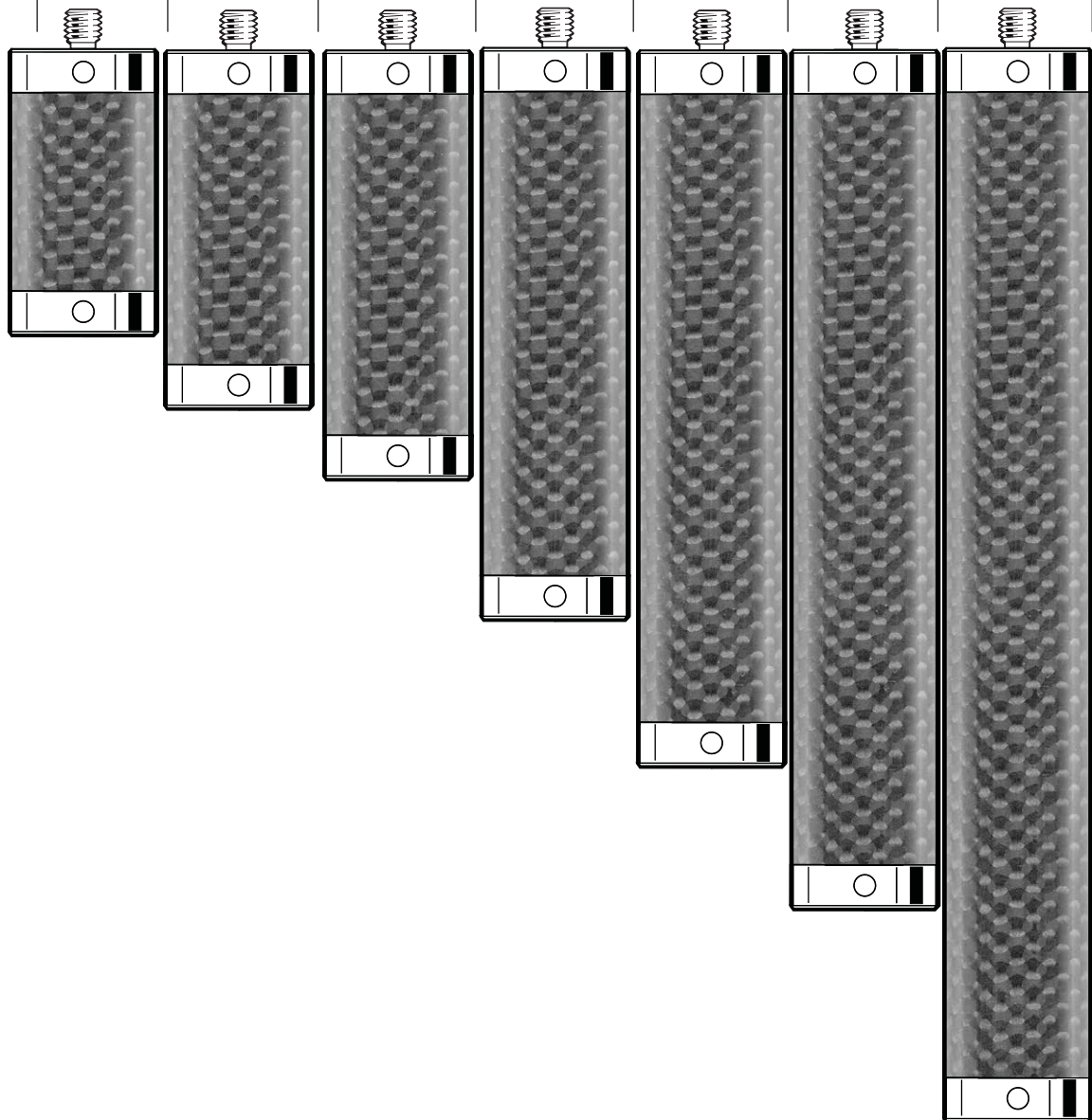


\*\* Special

# M5 styli

## Stylus extensions – thermo stable carbon fiber stems, titanium ends


Part number	A-5555-0620	A-5555-0657	A-5555-0658	A-5555-0621	A-5555-0659	A-5555-0660	A-5555-0661
Length mm (in.)	40.0 (1.58)	50.0 (1.97)	60.0 (2.37)	80.0 (3.15)	100.0 (3.94)	120.0 (4.73)	150.0 (5.91)
Stem dia. mm (in.)	20.0 (0.79)	20.0 (0.79)	20.0 (0.79)	20.0 (0.79)	20.0 (0.79)	20.0 (0.79)	20.0 (0.79)
Mass grams	23.8	25.1	26.5	29.3	32.1	34.9	39.0
Price	\$154**	\$159**	\$162**	\$170**	\$192**	\$203**	\$214**





**Stylus extensions – thermo stable carbon fiber stems, titanium ends**

Part number	A-5555-0662	A-5555-0663	A-5555-0427	A-5555-0664	A-5555-0665	A-5555-0667	A-5555-0668
Length mm (in.)	180.0 (7.09)	200.0 (7.88)	250.0 (9.85)	300.0 (11.82)	400.0 (15.76)	500.0 (19.70)	600.0 (23.64)
Stem dia. mm (in.)	20.0 (0.79)	20.0 (0.79)	20.0 (0.79)	20.0 (0.79)	20.0 (0.79)	20.0 (0.79)	20.0 (0.79)
Mass grams	43.2	46.0	52.9	59.9	73.8	87.7	101.5
Price	\$229**	\$238**	\$266**	\$298**	\$349**	\$420**	\$280**


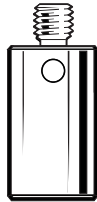



\*\* Special

## M5 styli


### Stylus extensions – stainless steel

Part number	A-5555-0142	A-5555-0140	A-5555-0669	A-5555-0670	A-5555-0136
Length mm (in.)	10.0 (0.40)	20.0 (0.79)	30.0 (1.19)	50.0 (1.97)	100.0 (3.94)
Stem dia. mm (in.)	11.0 (0.44)	11.0 (0.44)	11.0 (0.44)	11.0 (0.44)	11.0 (0.44)
Mass grams	6.0	13.0	20.0	34.8	73.0
Price	\$25**	\$25**	\$25**	\$27**	\$29**



## Stylus extensions – aluminum

Part number	A-5555-0671	A-5555-0127	A-5555-0125
Length mm (in.)	50.0 (1.97)	100.0 (3.94)	200.0 (7.88)
Stem dia. mm (in.)	20.0 (0.79)	20.0 (0.79)	20.0 (0.79)
Mass grams	47.2	50.0	85.0
Price	\$71**	\$73**	\$92**

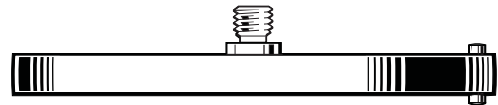
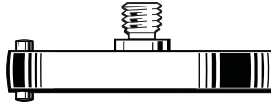
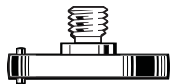


\*\* Special

## M5 styli

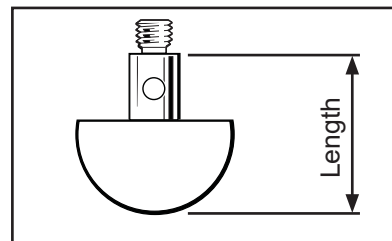
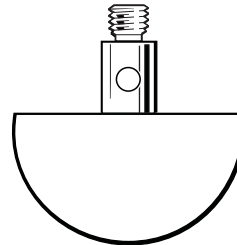

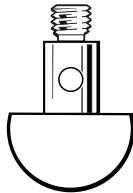
### Disk styli

Part number	A-5003-5288 Silver steel	A-5003-5289 Silver steel	A-5003-5290 Silver steel	A-5003-5291 Silver steel
Disk diameter mm (in.)	12.0 (0.48)	21.0 (0.83)	35.0 (1.38)	63.5 (2.51)
Disk depth mm (in.)	3.0 (0.12)	3.0 (0.12)	5.0 (0.20)	5.0 (0.20)
Roller depth mm (in.)	5.0 (0.20)	5.0 (0.20)	8.0 (0.32)	8.0 (0.32)
Mass grams	2.52	5.23	14.00	51.00
Price	\$125	\$134	\$144	\$163



### Hemispherical styli

Part number	A-5003-5275 Ceramic	A-5003-5276 Ceramic	A-5003-5277 Ceramic
Ball diameter mm (in.)	16.0 (0.63)	22.0 (0.87)	30.0 (1.19)
Length mm (in.)	19.5 (0.77)	20.5 (0.81)	24.5 (0.96)
Mass grams	7.0	14.0	19.7
Price	\$225	\$225	\$300

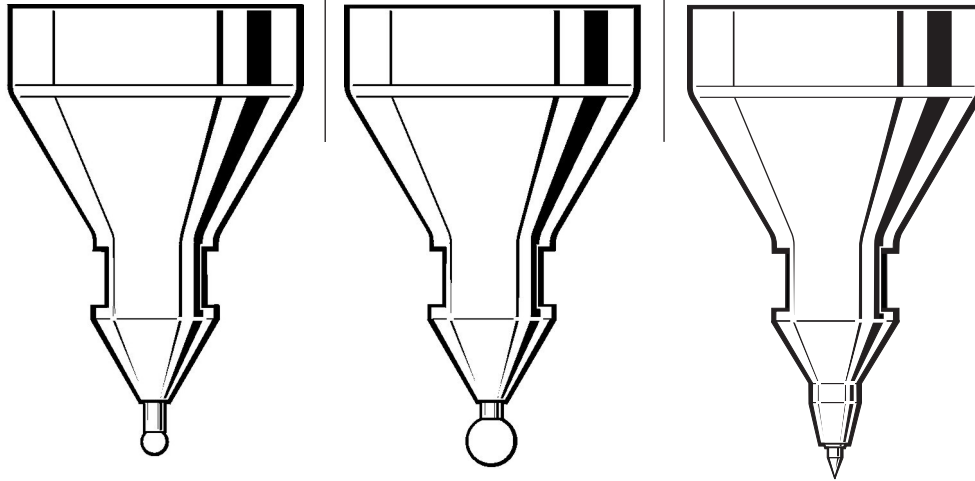


## Styli for FARO® arms

These styli have been designed especially for use on FARO® portable arm CMMs. Their robust design and construction utilizes Grade 5 Zirconia balls that have a high fracture toughness. The balls are bonded to the high strength tungsten carbide stem with impact resistant adhesive, and specialist construction techniques have been incorporated to ensure that the joint between the body and stem is extremely rigid and virtually indestructible.

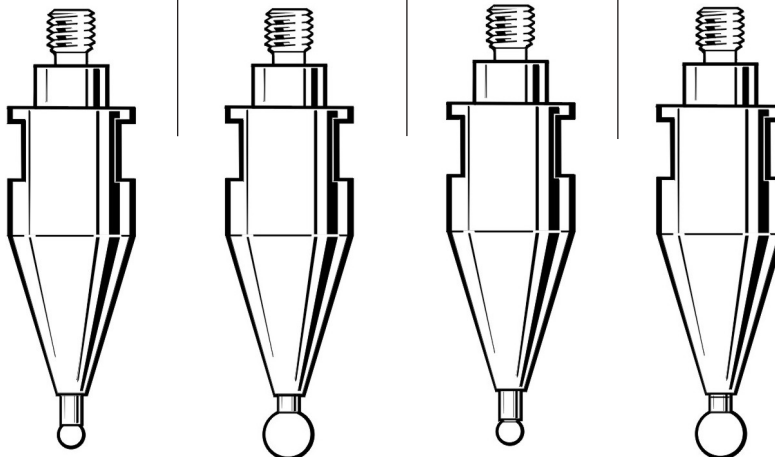
### 1¼–20 UN thread styli

Part number	A-5003-7673	A-5003-7674	A-5003-7675
Ball dia (mm)	3	6	N/A
Length (mm)	57	57	57
Price	\$150	\$150	\$150



### M6 styli

Part number	A-5003-7676	A-5003-7677	A-5003-7678	A-5003-7679
Ball dia	1/8 in	1/4 in	3 mm	6 mm
Length (mm)	43	43	43	43
Price	\$150	\$150	\$150	\$150

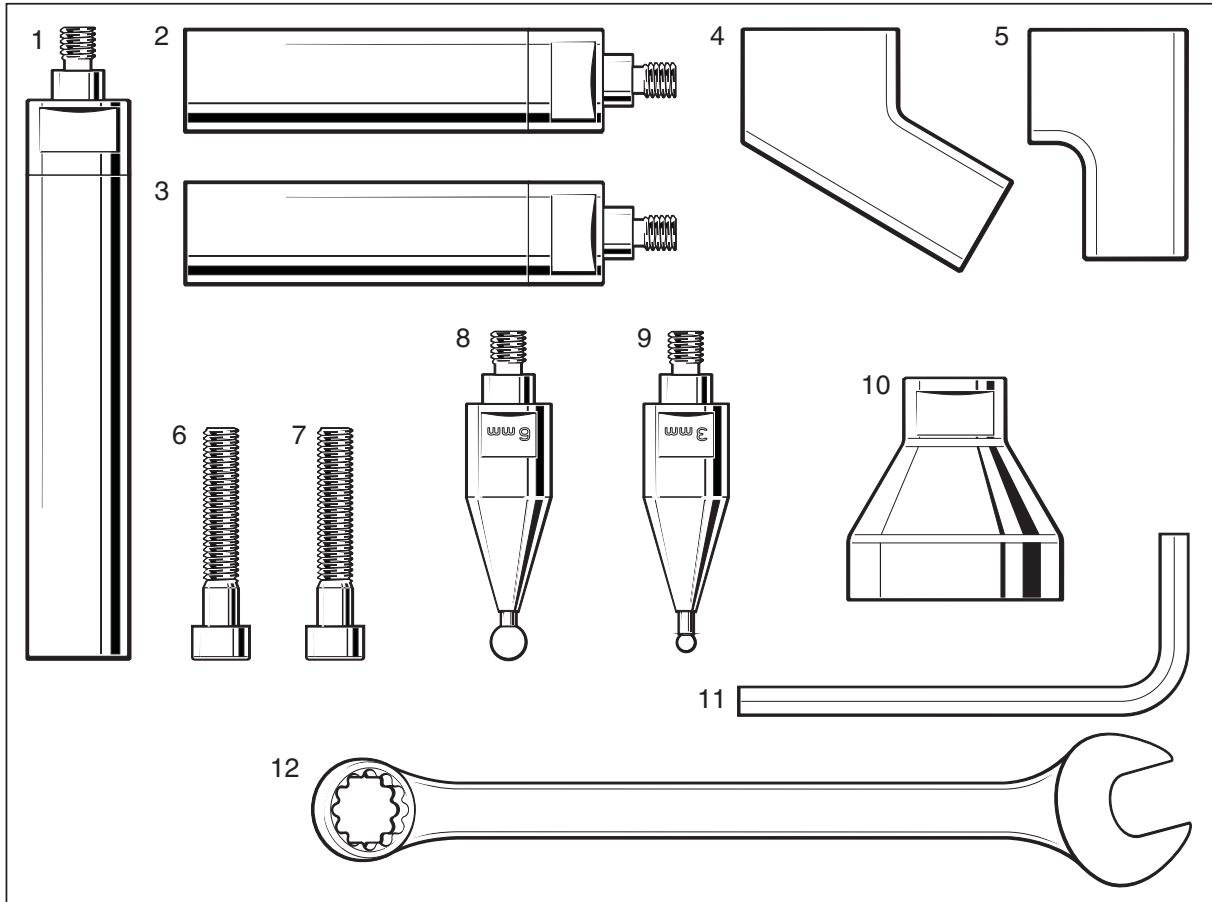


# Styli for FARO® arms

## FARO® kit

**A-5003-9190 FARO® probe kit 0073 12 piece**

**Price: \$1,034**



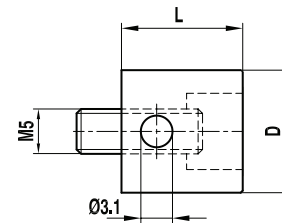
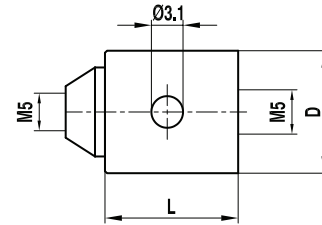
Position	Part number	Description
1	A-5003-9127	M6M - M6F EXT L101.6 (4.0) D18 AL
2 and 3	A-5003-9126	M6M - M6F EXT L76.2 (3.0) D18 AL
4	A-5003-9186	M6F FARO EXT 60 DEG ADAPTOR
5	A-5003-9187	M6F FARO EXT 90 DEG ADAPTOR
6 and 7	P-SC08-0635	SCREW HEX SKT CAPHD M6X35 STST
8	A-5003-7679	STYLUS M6 DIA 6 MM 21 PROBE 0067
9	A-5003-7678	STYLUS M6 DIA 3 MM 21 PROBE 0065
10	M-5003-9133	FARO ADAPTOR 1.25-20 UN-M6
11	P-TL01-0500	SKT WRENCH 5MM A/F
12	P-TL09-0012	12 MM A/F OPEN/RING SPANNER

## M5 adaptors and accessories for Zeiss analog probe systems

Schematics not shown to scale

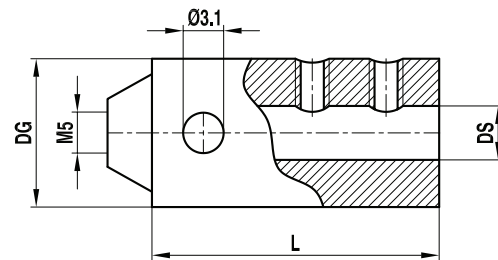
### Adaptor with thread/conical stem base, stainless steel

Part number	A-5555-0013	A-5555-0014
Zeiss order number	600331-0001	602030-0018
D (mm)	18	18
L (mm)	10	12
Weight (g)	12	10
Price	\$34	\$25



### Conical holder, stainless steel

Part number	A-5555-0015	A-5555-0016	A-5555-0017
Zeiss order number	602030-8350	602030-8351	602030-8352
DS (mm)	2	3.5	6
L (mm)	24	24	24
DG (mm)	19	19	19
Weight (g)	29	29	29
Price	\$64	\$60	\$57





# M5 styli for Zeiss probing systems

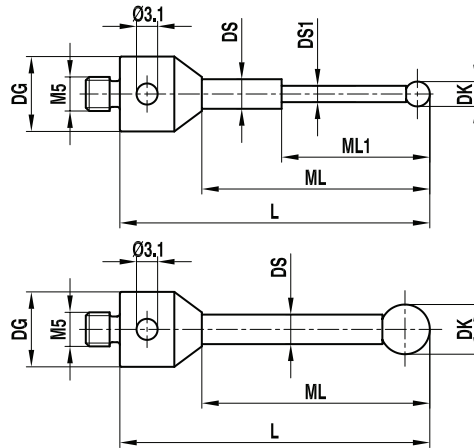
## Tungsten carbide styli, titanium base, tungsten carbide stem, ruby ball

Schematics not shown to scale

Part number	A-5555-0018	A-5555-0019	A-5555-0020	A-5555-0021	A-5555-0022	A-5555-0023	A-5555-0024	A-5555-0025
Zeiss order number	602030-9010	600342-8020	602030-9011	600342-8021	600342-8025	602030-9012	602030-9013	600342-8022
DK (mm)	3	3	3	3	4	4	5	5
L (mm)	25	33.5	50	58	33.5	64	50	53
DG (mm)	11	11	11	11	11	11	11	11
ML (mm)	15	23.5	40	48	23.5	54	40	43
DS (mm)	2	2	2	2	2	2	3.5	3.5
Weight (g)	4	4.5	5.2	5.5	4.5	5.9	9	9.8
Price	\$45	\$45	\$45	\$45	\$57	\$60	\$53	\$50

Part number	A-5555-0026	A-5555-0027	A-5555-0028	A-5555-0029	A-5555-0030	A-5555-0031	A-5555-0032	A-5555-0033
Zeiss order number	602030-9015	600342-8026	600342-8027	600342-8023	600342-8123	602030-9014	602030-9016	602030-9017
DK (mm)	5	6	7	8	8	8	8	8
L (mm)	75	54	55	63.5	63.5	74	75	100
DG (mm)	11	11	11	11	19	11	11	11
ML (mm)	65	44	45	50.5	41.5	61	62	87
DS (mm)	3.5	3.5	3.5	6	6	6	6	6
Weight (g)	12.5	10	10	24.8	36.7	29.5	30	40
Price	\$57	\$57	\$60	\$64	\$69	\$66	\$66	\$66

Part number	A-5555-0034	A-5555-0035	A-5555-0036	A-5555-0037	A-5555-0038	A-5555-0039	A-5555-0040
Zeiss order number	600342-8024	600342-8124	600342-8028	600342-8128	600342-8029	600342-8129	602030-9018
DK (mm)	8	8	9	9	10	10	10
L (mm)	114.5	114.5	64.5	64.5	65.5	65.5	118
DG (mm)	11	19	11	19	11	19	11
ML (mm)	101.5	92.5	51.5	42.5	52.5	43.5	105
DS (mm)	6	6	6	6	6	6	6
Weight (g)	45.8	57.5	26.3	36.8	25.8	37.5	47.3
Price	\$66	\$83	\$67	\$81	\$73	\$94	\$73



**Tungsten carbide styli, titanium base, tungsten carbide stem, silicon nitride ball**

Schematics not shown to scale

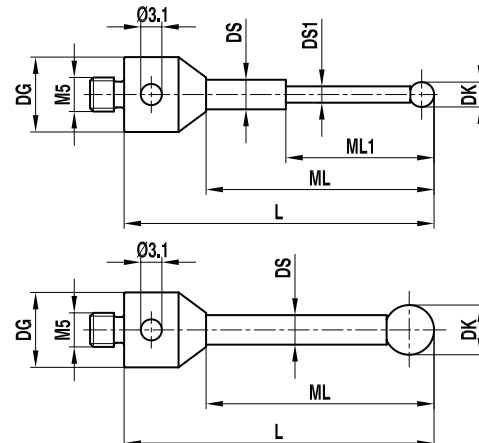
Part number	A-5555-3777	A-5555-3778	A-5555-3779	A-5555-3780	A-5555-3781	A-5555-3782	A-5555-3783	A-5555-3784
Zeiss order number	-	-	-	-	-	-	-	-
DK (mm)	1	1	1	1.5	2	2	2	2
L (mm)	20	25	30	30	20	25	30	40
DG (mm)	11	11	11	11	11	11	11	11
ML1 (mm)	5	5	5	8	-	-	-	-
ML (mm)	10	15	20	20	10	15	20	30
DS1 (mm)	0.8	0.8	0.8	1	-	-	-	-
DS (mm)	1	1	1	1.5	1	1	1.5	1.5
Weight (g)	3.5	3.5	3.8	3.5	3.5	3.5	3.8	4
Price	\$52	\$52	\$52	\$52	\$52	\$52	\$52	\$52

Part number	A-5555-3785	A-5555-3786	A-5555-3787	A-5555-3734	A-5555-3788	A-5555-3789
Zeiss order number	626115-0303-025	626115-0300-033	626115-0302-050	626115-0300-058	626115-0400-034	6262115-0401-064
DK (mm)	3	3	3	3	4	4
L (mm)	25	33.5	50	58	33.5	64
DG (mm)	11	11	11	11	11	11
ML (mm)	15	23.5	40	48	23.5	54
DS (mm)	2	2	2	2	2	2
Weight (g)	4	4.5	5.3	5.5	4.5	5.9
Price	\$53	\$53	\$53	\$53	\$54	\$64

Part number	A-5555-3790	A-5555-3791	A-5555-3792	A-5555-3793	A-5555-3794	A-5555-3795
Zeiss order number	-	626115-0501-050	626115-0501-053	626115-0500-075	-	-
DK (mm)	5	5	5	5	5	6
L (mm)	30	50	53	75	100	54
DG (mm)	11	11	11	11	11	11
ML (mm)	20	40	43	65	90	44
DS (mm)	3.5	3.5	3.5	3.5	3.5	3.5
Weight (g)	8	9	9.8	12.5	18	10
Price	\$62	\$64	\$64	\$67	\$76	\$66

Part number	A-5555-3796	A-5555-3797	A-5555-3798	A-5555-3799	A-5555-3800	A-5555-3801
Zeiss order number	-	626115-0800-064	626115-0800-075	626115-0801-100	626115-0800-115	-
DK (mm)	7	8	8	8	8	9
L (mm)	55	63.5	75	100	114.5	64.5
DG (mm)	11	11	11	11	11	11
ML (mm)	45	50.5	62	87	101.5	51.5
DS (mm)	3.5	6	6	6	6	6
Weight (g)	10	36.6	29.4	39.9	45.7	26.3
Price	\$74	\$74	\$85	\$89	\$94	\$87

Part number	A-5555-3802	A-5555-3803	A-5555-3804
Zeiss order number	-	-	-
DK (mm)	10	10	10
L (mm)	65.5	118	150
DG (mm)	11	11	11
ML (mm)	52.5	105	135
DS (mm)	6	6	6
Weight (g)	25.8	47.3	60
Price	\$97	\$108	\$111

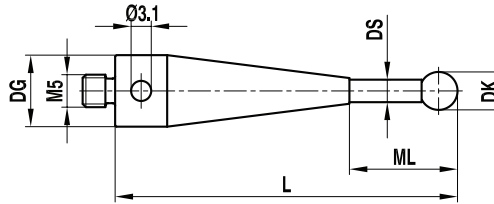


## M5 styli for Zeiss probing systems

### Reference styli (red dot), high-strength stainless steel base and stem, ruby ball

Schematics not shown to scale

<b>Part number</b>	<b>A-5555-3805</b>
<b>Zeiss order number</b>	600342-8023-010
<b>DK (mm)</b>	8
<b>L (mm)</b>	63.5
<b>DG (mm)</b>	11
<b>ML (mm)</b>	50.5
<b>DS (mm)</b>	6
<b>Weight (g)</b>	24.8
<b>Price</b>	\$106



### Thermo stable carbon fiber styli, titanium base, thermo stable carbon fiber stem, ruby ball

Part number	A-5555-1916	A-5555-1847	A-5555-0730	A-5555-3806	A-5555-1917	A-5555-0731
<b>Zeiss order number</b>	626105-0300-025	626105-0300-033	626105-0300-050	626105-0300-058	626105-0400-033	626105-0400-064
<b>DK (mm)</b>	3	3	3	3	4	4
<b>L (mm)</b>	25	33.5	50	58	33.5	64
<b>DG (mm)</b>	11	11	11	11	11	11
<b>ML (mm)</b>	15	23.5	40	48	23.5	54
<b>DS (mm)</b>	2	2	2	2	2	2
<b>Weight (g)</b>	4	4.2	4.5	4.9	4.2	4.6
<b>Price</b>	\$69	\$71	\$73	\$83	\$76	\$92

Part number	A-5555-0732	A-5555-2013	A-5555-0735	A-5555-0410	A-5555-0733	A-5555-0734
<b>Zeiss order number</b>	626105-0510-050	–	626105-0510-075	626105-0510-100	626105-0610-054	626105-0710-055
<b>DK (mm)</b>	5	5	5	5	6	7
<b>L (mm)</b>	50	53	75	100	54	55
<b>DG (mm)</b>	11	11	11	11	11	11
<b>ML (mm)</b>	40	43	65	90	44	45
<b>DS (mm)</b>	3.5	3.5	3.5	3.5	3.5	3.5
<b>Weight (g)</b>	4.8	4.9	5	5.4	4.9	4.9
<b>Price</b>	\$85	\$85	\$87	\$104	\$90	\$104

Part number	A-5555-3807	A-5555-2011	A-5555-1918	A-5555-3808	A-5555-9361	A-5555-1112
<b>Zeiss order number</b>	626105-0820-063	626105-0820-075	626105-0820-100	626105-0820-114	626105-0820-150	626105-0820-200
<b>DK (mm)</b>	8	8	8	8	8	8
<b>L (mm)</b>	63.5	75	100	114.5	150	200
<b>DG (mm)</b>	11	11	11	11	11	11
<b>ML (mm)</b>	50.5	62	87	101.5	137	187
<b>DS (mm)</b>	6	6	6	6	6	6
<b>Weight (g)</b>	7	7.3	7.5	9.5	11	13
<b>Price</b>	\$111	\$115	\$120	\$124	\$157	\$173

Part number	A-5555-3809	A-5555-3810	A-5555-3811	A-5555-0643	A-5555-0644
<b>Zeiss order number</b>	–	626105-1020-065	626105-1020-118	626105-1020-150	626105-1020-200
<b>DK (mm)</b>	9	10	10	10	10
<b>L (mm)</b>	64.5	65.5	118	150	200
<b>DG (mm)</b>	11	11	11	11	11
<b>ML (mm)</b>	51.5	52.5	105	137	187
<b>DS (mm)</b>	6	6	6	6	6
<b>Weight (g)</b>	7.2	8	14.5	16	19
<b>Price</b>	\$117	\$133	\$150	\$185	\$205

**Thermo stable carbon fiber styli, titanium base, thermo stable carbon fiber stem, silicon nitride ball**

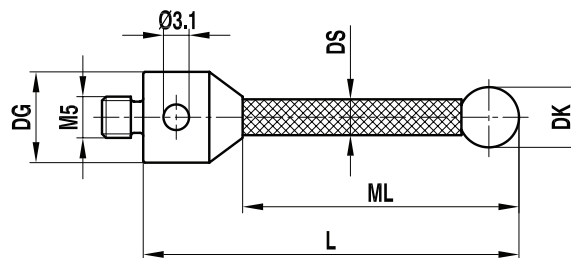
Schematics not shown to scale

Part number	A-5555-3812	A-5555-1828	A-5555-3813	A-5555-3814	A-5555-3815	A-5555-3816
Zeiss order number	-	626105-0301-033	-	626103-0301-058	-	-
DK (mm)	3	3	3	3	4	4
L (mm)	25	33.5	50	58	33.5	64
DG (mm)	11	11	11	11	11	11
ML (mm)	15	23.5	40	48	23.5	54
DS (mm)	2	2	2	2	2	2
Weight (g)	4	4.2	4.5	4.9	4.2	4.6
Price	\$96	\$97	\$99	\$110	\$115	\$118

Part number	A-5555-3817	A-5555-0759	A-5555-2012	A-5555-9045	A-5555-3818	A-5555-3819
Zeiss order number	626105-0511-050	-	626105-0511-075	626105-0511-100	-	-
DK (mm)	5	5	5	5	6	7
L (mm)	50	53	75	100	54	55
DG (mm)	11	11	11	11	11	11
ML (mm)	40	43	65	90	44	45
DS (mm)	3.5	3.5	3.5	3.5	3.5	3.5
Weight (g)	4.8	4.9	5	5.4	4.9	4.9
Price	\$111	\$111	\$113	\$131	\$117	\$131

Part number	A-5555-0720	A-5555-2010	A-5555-3820	A-5555-3821	A-5555-1169	A-5555-1179
Zeiss order number	626105-0821-063	-	626105-0821-100	626105-0821-114	626105-0821-150	626105-0821-200
DK (mm)	8	8	8	8	8	8
L (mm)	63.5	75	100	114.5	150	200
DG (mm)	11	11	11	11	11	11
ML (mm)	50.5	62	87	101.5	137	187
DS (mm)	6	6	6	6	6	6
Weight (g)	7	7.3	7.5	9.5	11	13
Price	\$140	\$141	\$147	\$150	\$184	\$199

Part number	A-5555-3822	A-5555-2403	A-5555-3824	A-5555-3825	A-5555-1171
Zeiss order number	-	-	626105-1021-118	626105-1021-150	626105-1021-200
DK (mm)	9	10	10	10	10
L (mm)	64.5	65.5	118	150	200
DG (mm)	11	11	11	11	11
ML (mm)	51.5	52.5	105	137	187
DS (mm)	6	6	6	6	6
Weight (g)	7.2	8	14.5	16	19
Price	\$143	\$112	\$177	\$212	\$231



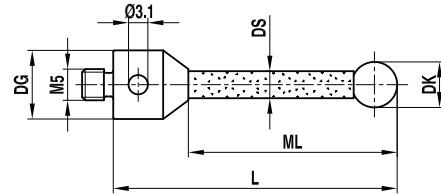
# M5 styli for Zeiss probing systems

## Ceramic styli, titanium base, ruby ball

Schematics not shown to scale

Part number	A-5555-0041	A-5555-0042	A-5555-0043	A-5555-0044	A-5555-0045	A-5555-0046	A-5555-0047	A-5555-0048
Zeiss order number	600342-8013	600342-8016	600342-8017	600342-8014	600342-8018	600342-8118	600342-8019	600342-8119
DK (mm)	5	6	7	8	9	9	10	10
L (mm)	53	54	55	63.5	64.5	64.5	65.5	65.5
DG (mm)	11	11	11	11	11	19	11	19
ML (mm)	43	44	45	50.5	51.5	42.5	52.5	43.5
DS (mm)	3.5	3.5	3.5	6	6	6	6	6
Weight (g)	4.6	4.7	5	8.3	8.4	21	9	38
Price	\$52	\$57	\$64	\$69	\$71	\$80	\$80	\$87

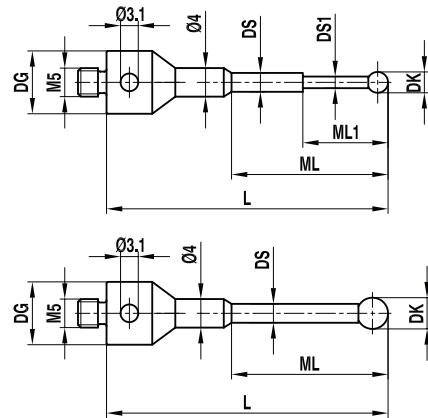
Part number	A-5555-0049	A-5555-0050	A-5555-0051
Zeiss order number	600342-8114	600342-8015	600342-8115
DK (mm)	8	8	8
L (mm)	63.5	114.5	114.5
DG (mm)	19	11	19
ML (mm)	41.5	101.5	92.5
DS (mm)	6	6	6
Weight (g)	33	11.8	38
Price	\$71	\$80	\$81



## Small ball styli, stepped stem, stainless steel base, tungsten carbide stem, ruby ball

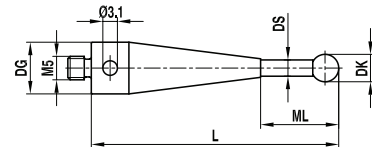
Part number	A-5555-0052	A-5555-0053	A-5555-0054	A-5555-0055	A-5555-0056	A-5555-0057	A-5555-0058	A-5555-0059
Zeiss order number	602030-8060	602030-8061	602030-8062	602030-8063	602030-8064	602030-8065	602030-8066	602030-8067
DK (mm)	0.8	1	1.35	1.35	1.5	1.5	2	2
L (mm)	32	32	32	44	32	44	32	44
DG (mm)	11	11	11	11	11	11	11	11
ML (mm)	12	12	12	19	12	19	12	19
ML1 (mm)	4.8	5.0	-	-	-	-	-	-
DS (mm)	1	1	1	1	1	1	1.5	1.5
DS1 (mm)	0.6	0.8	-	-	-	-	-	-
Weight (g)	6.8	6.8	6.9	7.5	6.5	7.5	7.3	8
Price	\$78	\$67	\$66	\$69	\$66	\$69	\$66	\$69

Part number	A-5555-0060	A-5555-0061	A-5555-0062	A-5555-0063
Zeiss order number	602030-8068	602030-8069	602030-8070	602030-8071
DK (mm)	2	2.5	2.5	2.5
L (mm)	58	32	44	58
DG (mm)	11	11	11	11
ML (mm)	33	12	19	33
DS (mm)	1.5	1.5	1.5	1.5
Weight (g)	8	7.3	8	8
Price	\$67	\$66	\$69	\$73



## Small ball styli, titanium base, tungsten carbide stem, ruby ball

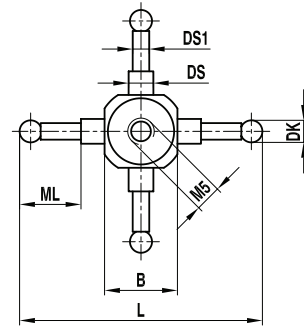
Part number	A-5555-0064	A-5555-0065	A-5555-0066	A-5555-0067	A-5555-0068
Zeiss order number	602030-9019	602030-9020	602030-9021	602030-9022	602030-9023
DK (mm)	1	1.5	2	2.5	3.5
L (mm)	55	55	55	55	55
DG (mm)	11	11	11	11	11
ML (mm)	5	5	5	5	10
DS (mm)	0.8	1	1.5	2	2.5
Weight (g)	11.9	11.9	11.9	11.9	11.9
Price	\$140	\$131	\$127	\$131	\$131



**Cube star, titanium base, tungsten carbide stem, ruby ball**

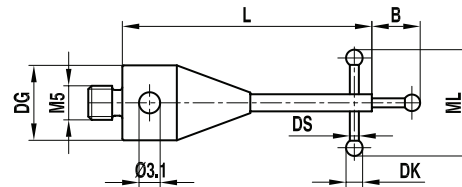
Schematics not shown to scale

Part number	A-5555-0069	A-5555-0070	A-5555-0071	A-5555-0072	A-5555-0073
Zeiss order number	602030-9024	602030-9025	602030-9026	602030-9027	602030-9028
DK (mm)	1	1.5	2	2.5	3.5
L (mm)	45	45	45	45	45
ML (mm)	7	7.5	7.5	8	15
DS (mm)	2	2	2	2	2
DS1 (mm)	0.8	1	1.5	1.5	–
B (mm)	15	15	15	15	15
Weight (g)	17.3	17.3	17.3	17.3	17.3
Price	\$191	\$191	\$191	\$207	\$222



**Styli for thread measurement, stainless steel base, tungsten carbide stem, ruby ball**

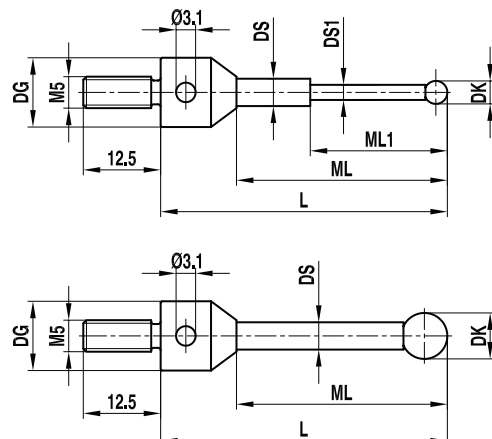
Part number	A-5555-0074	A-5555-0075	A-5555-0076	A-5555-0077
Zeiss order number	602030-9070	602030-9071	602030-9072	602030-9073
DK (mm)	1.35	2.3	1.8	0.8
L (mm)	40	40	40	40
DG (mm)	11	11	11	11
ML (mm)	9	12	10	5
DS (mm)	1	1	1	0.6
B (mm)	2	2.5	2	1.9
Weight (g)	11	13	12	7
Price	\$103	\$124	\$134	\$199



**Long threaded styli, thread length 12.5 mm, stainless steel base, tungsten carbide stem, ruby ball**

Part number	A-5555-0078	A-5555-0079	A-5555-0080	A-5555-0081	A-5555-0082	A-5555-0083	A-5555-0084
Zeiss order number	600342-8200	600342-8201	600342-8202	600342-8203	600342-8221	600342-8222	600342-8250
DK (mm)	1.35	1.5	2	2.5	3	5	0.3
L (mm)	32.85	33	33.5	34	34.5	43.5	21.8
DG (mm)	11	11	11	11	19	19	11
ML (mm)	23.85	24	24.5	25	16.5	25.5	12.8
ML1 (mm)	–	–	–	–	–	–	2.3
DS (mm)	1	1	1.5	1.5	2	3.5	1
DS1 (mm)	–	–	–	–	–	–	0.2
Weight (g)	6	7	7	7	20	23	6
Price	\$46	\$46	\$41	\$43	\$55	\$64	\$80

Part number	A-5555-0085	A-5555-0086	A-5555-0087	A-5555-0088
Zeiss order number	600342-8251	600342-8252	600342-8253	600342-8254
DK (mm)	0.5	0.6	0.8	1
L (mm)	22	22.1	22.3	22.5
DG (mm)	11	11	11	11
ML (mm)	13	13.1	13.3	13.5
ML1 (mm)	2.5	4.6	4.8	5.0
DS (mm)	1	1	1	1
DS1 (mm)	0.3	0.4	0.6	0.8
Weight (g)	6	6	6	6
Price	\$64	\$64	\$62	\$55



## M5 styli for Zeiss probing systems

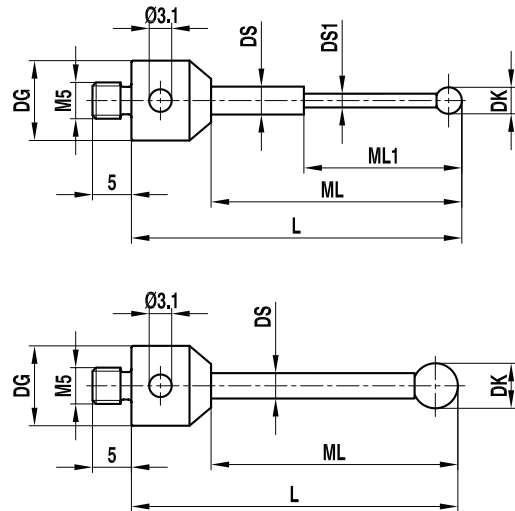
### Long threaded styli, thread length 5 mm, stainless steel base, tungsten carbide stem, ruby ball

Schematics not shown to scale

Part number	A-5555-0799	A-5555-0329	A-5555-3826	A-5555-3827	A-5555-0686	A-5555-3828
Zeiss order number	626115-0140-033	626115-0150-033	626115-0200-034	–	626115-0250-034	–
DK (mm)	1.35	1.5	2	2.5	2.5	3
L (mm)	32.85	33	33.5	34	34	25.5
DG (mm)	11	11	11	11	11	11
ML (mm)	23.85	24	24.5	25	25	16.5
DS (mm)	1	1	1.5	1	1.5	2
Weight (g)	6	7	7	7	7	9
Price	\$46	\$46	\$41	\$41	\$43	\$52

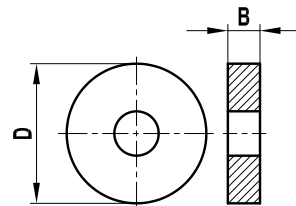
Part number	A-5555-3829	A-5555-0331	A-5555-1157	A-5555-1842	A-5555-1844	A-5555-1843
Zeiss order number	–	626115-0030-022	626115-0050-022	626115-0060-022	626115-0080-022	626115-0100-022
DK (mm)	5	0.3	0.5	0.6	0.8	1
L (mm)	34.5	21.8	22	22.1	22.3	22.5
DG (mm)	11	11	11	11	11	11
ML (mm)	25.5	12.8	13	13.1	13.3	13.5
ML1 (mm)	–	2.3	2.5	4.6	4.8	1.5
DS (mm)	3.5	1	1	1	1	1
DS1 (mm)	–	0.2	0.3	0.4	0.6	0.8
Weight (g)	9	6	6	6	6	6
Price	\$60	\$80	\$64	\$64	\$62	\$55

Part number	A-5555-1873
Zeiss order number	–
DK (mm)	1.5
L (mm)	33
DG (mm)	11
ML (mm)	24
ML1 (mm)	7
DS (mm)	1.5
DS1 (mm)	1
Weight (g)	7
Price	\$62



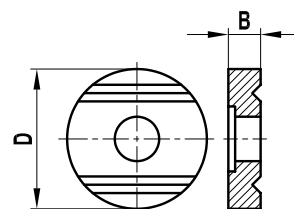
### Flat washer for star styli, stainless steel

Part number	A-5555-0089	A-5555-0090
Zeiss order number	600341-0140	600341-0141
D (mm)	11	19
B (mm)	1.5	2
Weight (g)	1	4
Price	\$15	\$16



### Grooved washer for star styli, stainless steel

Part number	A-5555-0091	A-5555-0092
Zeiss order number	600341-0150	600341-0151
D (mm)	11	19
B (mm)	2	4
Weight (g)	1	7
Price	\$46	\$48

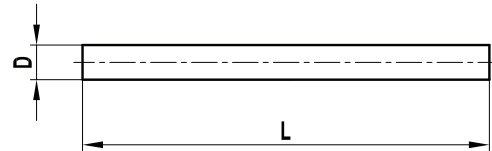




## Tungsten carbide pin for star styli

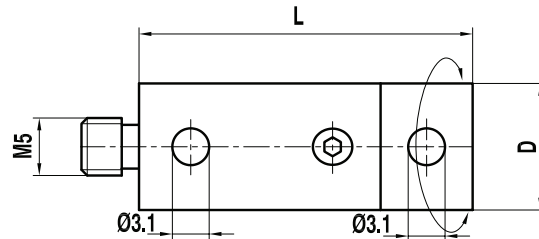
Part number	A-5555-0093	A-5555-0094	A-5555-0095	A-5555-0096
Zeiss order number	600341-0520	600341-0521	600341-0522	600341-0523
L (mm)	10	10	18	18
D (mm)	1	1.5	2	3.5
Weight (g)	1	1	1	3
Price	\$6	\$6	\$8	\$8

Schematics not shown to scale



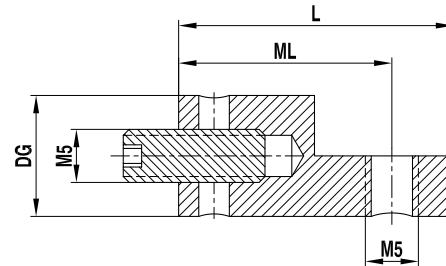
## Rotary adaptor, titanium

Part number	A-5555-0099	A-5555-0713
Zeiss order number	602030-9095	612030-9737
L (mm)	30	29
D (mm)	18	11
Weight (g)	43	13
Price	\$170	\$170



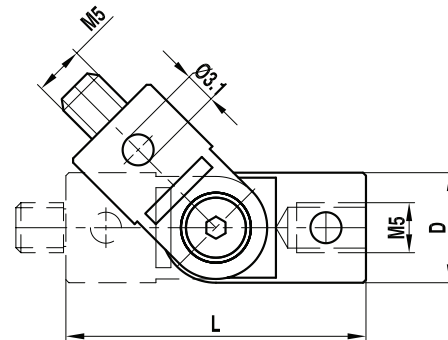
## Holder, 90 degree offset, titanium

Part number	A-5555-1097
Zeiss order number	626105-6901-001
ML (mm)	17
DG (mm)	11
L (mm)	22.5
Weight (g)	6
Price	\$53



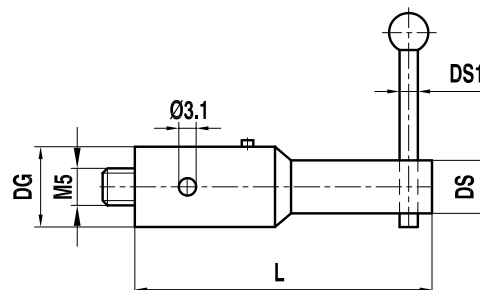
## Rotary knuckle, slewing range 360 degrees, swing range 180 degrees, titanium

Part number	A-5003-5278	A-5555-3841
Zeiss order number	-	-
L (mm)	51	58
D (mm)	11	18
Weight (g)	19	58
Price	\$247	\$291



## Holder, 90 degrees, stainless steel

Part number	A-5555-0104
Zeiss order number	600341-8160
DS1 (mm)	1-1.5
L (mm)	45
DG (mm)	11
DS (mm)	6
Weight (g)	16
Price	\$64



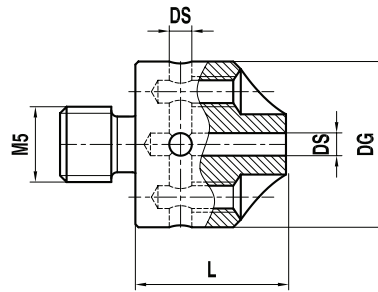
Fits with styli A-5555-0107 to A-5555-0115

# M5 styli for Zeiss probing systems

## 5-way holder, stainless steel

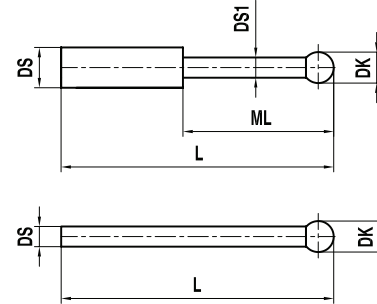
Schematics not shown to scale

Part number	A-5555-0105	A-5555-0106	A-5555-1245
Zeiss order number	600341-8367	600341-8368	626115-5000-199
DS (mm)	1	1.5	2
L (mm)	10	10	10
DG (mm)	11	11	11
Weight (g)	3.2	3.2	3.2
Price	\$64	\$64	\$64



## Styli for holder, tungsten carbide stem, ruby ball

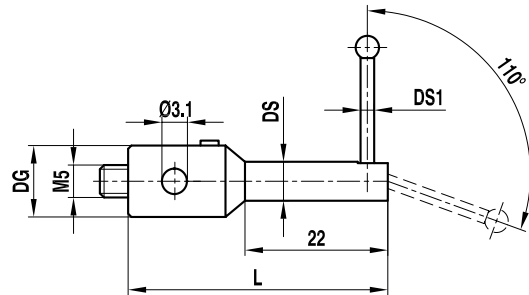
Part number	A-5555-0107	A-5555-0108	A-5555-0109	A-5555-0110	A-5555-0111
Zeiss order number	600341-8454	600341-8450	600341-8451	600341-8452	600341-8453
DK (mm)	1	0.3	0.5	0.6	0.8
L (mm)	16	15.3	15.5	15.6	15.8
DS (mm)	1	1	1	1	1
DS1 (mm)	0.8	0.2	0.3	0.4	0.6
ML (mm)	5	2.3	2.5	4.6	4.8
Weight (g)	1	1	1	1	1
Price	\$48	\$64	\$165	\$48	\$46



Part number	A-5555-0112	A-5555-0113	A-5555-0114	A-5555-0115	A-5555-0116	A-5555-0117
Zeiss order number	600341-8500	600341-8501	600341-8502	600341-8503	600341-8510	600341-8511
DK (mm)	1.35	1.5	2	2.5	3	5
L (mm)	26.35	26.5	27	27.5	38	45
DS (mm)	1	1	1.5	1.5	2	3.5
Weight (g)	1	1	1	1	2	6
Price	\$48	\$39	\$45	\$46	\$45	\$50

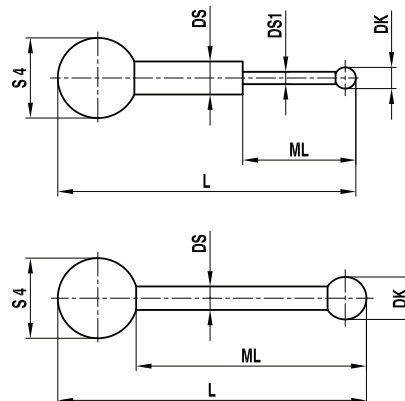
## Holder for swivel styli, stainless steel

Part number	A-5555-0118
Zeiss order number	600341-8180
L (mm)	40
DG (mm)	11
DS (mm)	6
DS1 (mm)	1-1.5
Weight (g)	15
Price	\$80



## Styli for swiveling components, S4 steel ball, tungsten carbide stem, ruby ball

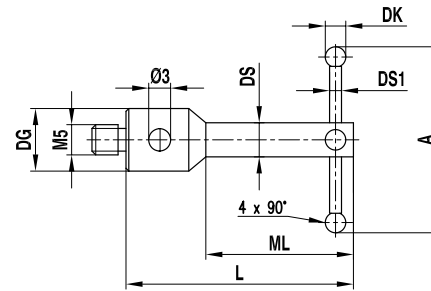
Part number	A-5555-0119	A-5555-0120
Zeiss order number	600341-8183	600341-8185
DK (mm)	1	2
L (mm)	17.5	28.5
DS (mm)	1	1.5
DS1 (mm)	0.8	-
ML (mm)	5	24.5
Weight (g)	1	1
Price	\$69	\$66



### Star styli, stainless steel base, tungsten carbide stem, ruby ball

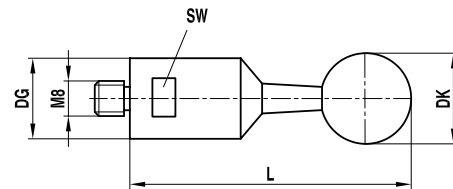
Part number	A-5555-1153	A-5555-1135	A-5555-3839
Zeiss order number	-	-	-
DK (mm)	0.6	0.8	1
L (mm)	40	40	40
DG (mm)	11	11	11
DS (mm)	4	4	4
DS1 (mm)	0.4	0.6	0.8
ML (mm)	30	30	30
A (mm)	8	8	8
Weight (g)	9	9	9
Price	\$701	\$631	\$573

Schematics not shown to scale



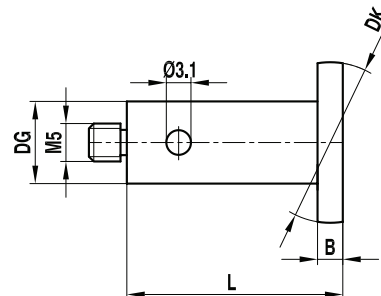
### Reference sphere with stem, M8 thread, stainless steel, ceramic ball including certificate

Part number	A-5555-3842	A-5555-3843	A-5555-3844	A-1034-0124
Zeiss order number	-	-	-	-
DK (mm)	15	20	25	30
L (mm)	130	135	140	145
DG (mm)	24	24	24	24
SW (mm)	22	22	22	22
Price	\$397	\$502	\$525	\$550



### Spherical disk styli, aluminum base, high-strength steel disk

Part number	A-5555-0121	A-5555-0122	A-5555-0123	A-5555-0124
Zeiss order number	600341-8090	600341-8095	602030-8091	000000-1165-629
DK (mm)	10	15	20	15
L (mm)	21.5	21.5	60	40
DG (mm)	7	10	7	7
B (mm)	1.5	1.5	1	1
Weight (g)	3	6	8	5
Price	\$166	\$168	\$247	\$212



# M5 styli for Zeiss probing systems

## Extensions

Schematics not shown to scale

### Aluminum, stainless steel ends

Part number	A-5555-0125	A-5555-0126	A-5555-0127	A-5555-0128	A-5555-0129	A-5555-0130	A-5555-0131	A-5555-0132
Zeiss order number	600341-8420	600341-8421	600341-8422	600341-8423	600341-8424	600341-8425	600341-8265	600341-8264
L (mm)	200	150	100	80	60	40	120	100
D (mm)	20	20	20	20	20	20	11	11
Weight (g)	84.7	67.4	50.7	44.8	37.7	29	30.9	25.6
Price	\$92	\$81	\$73	\$71	\$71	\$67	\$48	\$46

Part number	A-5555-0133	A-5555-0134	A-5555-0135
Zeiss order number	600341-8263	600341-8262	600341-8261
L (mm)	80	60	40
D (mm)	11	11	11
Weight (g)	20.6	15.4	10.3
Price	\$45	\$41	\$39

### Stainless steel

Part number	A-5555-0136	A-5555-0137	A-5555-0138	A-5555-0139	A-5555-0140	A-5555-0141	A-5555-0142
Zeiss order number	600341-0260	600341-0258	600341-0256	600341-0254	600341-0252	600341-0251	600341-0250
L (mm)	100	80	60	40	20	15	10
D (mm)	11	11	11	11	11	11	11
Weight (g)	73	58	42	28	13	9	6
Price	\$29	\$29	\$27	\$25	\$25	\$25	\$25

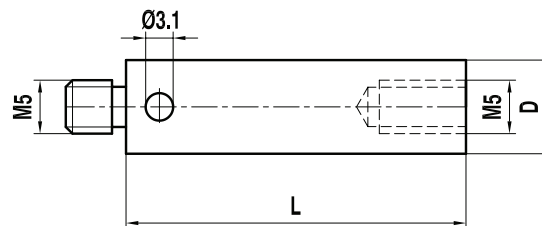
### Titanium

Part number	A-5555-0143	A-5555-0144	A-5555-0145	A-5555-0146	A-5555-0147	A-5555-0148	A-5555-0149	A-5555-0150
Zeiss order number	602030-9044	602030-9045	602030-9046	602030-9047	602030-9048	602030-9049	602030-9050	602030-9051
L (mm)	10	15	20	25	25	40	40	50
D (mm)	11	11	11	11	18	11	18	11
Weight (g)	3.9	5.7	7.5	9.5	24.6	12.6	31.5	13.2
Price	\$30	\$34	\$36	\$37	\$39	\$39	\$48	\$62

Part number	A-5555-0151	A-5555-0152	A-5555-0153	A-5555-0154	A-5555-0155	A-5555-0156	A-5555-0157	A-5555-0158
Zeiss order number	602030-9052	602030-9053	602030-9054	602030-9055	602030-9056	602030-9057	602030-9058	602030-9059
L (mm)	50	60	60	75	75	80	80	90
D (mm)	18	11	18	11	18	11	18	11
Weight (g)	33.3	14.2	35.1	15.3	37.9	15.6	38.8	16.5
Price	\$71	\$64	\$74	\$67	\$78	\$73	\$80	\$73

Part number	A-5555-0159	A-5555-0160	A-5555-0161	A-5555-0162	A-5555-0163	A-5555-0164	A-5555-0165	A-5555-0166
Zeiss order number	602030-9060	602030-9061	602030-9062	602030-9063	602030-9064	602030-9065	602030-9066	602030-9067
L (mm)	90	100	100	120	120	150	150	200
D (mm)	18	11	18	11	18	11	18	18
Weight (g)	40.6	17.2	42.5	19.8	46.1	22.5	51.6	61
Price	\$85	\$73	\$89	\$78	\$97	\$85	\$106	\$115

Part number	A-5555-0167	A-5555-0168
Zeiss order number	602030-9068	602030-9069
L (mm)	250	300
D (mm)	18	18
Weight (g)	70	79
Price	\$127	\$143



**Black thermo stable carbon fiber, titanium ends**

Schematics not shown to scale

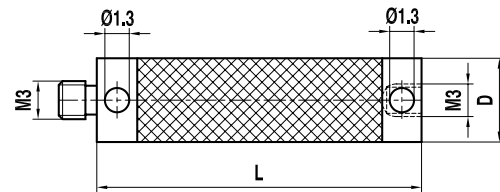
Part number	A-5555-0647	A-5555-0648	A-5555-0649	A-5555-0623	A-5555-0650	A-5555-0651
Zeiss order number	626107-1040-100	626107-1050-100	626107-1060-100	626107-1070-100	626107-1080-100	626107-1090-100
L (mm)	40	50	60	70	80	90
D (mm)	11	11	11	11	11	11
Weight (g)	9	10	11	10	12	13
Price	\$157	\$159	\$162	\$166	\$170	\$182

Part number	A-5555-0652	A-5555-0425	A-5555-0424	A-5555-0653	A-5555-0654	A-5555-0655
Zeiss order number	626107-1100-100	626107-1120-100	626107-1150-100	626107-1180-100	626107-1200-100	626107-1250-100
L (mm)	100	120	150	180	200	250
D (mm)	11	11	11	11	11	11
Weight (g)	14	15	17	19	21	24
Price	\$187	\$191	\$201	\$208	\$221	\$238

Part number	A-5555-0642	A-5555-0656	A-5555-0620	A-5555-0657	A-5555-0658	A-5555-0621
Zeiss order number	626107-1300-100	626107-1400-100	626107-2040-100	626107-2050-100	626107-2060-100	626107-2080-100
L (mm)	300	400	40	50	60	80
D (mm)	11	11	21	20	21	21
Weight (g)	27	34	26	28	29	32
Price	\$280	\$333	\$154	\$159	\$162	\$170

Part number	A-5555-0659	A-5555-0661	A-5555-0663	A-5555-0427	A-5555-0664	A-5555-0665
Zeiss order number	626107-2100-100	626107-2150-100	626107-2200-100	626107-2250-100	626107-2300-100	626107-2400-100
L (mm)	100	150	200	250	300	400
D (mm)	21	21	21	21	21	20
Weight (g)	34	41	48	55	62	75
Price	\$192	\$214	\$238	\$266	\$298	\$349

Part number	A-5555-0667	A-5555-0668
Zeiss order number	626107-2500-100	626107-2600-100
L (mm)	500	600
D (mm)	20	20
Weight (g)	89	103
Price	\$420	\$280



# M5 styli for Zeiss probing systems

## Adaptor plate extension for MT/VAST. Black thermo stable carbon fiber, titanium cube and plate adaptor

Schematics not shown to scale

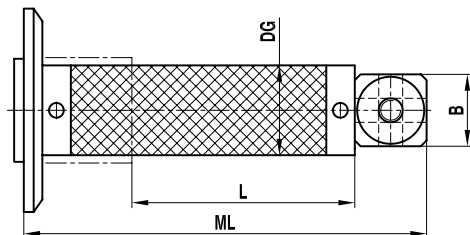
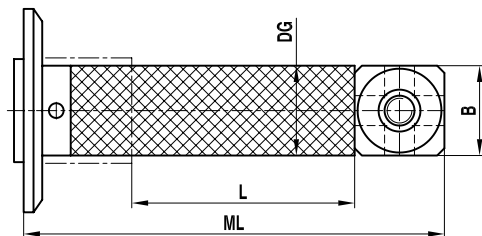
Part number	A-5555-3845	A-5555-3846	A-5555-3847	A-5555-3848	A-5555-3849	A-5555-3850
Zeiss order number	-	-	-	-	-	-
L (mm)	25	40	50	60	80	100
DG (mm)	11	11	11	11	11	11
ML (mm)	66.5	81.5	91.5	101.5	121.5	141.5
B (mm)	15	15	15	15	15	15
Weight (g)	60	62	64	66	68	70
Price	\$259	\$266	\$273	\$282	\$298	\$309

Part number	A-5555-3851	A-5555-3740	A-5555-3852	A-5555-0699	A-5555-1985	A-5555-1986
Zeiss order number	-	-	-	625107-2025-130	625107-2040-130	625107-2050-130
L (mm)	120	150	200	25	40	50
DG (mm)	11	11	11	20	20	20
ML (mm)	161.5	191.5	241.5	66.5	81.5	91.5
B (mm)	15	15	15	15	15	15
Weight (g)	72	77	84	60	62	64
Price	\$321	\$361	\$374	\$277	\$284	\$291

Part number	A-5555-1987	A-5555-0700	A-5555-1988	A-5555-1989	A-5555-0701	A-5555-1990
Zeiss order number	626107-2060-130	626107-2080-130	626107-2100-130	625107-2120-130	625107-2150-130	625107-2200-130
L (mm)	60	80	100	120	150	200
DG (mm)	20	20	20	20	20	20
ML (mm)	101.5	121.5	141.5	161.5	191.5	241.5
B (mm)	15	15	15	15	15	15
Weight (g)	66	68	70	72	77	84
Price	\$300	\$317	\$335	\$349	\$376	\$418

Part number	A-5555-1979	A-5555-1980	A-5555-1855	A-5555-1981	A-5555-1982	A-5555-1983
Zeiss order number	626107-2025-110	626107-2040-110	626107-2050-110	625107-2060-110	625107-2080-110	625107-2100-110
L (mm)	25	40	50	60	80	100
DG (mm)	20	20	20	20	20	20
ML (mm)	71.5	86.5	96.6	106.5	126.5	146.5
B (mm)	20	20	20	20	20	20
Weight (g)	74	76	78	80	82	84
Price	\$265	\$284	\$293	\$302	\$319	\$337

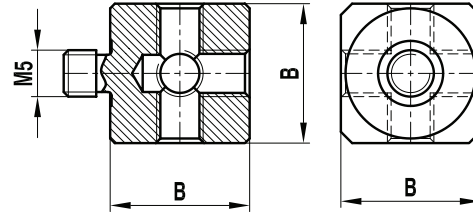
Part number	A-5555-1938	A-5555-1937	A-5555-1984
Zeiss order number	626107-2120-110	626107-2150-110	626107-2200-110
L (mm)	120	150	200
DG (mm)	20	20	20
ML (mm)	166.5	196.5	246.5
B (mm)	20	20	20
Weight (g)	86	91	98
Price	\$349	\$376	\$418



Schematics not shown to scale

## Cube, titanium

Part number	A-5555-0189	A-5555-0190
Zeiss order number	600341-8361	600341-8002
B (mm)	15	20
Weight (g)	12.6	31.5
Price	\$50	\$60

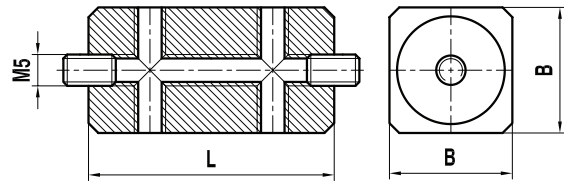


## Cube, aluminum

Part number	A-5555-0191	A-5555-0192
Zeiss order number	602030-8363	602030-8362
B (mm)	15	20
Weight (g)	7.5	20
Price	\$69	\$87

## Double cube (titanium)

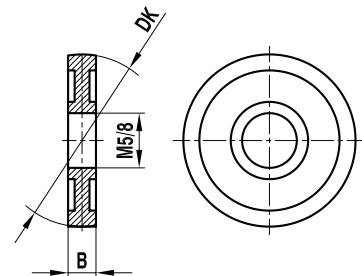
Part number	A-5555-0194
Zeiss order number	600342-8103
B (mm)	20
L (mm)	40
Weight (g)	64
Price	\$108



## Spherical disk, high-strength steel

Part number	A-5555-0196	A-5555-0197	A-5555-0198	A-5555-0199	A-5555-0200	A-5555-0201	A-5555-0203
Zeiss order number	602030-0004	602030-0005	602030-0006	602030-0007	602030-0008	602030-0009	602030-0011
B (mm)	4	4	4	5	5	5	4
DK (mm)	15	20	30	40	50	60	20
M5/8 (mm)	M5	M5	M5	M5	M5	M5	8
Weight (g)	5	9	21	42	64	89	8
Price	\$134	\$134	\$136	\$145	\$145	\$148	\$147

Part number	A-5555-0204	A-5555-0205	A-5555-0206	A-5555-0207	A-5555-0208
Zeiss order number	600341-0200	600341-0203	600341-0204	600341-0205	600341-0206
B (mm)	2	4	4	5	6
DK (mm)	20	30	40	50	60
M5/8 (mm)	8	8	8	8	8
Weight (g)	4	10	21	36	59
Price	\$138	\$138	\$140	\$154	\$159

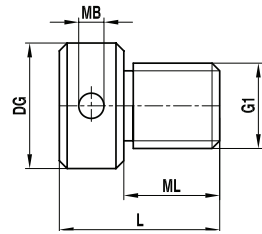


## M5 styli for Zeiss probing systems

### Hole location gage, stainless steel

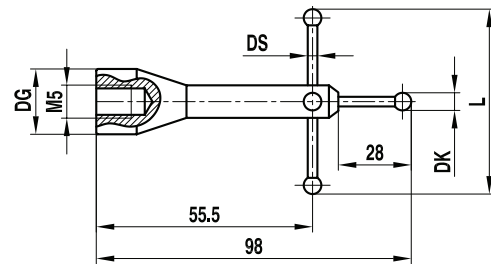
Schematics not shown to scale

Part number	A-5555-0209	A-5555-0210	A-5555-0211	A-5555-0212	A-5555-0213	A-5555-0214
Zeiss order number	602030-0012	602030-0013	600203-0014	602030-0015	602030-0016	600203-0017
G1	M4	M5	M6	M8	M10	M12
L (mm)	16	16	18	20	25	25
DG (mm)	10	10	12	15	18	20
ML (mm)	10	10	12	12	15	15
MB (mm)	1.8	1.8	1.8	3	3	3
Weight (g)	4	4	7	13	25	33
Price	\$73	\$73	\$71	\$74	\$74	\$76



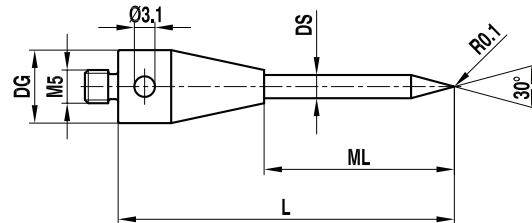
### Star stylus, stainless steel base, tungsten carbide stem, ruby ball

Part number	A-5555-0215
Zeiss order number	600331-8093
DK (mm)	5
L (mm)	80
DG (mm)	19
DS (mm)	3.5
Weight (g)	70
Price	\$437



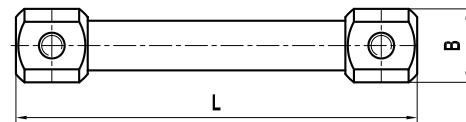
### Pointed stylus, titanium base, tungsten carbide stem

Part number	A-5555-0216
Zeiss order number	600342-8051
L (mm)	61
DG (mm)	11
ML (mm)	39
DS (mm)	3.5
Weight (g)	12
Price	\$69



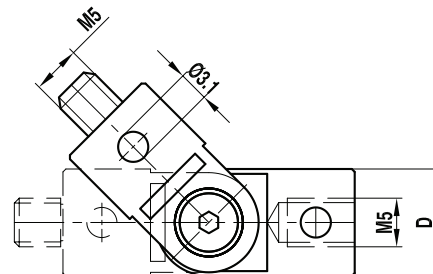
### Cube extension, titanium

Part number	A-5555-0217
Zeiss order number	602030-0019
L (mm)	120
B (mm)	20
Weight (g)	87
Price	\$265



### Knuckle, swing range 180 degrees, titanium

Part number	A-5555-0218	A-5555-0219
Zeiss order number	600342-9002	600342-9003
L (mm)	30	36
D (mm)	11	18
Weight (g)	11.2	37.2
Price	\$122	\$140

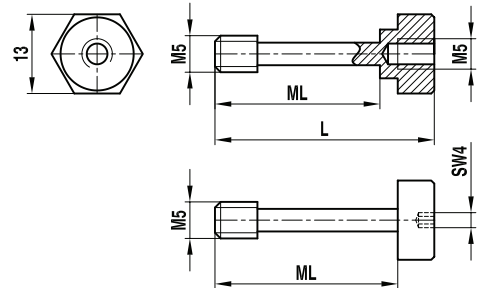




## Bolts for spherical disk and cube, stainless steel

Schematics not shown to scale

Part number	A-5555-0221	A-5555-0222	A-5555-0223
Zeiss order number	600341-0210	600341-0211	600341-0212
L (mm)	35	30	17.5
ML (mm)	26	21	9
Weight (g)	9	9	7
Price	\$19	\$17	\$15

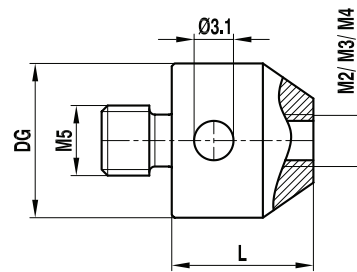


## Bolts for cubes, stainless steel

Part number	A-5555-0224	A-5555-0225
Zeiss order number	600341-0220	600341-0221
ML (mm)	26	21
Weight (g)	4	3
Price	\$9	\$9

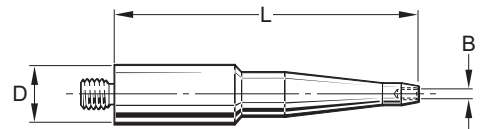
## Adaptor, stainless steel

Part number	A-5555-0226	A-5555-0227	A-5555-0228
Zeiss order number	602030-0215	602030-0315	602030-0318
Threads	M5/M2	M5/M3	M5/M4
L (mm)	10	10	10
DG (mm)	11	11	11
Weight (g)	5.2	5.2	5.2
Price	\$20	\$20	\$20



## Holder for digitalization styli, stainless steel

Part number	A-5555-0231	A-5555-0232
Zeiss order number	602030-9113	602030-9115
L (mm)	119	127
D (mm)	15.81	9.52
B	M2	M2
Weight (g)	126	87
Price	\$268	\$302

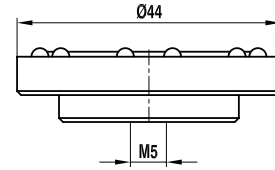


# Adaptor plates for Zeiss probe heads

## Adaptor plate for dynamic systems (ST), aluminum

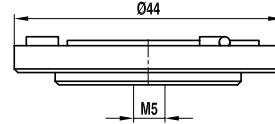
Part number	A-5555-0322	A-5555-0251
Zeiss order number	600660-8240	600660-8251
Quantity in kit	1	2
Weight (g)	72	144
Price	\$300	\$599

Schematics not shown to scale



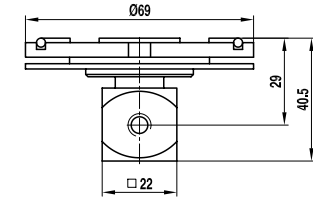
## Adaptor plate for Prismo dynamic systems (ST), aluminum

Part number	A-5555-0253	A-5555-3900
Zeiss order number	620660-8251-000	–
Quantity in kit	2	1
Weight (g)	144	72
Price	\$599	\$300



## Adaptor plate for measuring systems MT/Vast, aluminum, with active ID chip

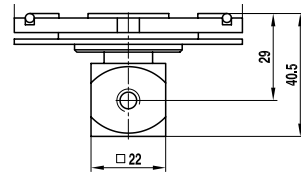
Part number	A-5555-0255	A-5555-0256	A-5555-0258*
Zeiss order number	600667-9601	600667-9611	600667-8571
Quantity in kit	1	2	1
Weight (g)	153	306	130
Price	\$441	\$881	\$441



\* adaptor plate without cube

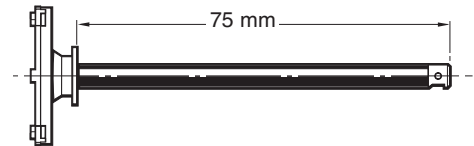
## Adaptor plate for XXT TL1, reference plate for XXT TL1

Part number	A-5555-1235	A-5555-1236
Zeiss order number	620161-8055-000	620161-8058-000
Weight (g)	4.6	4.6
Price	\$390	\$312



## Adaptor plate for VAST XXT TL2, reference plate for XXT TL2

Part number	A-5555-1237	A-5555-1238
Zeiss order number	620161-8065-000	620161-8068-000
Weight (g)	5.4	5.4
Price	\$369	\$369



## Adaptor plate for VAST XXT TL3, reference plate for XXT TL3

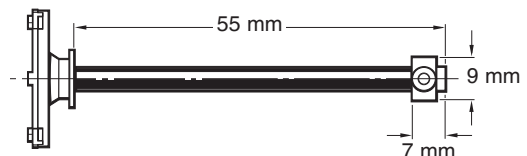
Part number	A-5555-1239	A-5555-1240
Zeiss order number	620161-8075-000	620161-8078-000
Weight (g)	4.6	4.6
Price	\$369	\$369

## VAST XXT TL1 with star adaptor

Part number	A-5555-1241
Zeiss order number	626103-8031-055
Weight (g)	6.3
Price	\$340

## VAST XXT TL3 with star adaptor

Part number	A-5555-1242
Zeiss order number	626103-8033-055
Weight (g)	6.3
Price	\$340



# M3 styli, adaptors and accessories for Zeiss analog probe systems

Schematics not shown to scale

## Carbide styli XXT, titanium base, tungsten carbide stem, ruby ball

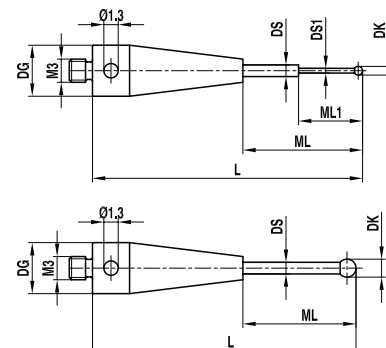
Part number	A-5004-3176	A-5004-2185	A-5004-1702	A-5004-2186	A-5555-3853	A-5004-3179
Zeiss order number	626113-0030-013	626113-0030-020	626113-0050-013	626113-0050-020	626113-0060-014	626113-0060-020
DK (mm)	0.3	0.3	0.5	0.5	0.6	0.6
L (mm)	13	20	13	20	14	20
DG (mm)	5	5	5	5	5	5
ML (mm)	4	11	4	11	5	1
ML1 (mm)	2.3	2.3	2.3	2.3	4.6	4.6
DS (mm)	1	1	1	1	1	1
DS1 (mm)	0.2	0.2	0.3	0.3	0.4	0.4
Weight (g)	0.62	0.69	0.61	0.69	0.61	0.68
Price	\$167	\$73	\$73	\$73	\$57	\$60

Part number	A-5004-3273	A-5004-3274	A-5004-1883	A-5004-3187	A-5555-3854	A-5004-1863
Zeiss order number	626113-0080-014	626113-0080-020	626113-0080-034	626113-0100-014	626113-0101-020	626113-0100-020
DK (mm)	0.8	0.8	0.8	1	1	1
L (mm)	14	20	34	14	20	20
DG (mm)	5	5	5	5	5	5
ML (mm)	5	11	25	5	11	11
ML1 (mm)	-	4.8	4.1	-	5.1	5
DS (mm)	0.6	1	1	0.8	1	1
DS1 (mm)	-	0.6	0.6	-	0.6	0.8
Weight (g)	0.62	0.69	0.8	0.63	0.7	0.69
Price	\$57	\$57	\$69	\$59	\$64	\$60

Part number	A-5004-3519	A-5004-3427	A-5555-9341	A-5004-3272	A-5004-1862	A-5555-9339
Zeiss order number	626113-0130-020	626113-0100-030	626113-0100-040	626113-0150-014	626113-0150-020	626113-0151-030
DK (mm)	1	1	1	1.5	1.5	1.5
L (mm)	20	30	40	14	20	30
DG (mm)	5	5	5	5	5	5
ML (mm)	11	21	31	5	11	21
ML1 (mm)	-	5	5	-	-	-
DS (mm)	0.8	1	1	1	1	1
DS1 (mm)	-	0.8	0.8	-	-	-
Weight (g)	0.7	0.8	1.5	0.65	0.72	0.84
Price	\$54	\$64	\$66	\$57	\$60	\$62

Part number	A-5555-9340	A-5004-1779	A-5004-3188	A-5004-1861	A-5004-0656	A-5555-3855
Zeiss order number	626113-0150-030	626113-0151-040	626113-0200-014	626113-0200-020	626113-0200-030	626113-0021-040
DK (mm)	1.5	1.5	2	2	2	2
L (mm)	30	40	14	20	30	40
DG (mm)	5	5	5	5	5	5
ML (mm)	22.5	31	5	11	21	31
DS (mm)	1	1	1	1	1	1.5
Weight (g)	0.9	1.6	0.66	0.72	0.83	1.7
Price	\$67	\$138	\$59	\$62	\$60	\$64

Part number	A-5555-3856	A-5555-3857	A-5004-3428
Zeiss order number	626113-0250-020	626113-0250-030	626113-0250-040
DK (mm)	2.5	2.5	2.5
L (mm)	20	30	40
DG (mm)	5	5	5
ML (mm)	11	21	31
DS (mm)	1.5	1.5	1.5
Weight (g)	1	1.5	2
Price	\$60	\$62	\$64

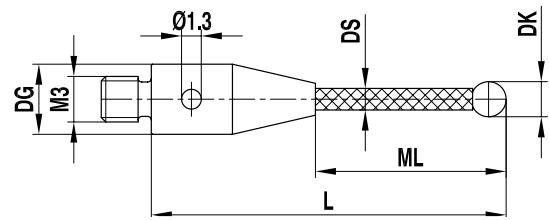


## M3 styli for Zeiss probing systems

### Reference styli **XXT (red dot)**, titanium base, thermo stable carbon fiber stem, ruby ball

Schematics not shown to scale

Part number	A-5555-2033	A-5555-3858
Zeiss order number	626103-0501-030	626103-0501-050
DK (mm)	5	5
L (mm)	30	50
DG (mm)	5	5
ML (mm)	21	41
DS (mm)	3.5	3.5
Weight (g)	1.1	1.4
Price	\$110	\$106



**Thermo stable carbon fiber styli XXT, titanium base, thermo stable carbon fiber stem, ruby ball**

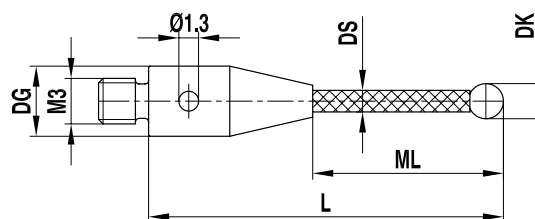
Schematics not shown to scale

Part number	A-5555-3859	A-5004-0802	A-5555-1251	A-5004-1884	A-5004-0803	A-5555-3860
Zeiss order number	626103-0300-025	626103-0300-033	626103-0300-040	626103-0300-042	626103-0300-050	626103-0300-058
DK (mm)	3	3	3	3	3	3
L (mm)	25	33	40	42	50	58
DG (mm)	5	5	5	5	5	5
ML (mm)	16	24	31	33	41	49
DS (mm)	2	2	2	2	2	2
Weight (g)	0.65	0.7	0.8	0.8	0.8	1
Price	\$89	\$97	\$96	\$99	\$99	\$106

Part number	A-5555-3861	A-5555-3862	A-5004-2786	A-5004-2108	A-5003-0062	A-5004-0806
Zeiss order number	626103-0300-059	626103-0300-075	626103-0401-050	626103-0500-030	626103-0500-040	626103-0500-050
DK (mm)	3	3	4	5	5	5
L (mm)	59	75	50	30	40	50
DG (mm)	5	5	5	5	5	5
ML (mm)	50	66	41	21	31	41
DS (mm)	2	2	2	3.5	3.5	3.5
Weight (g)	1	1	1	1.1	1.2	1.4
Price	\$106	\$108	\$99	\$106	\$74	\$106

Part number	A-5555-3864	A-5555-1114	A-5004-3429	A-5555-3865	A-5555-1115	A-5555-3866
Zeiss order number	626103-0500-060	626103-0501-075	626103-0600-050	626103-0610-070	626103-0600-100	626103-0800-030
DK (mm)	5	5	6	6	6	8
L (mm)	60	75	50	70	100	30
DG (mm)	5	5	5	5	5	5
ML (mm)	51	66	40	61	91	30
DS (mm)	3.5	3.5	3.5	3.5	3.5	5
Weight (g)	1.5	1.8	1.5	1.8	2.4	1.86
Price	\$108	\$113	\$126	\$127	\$129	\$138

Part number	A-5555-3867	A-5555-3868	A-5555-3869	A-5004-0808
Zeiss order number	626103-0830-050	626103-0830-070	626103-0830-100	626103-0800-125
DK (mm)	8	8	8	8
L (mm)	50	70	100	125
DG (mm)	5	5	5	5
ML (mm)	50	70	100	125
DS (mm)	5	5	5	5
Weight (g)	2.1	2.6	2.7	2.9
Price	\$148	\$154	\$159	\$162

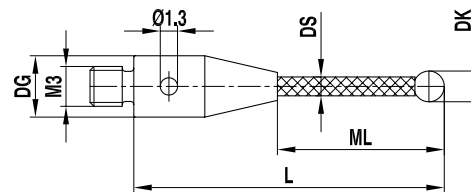


## M3 styli for Zeiss probing systems

### Thermo stable carbon fiber styli XXT, titanium base, thermo stable carbon fiber stem, silicon nitride ball

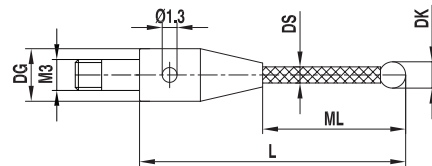
Schematics not shown to scale

Part number	A-5555-3870	A-5555-3871	A-5555-3872	A-5004-1858	A-5004-4635	A-5555-3874
Zeiss order number	626103-0301-033	626103-0301-050	626103-0502-050	626103-0500-075	626103-0801-070	626103-0801-125
DK (mm)	3	3	5	5	8	8
L (mm)	33	50	50	75	70	125
DG (mm)	5	5	5	5	5	5
ML (mm)	24	41	41	66	70	125
DS (mm)	2	2	3.5	3.5	5	5
Weight (g)	0.7	0.8	1.4	1.8	2.6	2.9
Price	\$122	\$126	\$134	\$138	\$145	\$212



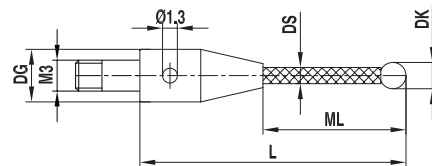
### Thermo stable carbon fiber clamping styli XXT, titanium base, thermo stable carbon fiber stem, ruby ball

Part number	A-5555-3875	A-5555-3876	A-5004-3282
Zeiss order number	626103-0301-020	626103-0301-030	626103-0301-040
DK (mm)	3	3	3
L (mm)	20	30	40
DG (mm)	5	5	5
ML (mm)	11	21	31
DS (mm)	2	2	2
Weight (g)	0.7	0.75	0.8
Price	\$99	\$104	\$110



### Thermo stable carbon fiber clamping styli XXT, titanium base, thermo stable carbon fiber stem, silicon nitride ball

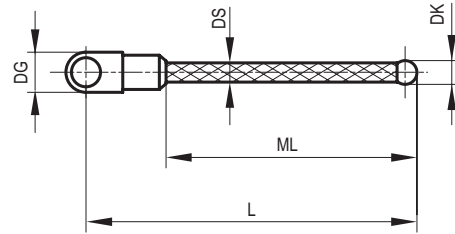
Part number	A-5555-3877	A-5555-3878	A-5555-3879
Zeiss order number	626103-0311-020	626103-0311-030	626103-0311-040
DK (mm)	3	3	3
L (mm)	20	30	40
DG (mm)	5	5	5
ML (mm)	11	21	31
DS (mm)	2	2	2
Weight (g)	0.7	0.75	0.8
Price	\$104	\$110	\$113



**¼ star styli, thermo stable carbon fiber XXT, titanium base, thermo stable carbon fiber stem, ruby ball**

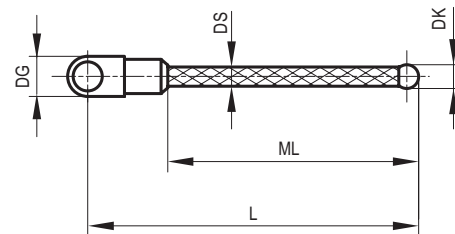
Schematics not shown to scale

Part number	A-5555-1273	A-5555-1274	A-5555-1275
Zeiss order number	626103-0302-020	626103-0302-030	626103-0302-040
DK (mm)	3	3	3
L (mm)	20	30	40
DG (mm)	5	5	5
ML (mm)	11	21	31
DS (mm)	2	2	2
Weight (g)	0.8	0.9	1
Price	\$157	\$162	\$168



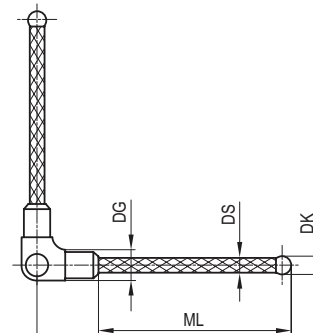
**¼ star styli, thermo stable carbon fiber XXT, titanium base, thermo stable carbon fiber stem, silicon nitride ball**

Part number	A-5555-3880	A-5555-3881	A-5555-3901
Zeiss order number	626103-0312-020	626103-0312-030	626103-0312-040
DK (mm)	3	3	3
L (mm)	20	30	40
DG (mm)	5	5	5
ML (mm)	11	21	31
DS (mm)	2	2	2
Weight (g)	0.8	0.9	1
Price	\$157	\$162	\$168



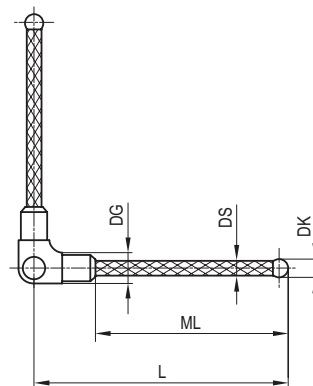
**½ star styli, thermo stable carbon fiber XXT, 90 degrees, titanium base, thermo stable carbon fiber stem, ruby ball**

Part number	A-5555-3882	A-5555-3883	A-5004-3284
Zeiss order number	626103-0303-020	626103-0303-030	626103-0303-040
DK (mm)	3	3	3
L (mm)	20	30	40
DG (mm)	5	5	5
ML (mm)	11	21	31
DS (mm)	2	2	2
Weight (g)	1.4	1.5	1.6
Price	\$309	\$314	\$319



**½ star styli, thermo stable carbon fiber XXT, 90 degrees, titanium base, thermo stable carbon fiber stem, silicon nitride ball**

Part number	A-5555-3884	A-5555-3885	A-5555-3886
Zeiss order number	626103-0313-020	626103-0313-030	626103-0313-040
DK (mm)	3	3	3
L (mm)	20	30	40
DG (mm)	5	5	5
ML (mm)	11	21	31
DS (mm)	2	2	2
Weight (g)	1.4	1.5	1.6
Price	\$309	\$314	\$319

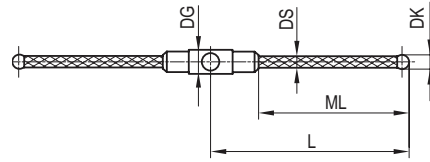


## M3 styli for Zeiss probing systems

½ star styli, thermo stable carbon fiber XXT, 180 degrees, titanium base, thermo stable carbon fiber stem, ruby ball

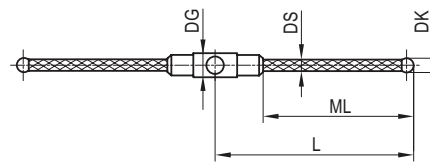
Schematics not shown to scale

Part number	A-5555-3887	A-5555-3888	A-5004-0654
Zeiss order number	626103-0304-020	626103-0304-030	626103-0304-040
DK (mm)	3	3	3
L (mm)	20	30	40
DG (mm)	5	5	5
ML (mm)	11	21	31
DS (mm)	2	2	2
Weight (g)	1.4	1.5	1.6
Price	\$309	\$314	\$278



½ star styli, thermo stable carbon fiber XXT, 180 degrees, titanium base, thermo stable carbon fiber stem, silicon nitride ball

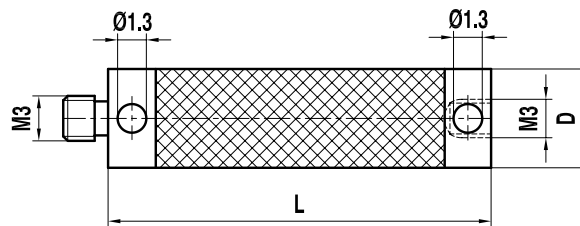
Part number	A-5555-3889	A-5555-3890	A-5555-3891
Zeiss order number	626103-0314-020	626103-0314-030	626103-0314-040
DK (mm)	3	3	3
L (mm)	20	30	40
DG (mm)	5	5	5
ML (mm)	11	21	31
DS (mm)	2	2	2
Weight (g)	1.4	1.5	1.6
Price	\$309	\$314	\$319



## Extension XXT, thermo stable black carbon fiber, titanium ends

Part number	A-5555-3892	A-5555-1947	A-5004-3430	A-5555-3893	A-5004-0002	A-5555-3894
Zeiss order number	626103-5020-000	626103-5025-000	626103-5030-000	626103-5040-000	626103-5050-000	626103-5060-000
D (mm)	5	5	5	5	5	5
L (mm)	20	25	30	40	50	60
Weight (g)	1.2	1.25	1.3	1.4	1.5	1.7
Price	\$73	\$78	\$81	\$71	\$99	\$106

Part number	A-5555-1948	A-5004-2001	A-5004-1859	A-5555-3895	A-5555-1276
Zeiss order number	626103-5075-000	626103-5080-000	626103-5100-000	626103-5130-000	626103-5150-000
D (mm)	5	5	5	5	5
L (mm)	75	80	100	130	150
Weight (g)	1.7	1.8	2	2.5	2.7
Price	\$120	\$124	\$140	\$166	\$182

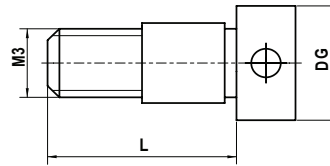




### Clamping screw XXT, titanium

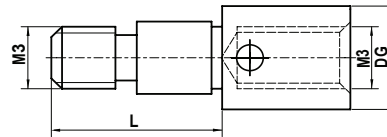
Schematics not shown to scale

Part number	A-5004-1856
Zeiss order number	626103-6110-004
DG (mm)	5
L (mm)	8
Weight (g)	0.5
Price	\$18



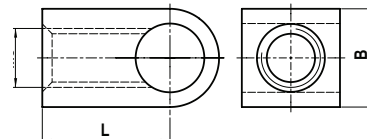
### Clamping screw XXT with internal M3 thread, titanium

Part number	A-5004-1857
Zeiss order number	626103-6110-005
DG (mm)	5
L (mm)	8
Weight (g)	0.7
Price	\$18



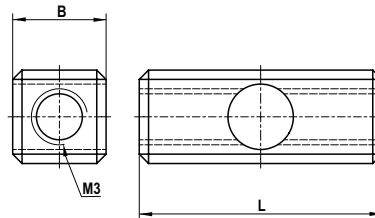
### Cube XXT 90 degrees, 1 way, titanium

Part number	A-5004-3437
Zeiss order number	626103-6110-001
B (mm)	5
L (mm)	6.5
Weight (g)	0.64
Price	\$71



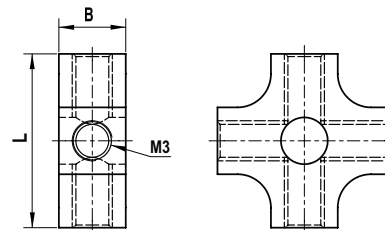
### Cube XXT 180 degrees, 2 way, titanium

Part number	A-5555-3896
Zeiss order number	626103-6110-002
B (mm)	5
L (mm)	13
Weight (g)	1.05
Price	\$81



### Cube star XXT, titanium

Part number	A-5004-3185
Zeiss order number	626103-6110-003
B (mm)	5
L (mm)	13
Weight (g)	1.8
Price	\$24

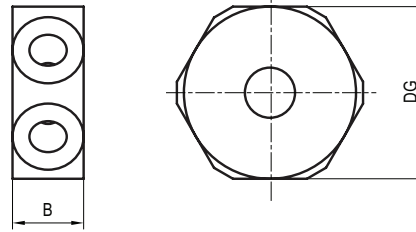


## M3 styli for Zeiss probing systems

### Cube XXT, 6 star, titanium

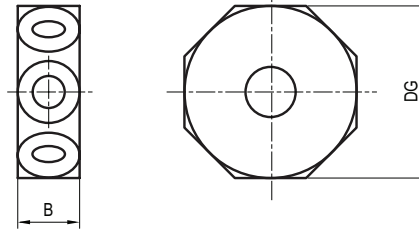
Schematics not shown to scale

Part number	A-5555-3898
Zeiss order number	626103-6110-006
B (mm)	5
DG (mm)	12
Weight (g)	1.8
Price	\$113



### Cube XXT, 8 star, titanium

Part number	A-5555-3899
Zeiss order number	626103-6110-007
B (mm)	5
DG (mm)	14
Weight (g)	2.3
Price	\$131



### Knuckle XXT, titanium

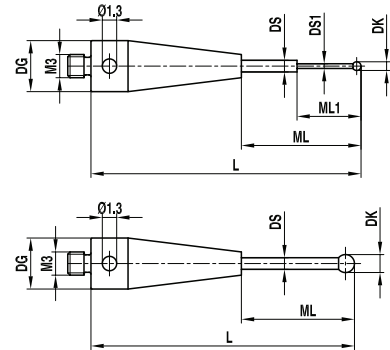
Part number	A-5004-3285
Zeiss order number	626103-6180-001
B (mm)	5
L (mm)	10
Weight (g)	1.65
Price	\$168

**Tungsten carbide styli, stainless steel base, tungsten carbide stem, ruby ball**

Schematics not shown to scale

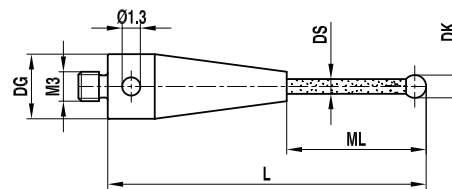
Part number	A-5555-0261	A-5555-0263	A-5555-0265	A-5555-0267	A-5555-0268	A-5555-0269	A-5555-0270	A-5555-0271
Zeiss order number	602030-8104	602030-8113	602030-8112	602030-8115	602030-8116	602030-8117	602030-8118	602030-8119
DK (mm)	2	3	4	0.5	0.6	0.8	1	1.5
L (mm)	22	40	33	22	22	22	22	22
DG (mm)	4	5.5	4	4	4	4	4	4
ML (mm)	9	21.5	23	9	9	9	9	9
ML1 (mm)	-	-	-	2.5	4.6	4.8	5	-
DS (mm)	1	2	2.5	1	1	1	1	1
DS1 (mm)	-	-	-	0.3	0.4	0.6	0.8	-
Weight (g)	1	4	2.5	1	1	1	1	1
Price	\$32	\$43	\$43	\$55	\$55	\$52	\$48	\$41

Part number	A-5555-0272	A-5555-0273	A-5555-0274	A-5555-0276	A-5555-0277
Zeiss order number	602030-8120	602030-8121	602030-8023	602030-8021	602030-8106
DK (mm)	1	0.3	2	3	3
L (mm)	10.5	22	21	21.5	21
DG (mm)	4	4	4	4	4
ML (mm)	5.5	9	15	15.5	13
ML1 (mm)	5	2.3	-	-	-
DS (mm)	10	1	1	1.5	2
DS1 (mm)	0.8	.02	-	-	-
Weight (g)	1	1	1	1	1
Price	\$53	\$74	\$36	\$41	\$39



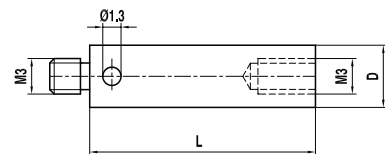
**Ceramic styli, stainless steel base, ceramic stem, ruby ball**

Part number	A-5555-0264	A-5555-0266	A-5555-0275
Zeiss order number	602030-8102	602030-8101	602030-8020
DK (mm)	4	5	6
L (mm)	32	32	13
DG (mm)	4	4	4
ML (mm)	26	19	9
DS (mm)	2	2	2
Weight (g)	1	1	1
Price	\$43	\$45	\$48



**Stainless steel extensions**

Part number	A-5004-7609	A-5004-7583	A-5555-0286	A-5555-0287	A-5555-0288
Zeiss order number	602030-8301	602030-8302	602030-8303	602030-8304	602030-8305
L (mm)	10	20	30	40	50
D (mm)	4	4	4	4	4
Weight (g)	0.7	1.6	2.6	3.7	4.7
Price	\$13	\$15	\$18	\$23	\$23

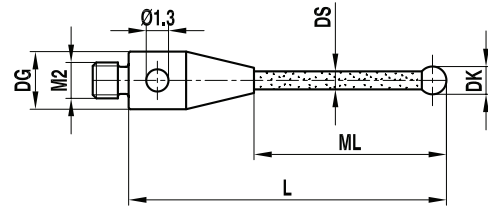


# M2 styli, adaptors and accessories for Zeiss analog probe systems

Schematics not shown to scale

## Ceramic styli, stainless steel base, ceramic stem, ruby ball

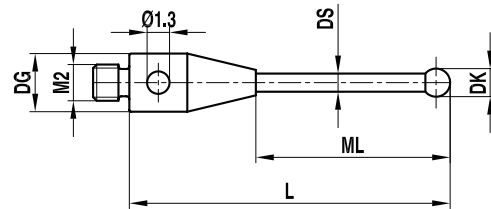
Part number	A-5555-0278	A-5555-0279
Zeiss order number	602030-8002	602030-8004
DK (mm)	6	5
L (mm)	13	22.5
DG (mm)	3	3
ML (mm)	9	16.5
DS (mm)	2	2
Weight (g)	1	1
Price	\$48	\$55



## Tungsten carbide styli, stainless steel base, tungsten carbide stem, ruby ball

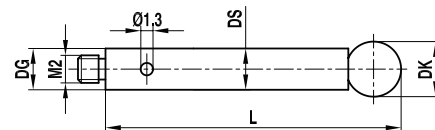
Part number	A-5555-0308	A-5555-0309	A-5555-0282	A-5555-0310	A-5555-0311	A-5003-3822	A-5003-0938	A-5555-0312
Zeiss order number	602030-8006	602030-8007	602030-8001	602030-8008	602030-8009	602030-8005	602030-8003	602030-8015
DK (mm)	1	1	2	2	2	2	3	4
L (mm)	10.5	15.5	11	11	16	21	21.5	12
DG (mm)	3	3	3	3	3	3	3	3
ML (mm)	6.5	11.5	5	7	12	15	15.5	8
DS (mm)	0.8	0.8	1	1	1	1	1.5	2.5
Weight (g)	0.3	0.3	1	1	1	1	1	1
Price	\$36	\$36	\$25	\$27	\$27	\$27	\$78	\$34

Part number	A-5555-0313	A-5555-0283
Zeiss order number	602030-8016	602030-8034
DK (mm)	4	5
L (mm)	22	22.5
DG (mm)	3	3
ML (mm)	18	16.5
DS (mm)	2.5	2
Weight (g)	1	1
Price	\$36	\$50



## Steel styli, stainless steel base and stem, ruby ball

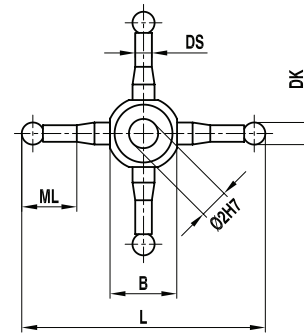
Part number	A-5555-0314	A-5555-0315	A-5555-0316
Zeiss order number	602030-8017	602030-8018	602030-8019
DK (mm)	6	6	8
L (mm)	13	28	13
DS (mm)	3	3	3
DG (mm)	3	3	3
Weight (g)	0.9	1.8	2
Price	\$45	\$46	\$66



### Star styli, stainless steel cube base and stem, ruby ball

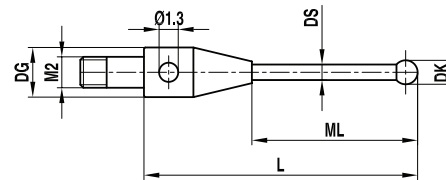
Schematics not shown to scale.

Part number	A-5555-0294	A-5555-0295
Zeiss order number	602030-8011	602030-8010
DK (mm)	2	2
L (mm)	32	22
ML (mm)	9.5	4.5
DS (mm)	1.4	1.4
B (mm)	5.5	5.5
Weight (g)	1	1
Price	\$126	\$133



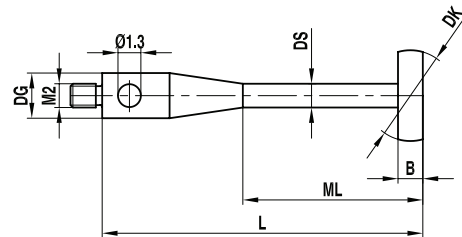
### Styli for star configuration, stainless steel base and stem, ruby ball

Part number	A-5555-0296
Zeiss order number	602030-8012
DK (mm)	2
L (mm)	19.5
DG (mm)	3
ML (mm)	13.5
DS (mm)	1.5
Weight (g)	1
Price	\$43



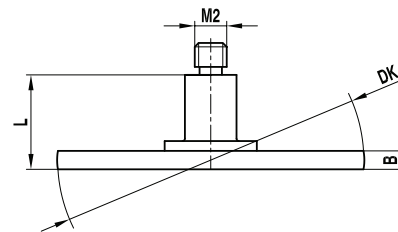
### Spherical disk styli, stainless steel base, tungsten carbide stem, ceramic disk

Part number	A-5555-0297	A-5555-0298
Zeiss order number	602030-8201	602030-8202
DK (mm)	8	4
L (mm)	32	32
DG (mm)	3	3
ML (mm)	19	19
DS (mm)	1.5	1
B (mm)	1.5	1
Weight (g)	1	1
Price	\$117	\$87



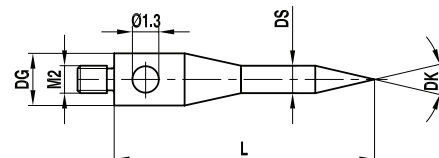
### Spherical disk styli, stainless steel base and stem, ceramic disk

Part number	A-5555-0299	A-5555-0300
Zeiss order number	602030-8203	602030-8204
DK (mm)	14	20
L (mm)	5.5	5.5
B (mm)	2	2.5
Weight (g)	1	3
Price	\$157	\$187



### Pointer styli, stainless steel base, cone point, tungsten carbide

Part number	A-5555-0317	A-5555-0318
Zeiss order number	602030-8342	602030-8343
L (mm)	10	10
DG (mm)	3	3
DS (mm)	1.5	1.5
DK	30°	60°
Weight (g)	1	1
Price	\$28	\$28

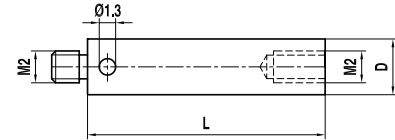


## M2 styli for Zeiss probing systems

### Stainless steel extension

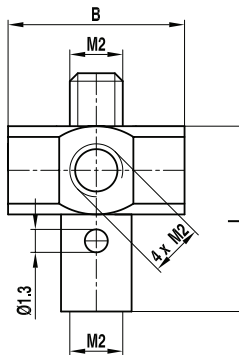
Schematics not shown to scale

Part number	A-5004-7610	A-5004-7585	A-5004-7586	A-5004-7591	A-5004-7611
Zeiss order number	602030-8321	602030-8322	602030-8323	602030-8324	602030-8325
L (mm)	5	10	20	30	40
D (mm)	3	3	3	3	3
Weight (g)	0.2	0.5	1	1.4	2.2
Price	\$12	\$13	\$15	\$17	\$19



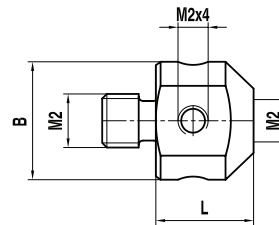
### 5-way holder, rotary, stainless steel

Part number	A-5000-3627
Zeiss order number	602030-8381
L (mm)	7.5
B (mm)	7
Weight (g)	1.2
Price	\$48



### 5-way holder, stainless steel

Part number	A-5555-0319	A-5555-0320
Zeiss order number	602030-9104	602030-9103
L (mm)	9.1	5.4
D (mm)	10.5	7
Weight (g)	3.4	1
Price	\$81	\$39



# Renishaw tools and accessories for the assembly of M2, M3 and M5 styli to Zeiss measuring probe heads

Schematics not shown to scale

## Stylus tool (M2 and M3 styli)

Part number	A-5555-0233
Zeiss order number	602030-0001
DK (mm)	1.2
L (mm)	23
Weight (g)	1
Price	\$10



## Allen keys DIN 911

Part number	A-5555-0234	A-5555-0235	A-5555-0236
Zeiss order number	602030-0002	602030-0042	602030-0021
B (mm)	SW1.5	SW0.9	SW2.5
Weight (g)	1	1	2
Price	\$1	\$1	\$1



## Tool kit

consisting of:

Part number	A-5555-0237
Zeiss order number	600341-8595
Price	\$30

	1 x offset screwdriver DIN 911-2	1 x offset screwdriver DIN 911-3	1 x offset screwdriver DIN 911-4	2 x pin-type spanner 2.9 mm	1 x single-headed spanner DIN 894
DK (mm)	–	–	–	2.9	–
L (mm)	–	–	–	70	–
D (mm)	–	–	–	5	–
B	SW2	SW3	SW4	–	SW13
Weight (g)	1	5	10	15 each	39

## Stylus tool kit (2 x pin-type spanners 2.9 mm for M5)

Part number	A-5555-0238
Zeiss order number	600341-8596
DK (mm)	2.9
L (mm)	70
D (mm)	5
Weight (g)	15
Price	\$23

## Stylus tool 1.7 mm for M5

Part number	A-5555-0239
Zeiss order number	602030-0027
DK (mm)	1.7
L (mm)	49
D (mm)	2.5
Weight (g)	1
Price	\$10

## Styli tools for Zeiss probing systems

### Pin-type spanner 2.9 mm for M5

Part number	A-5555-0240
Zeiss order number	602030-0222
DK (mm)	2.9
L (mm)	70
D (mm)	5
Weight (g)	7.5
Price	\$12

---

### Assortment of screws

Part number	A-5555-0241
Zeiss order number	600341-8590
Weight (g)	27
Price	\$28

Includes:

10 spring-lock washers FS 5x7  
2 cheese-head screws M5x12  
2 cheese-head screws M5x20  
4 grub screws 10 mm long  
2 grub screws 25 mm long

---

### Spring-lock washers

Part number	A-5555-0242
Zeiss order number	600341-0042
Price	\$5

Includes:

10 x FS 5.7 spring-lock washers

---

### C spanners DIN 1810

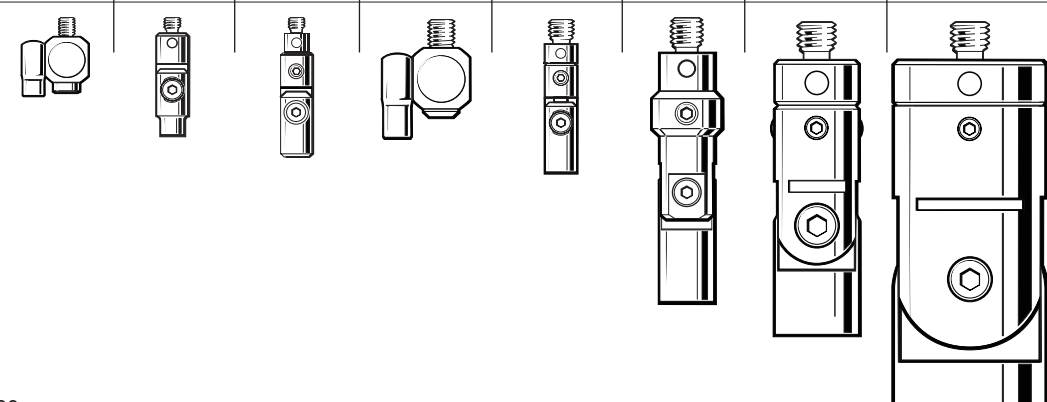
Part number	A-5555-0243	A-5555-0244
Zeiss order number	602030-0045	602030-0044
DK (mm)	11	21
Price	\$14	\$17



## Accessories

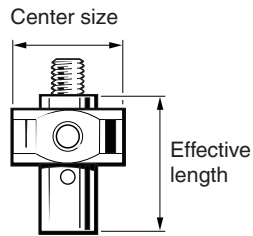
### Stylus knuckles

Part number	A-5000-7534	A-5003-4697	A-5000-9902 Rotary	A-5000-7616	A-5003-4686 Rotary	A-5003-4689 Rotary	* A-5003-5278 Rotary	A-5003-5279 Rotary
Thread size	M2	M2	M2	M3	M3	M4	M5	M5
Effective length mm (in.)	8.0 (0.32)	13.5 (0.54)	16.5 (0.65)	12.0 (0.48)	17.0 (0.67)	33.0 (1.30)	36.5 (1.44)	46.5 (1.84)
Center offset mm (in.)	4.5 (0.18)	N/A	N/A	6.0 (0.24)	N/A	N/A	N/A	N/A
Mass grams	1.6	1.1	1.3	3.7	1.5	9.8	16.5	64.9
Price	\$71	\$108	\$81	\$71	\$130	\$140	\$247	\$86

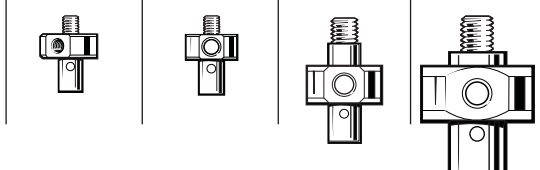
  


\* Not for use with SP80

### Stylus centers






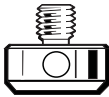




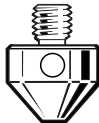


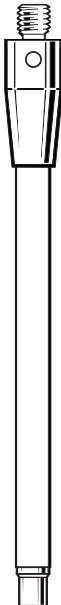


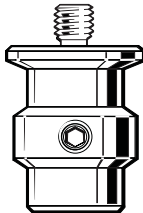
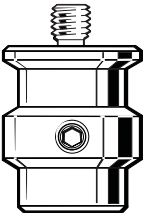
Part number	A-5000-8395 4-way	A-5000-3627 5-way	A-5000-7610 5-way	A-5000-7792 5-way
Thread size	M2	M2	M3	M4
Effective length mm (in.)	7.5 (0.30)	7.5 (0.30)	13.0 (0.52)	18.0 (0.71)
Center size mm (in.)	7.5 (0.30)	7.0 (0.28)	10.0 (0.40)	15.0 (0.60)
Mass grams	1.1	0.8	3.6	12.1
Price	\$64	\$48	\$50	\$60

# Accessories

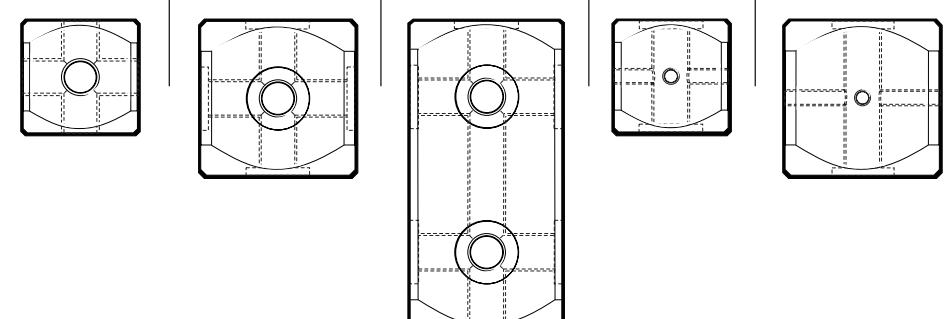
## Adaptors

Part number	A-5004-7593 Stainless steel	A-5004-7592 Stainless steel	A-5004-7595 Stainless steel	A-5004-7597 Stainless steel	A-5004-7596 Stainless steel	A-5004-7613 Stainless steel	A-5003-0856 Stainless steel	A-5555-0227 Stainless steel
Male/female thread	M2/M3	M3/M2	M4/M2	M4/M3	M4/M3	M5/M4	M5/M4	M5/M3
Length mm (in.)	7.0 (0.28)	5.0 (0.20)	5.0 (0.20)	9.0 (0.36)	20.0 (0.79)	6.5 (0.26)	9.0 (0.36)	10.0 (0.40)
Mass grams	0.4	0.6	1.5	1.4	3.2	6.0	4.6	5.0
Price	\$12	\$14	\$32	\$32	\$20	\$32	\$29	\$20
								

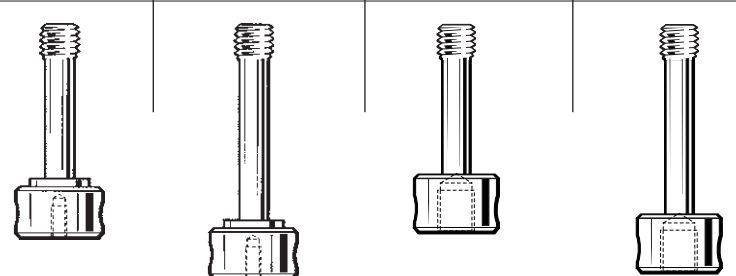
Part number	A-5555-0226 Stainless steel	A-5000-7751 Ceramic	A-5004-7612 Stainless steel	A-5000-7752 Ceramic	A-5000-7753 Ceramic	A-2054-4657 Stainless steel	A-5000-9302 Stainless steel	A-5000-9303 Stainless steel
Male/female thread	M5/M2	M4/M3	TF6/M3	M4/M3	M4/M3	M4/Ø4.5	M5/Ø8.0	M5/Ø10.0
Length mm (in.)	10.0 (0.40)	50.0 (1.97)	18.0 (0.71)	75.0 (2.96)	100.0 (3.94)	10.0 (0.40)	22.0 (0.87)	22.0 (0.87)
Mass grams	5.0	4.4	1.9	5.2	6.3	5.0	18.0	20.0
Price	\$20	\$60	\$35	\$91	\$104	\$34	\$62	\$62
								

## Cubes and bolts

Part number	A-5555-0189 Titanium	A-5555-0190 Titanium	A-5555-0194 Titanium	A-5003-5683 Titanium	A-5003-5684 Titanium
Thread size	M5	M5	M5	M5 – M2	M5 – M2
Length mm (in.)	15.0 (0.60)	20.0 (0.79)	20.0 (0.79)	15.0 (0.60)	20.0 (0.79)
Width mm (in.)	15.0 (0.60)	20.0 (0.79)	40.0 (1.58)	15.0 (0.60)	20.0 (0.79)
Mass grams	12.85	32.55	63.50	13.75	35.18
Price	\$50	\$60	\$108	\$86	\$101




Part number	A-5003-5679 Stainless steel	A-5003-5678 Stainless steel	A-5003-5677 Stainless steel	A-5003-5676 Stainless steel
Thread size	M5 – M2	M5 – M2	M5	M5
Length mm (in.)	28.0 (1.11)	33.0 (1.30)	28.0 (1.11)	33.0 (1.30)
Mass grams	6.7	7.1	6.0	6.4
Price	\$18	\$18	\$18	\$18




## Stylus tools


**A-5004-7582**  
For M2 and M3  
threaded styli  
Price: \$9



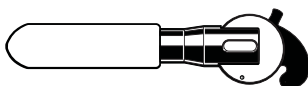
**A-5004-7587**  
For M4  
threaded styli  
Price: \$12



**A-5004-7614**  
For M5  
threaded styli  
Price: \$15



**A-5003-2300**  
For the M2 carbon fiber  
range of styli  
Price: \$48



These tools are designed to fit styli to Renishaw probes without causing any internal damage.

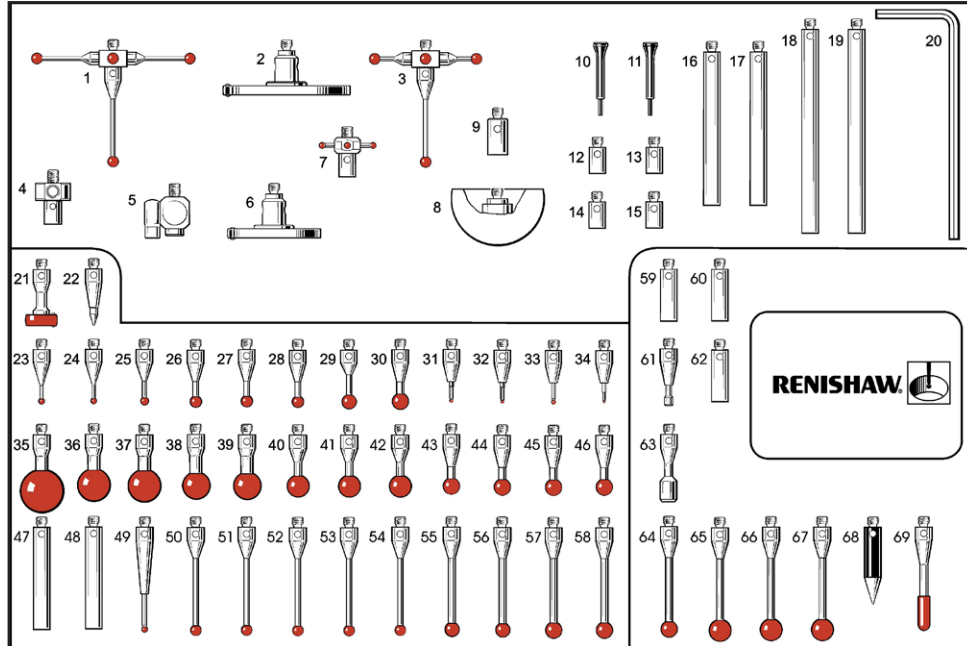
# Stylus kits

## M2 comprehensive stylus kit

A-5000-0001

Price: \$2,808

**RENISHAW**  
apply innovation™



Position	Part number	Description
1	A-5000-3626	M2 STR D2 5BALL L19.2 S30
2	A-5000-7810	M2 DSC D25SLVS T1.5 L8.6 BR-Y2.5
3	A-5000-7629	M2 STR D2 5BALL L19.2 S18
4	A-5000-3627	M2 ACC CENTER 5WAY
5	A-5000-7534	M2 ACC KNUCKLE OFFSET
6	A-5000-7809	M2 DSC D18SLVS T1.5 L8.6 BR-Y2.5
7	A-5000-7811	M2 STR D1 4BALL L7.5T S10
8	A-5000-3614	M2 HEM D18CE
9	A-5004-7593	M2-M3 EXT L7SS
10-11	A-5004-7582	M2-M3 STYLUS TOOL
12-15	A-5004-7610	M2 EXT L5 D3SS
16-17	A-5004-7591	M2 EXT L30 D3SS
18-19	A-5004-7611	M2 EXT L40 D3SS
20	P-TL01-0150	S3 HEX WRENCH 1.5 MM A/F
21	A-5000-3611	M2 DSC D6R T1.2 L10 BR-Y2
22	A-5000-7813	M2 PNT D1.4TC 30DEG L10
23-24	A-5000-7806	M2 STY D1R L10 EWL4.5 D0.7SS
25	A-5000-7802	M2 STY D1.5R L10 EWL4.5 D0.7SS
26-28	A-5000-7807	M2 STY D2R L10 EWL6 D1SS
29	A-5000-7803	M2 STY D2.5R L10 EWL6 D1SS
30	A-5000-3604	M2 STY D3R L10 EWL7.5 D1.5SS
31-32	A-5000-7805	M2 STY D0.5R L10 EWL3 D0.4TC
33	A-5000-7801	M2 STY D0.7R L10 EWL4 D0.5TC
34	A-5000-7800	M2 STY D0.3R L10 EWL2 D0.2TC
35	A-5000-4158	M2 STY D8R L11 EWL11 D2.5SS
36-37	A-5000-4156	M2 STY D6R L10 EWL10 D2.5SS
38-39	A-5000-4155	M2 STY D5R L10 EWL10 D2.5SS
40-42	A-5000-4154	M2 STY D4R L10 EWL10 D1.5SS
43-46	A-5000-3604	M2 STY D3R L10 EWL7.5 D1.5SS
47-48	A-5004-7586	M2 EXT L20 D3SS
49	A-5000-7808	M2 STY D1R L20 EWL7 D0.7TC
50-54	A-5000-3603	M2 STY D2R L20 EWL14 D1.4SS
55-56	A-5000-7804	M2 STY D2.5R L20 EWL16.5 D1.4SS
57-58	A-5000-4160	M2 STY D3R L20 EWL17.5 D1.5SS
59-60	A-5004-7585	M2 EXT L10 D3SS
61	A-5004-7589	M2 CYL D1.5SLVS L11 EWL1.5
62	A-5004-7585	M2 EXT L10 D3SS
63	A-5004-7590	M2 CYL D3SLVS L13 EWL3.8
64	A-5000-4160	M2 STY D3R L20 EWL17.5 D1.5SS
65-67	A-5000-4161	M2 STY D4R L20 EWL20 D1.5SS
68	A-5004-7588	M2 PNT D3SLVS 30DEG L15
69	A-5000-7812	M2 SPH D2R L20 EWL7.2 SS

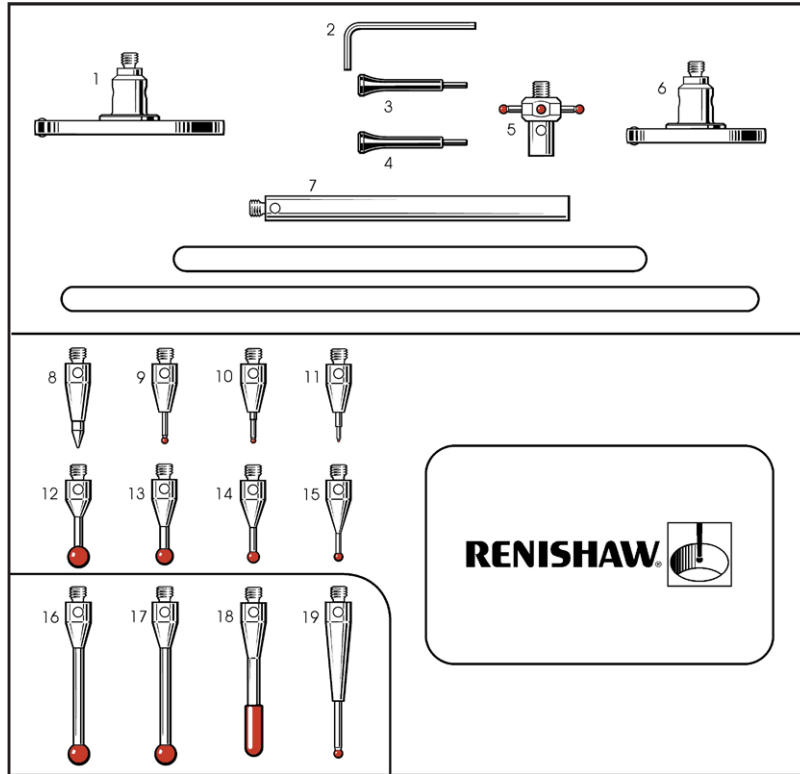
[www.renishaw.com](http://www.renishaw.com)

**M2 stylus enhancement kit**

A-5000-0002

Price: \$1,032

**RENISHAW**  
apply innovation™



Position	Part number	Description
1	A-5000-7810	M2 DSC D25SLVS T1.5 L8.6 BR-Y2.5
2	P-TL01-0150	S3 HEX WRENCH 1.5 MM A/F
3-4	A-5004-7582	M2-M3 STYLUS TOOL
5	A-5000-7811	M2 STR D1 4BALL L7.5T S10
6	A-5000-7809	M2 DSC D18SLVS T1.5 L8.6 BR-Y2.5
7	A-5004-7611	M2 EXT L40 d3SS
8	A-5000-7813	M2 PNT D1.4TC 30deg L10
9	A-5000-7801	M2 STY D0.7R L10 EWL4 d0.5TC
10	A-5000-7805	M2 STY D0.5R L10 EWL3 d0.4TC
11	A-5000-7800	M2 STY D0.3R L10 EWL2 d0.2TC
12	A-5000-7803	M2 STY D2.5R L10 EWL6 d1SS
13	A-5000-7807	M2 STY D2R L10 EWL6 d1SS
14	A-5000-7802	M2 STY D1.5R L10 EWL4.5 d0.7SS
15	A-5000-7806	M2 STY D1R L10 EWL4.5 d0.7SS
16-17	A-5000-7804	M2 STY D2.5R L20 EWL16.5 d1.4SS
18	A-5000-7812	M2 SPH D2R L20 EWL7.2 SS
19	A-5000-7808	M2 STY D1R L20 EWL7 d0.7TC

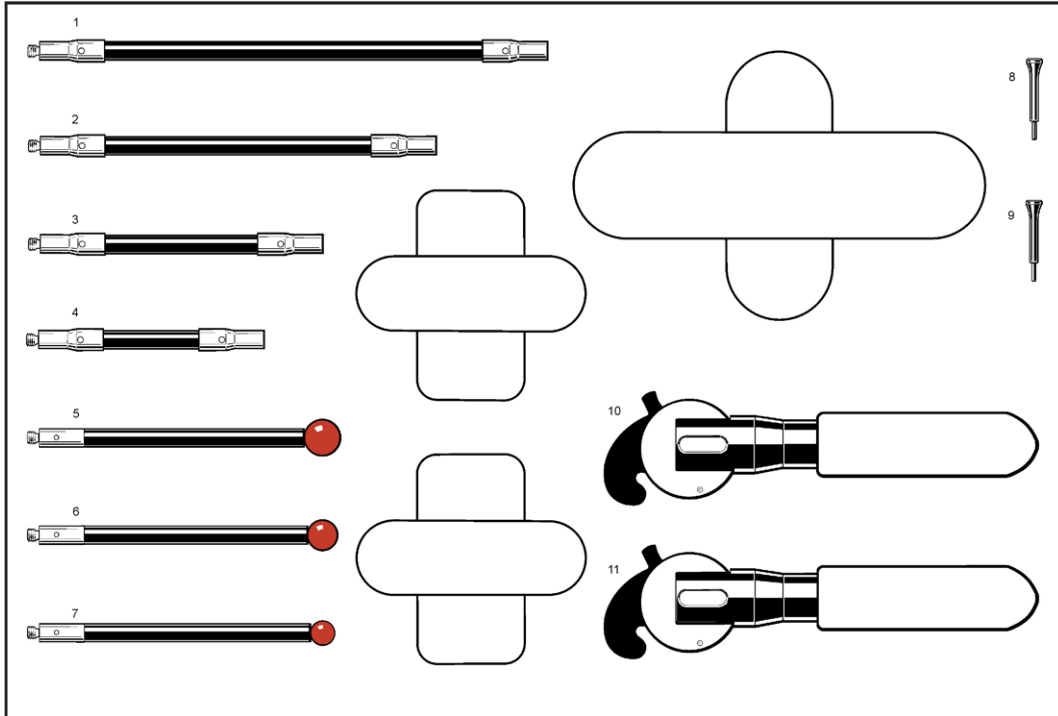
# Stylus kits

## M2 high performance kit

A-5003-2310

Price: \$710

**RENISHAW**  
apply innovation™



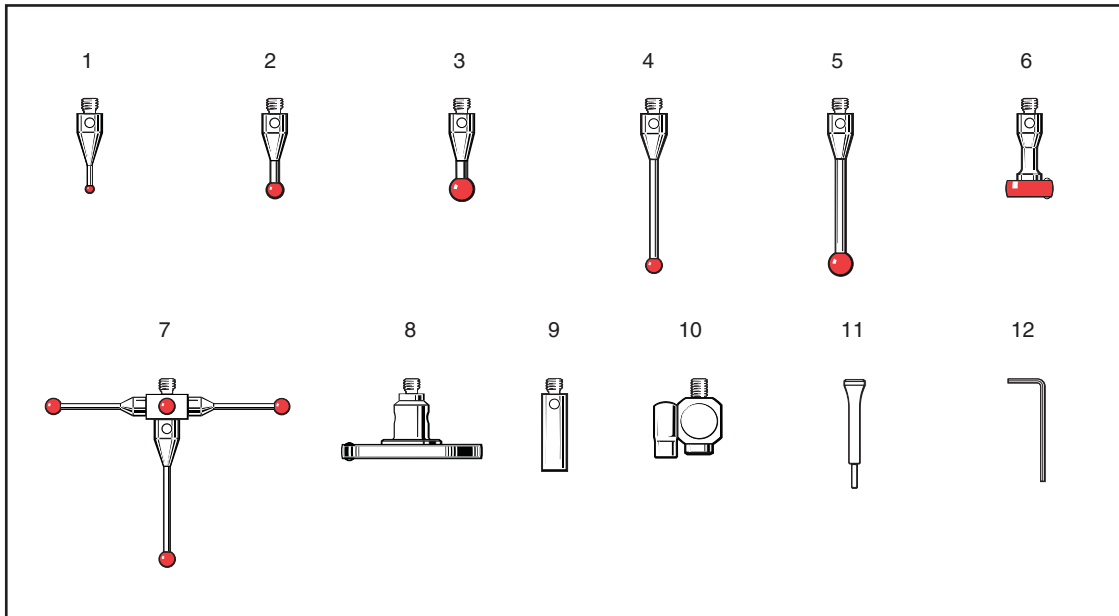
Position	Part number	Description
1	A-5003-2283	M2 EXT L90 d3CF
2	A-5003-2282	M2 EXT L70 d3CF
3	A-5003-2281	M2 EXT L50 d3CF
4	A-5003-2280	M2 EXT L40 d3CF
5	A-5003-2287	M2 STY D6R L50 EWL50 d3CF
6	A-5003-2286	M2 STY D5R L50 EWL50 d3CF
7	A-5003-2285	M2 STY D4R L50 EWL50 d3CF
8-9	A-5004-7582	M2-M3 STYLUS TOOL
10-11	A-5003-2300	M2 STYLUS TOOL CF RANGE

## Stylus kit for M2 probes

A-6560-7522

Price: \$630

**RENISHAW**  
apply innovation™



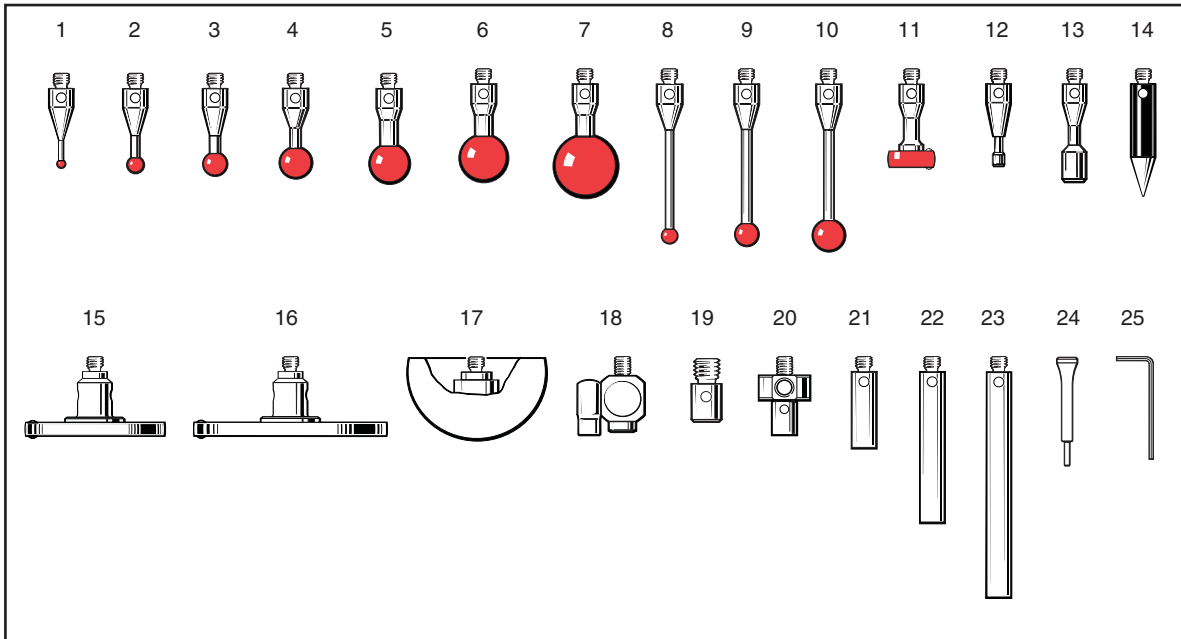
Position	Part number	Quantity	Description
1	A-5000-7806	1	M2 STY D1R L10 EWL4.5 d0.7SS
2	A-5000-7807	1	M2 STY D2R L10 EWL6 d1SS
3	A-5000-3604	1	M2 STY D3R L10 EWL7.5 d1.5SS
4	A-5000-3603	1	M2 STY D2R L20 EWL14 d1.4SS
5	A-5000-4160	1	M2 STY D3R L20 EWL17.5 d1.5SS
6	A-5000-3611	1	M2 DSC D6R T1.2 L10 BR-Y2
7	A-5000-3626	1	M2 STR D2 5BALL L19.2 S30
8	A-5000-7809	1	M2 DSC D18SLVS T1.5 L8.6 BR-Y2.5
9	A-5004-7585	2	M2 EXT L10 d3SS
10	A-5000-7534	1	M2 ACC KNUCKLE OFFSET
11	A-5004-7582	2	M2-M3 STYLUS TOOL
12	P-TL01-0150	1	S3 HEX WRENCH 1.5 MM A/F
13	M-5000-3541	1	S8 TP2 SPANNER (not pictured)
14	A-1015-7658	1	TP2 & STYLI BOX (not pictured)

# Stylus kits

## Stylus kit for M2 probes

A-6560-7565

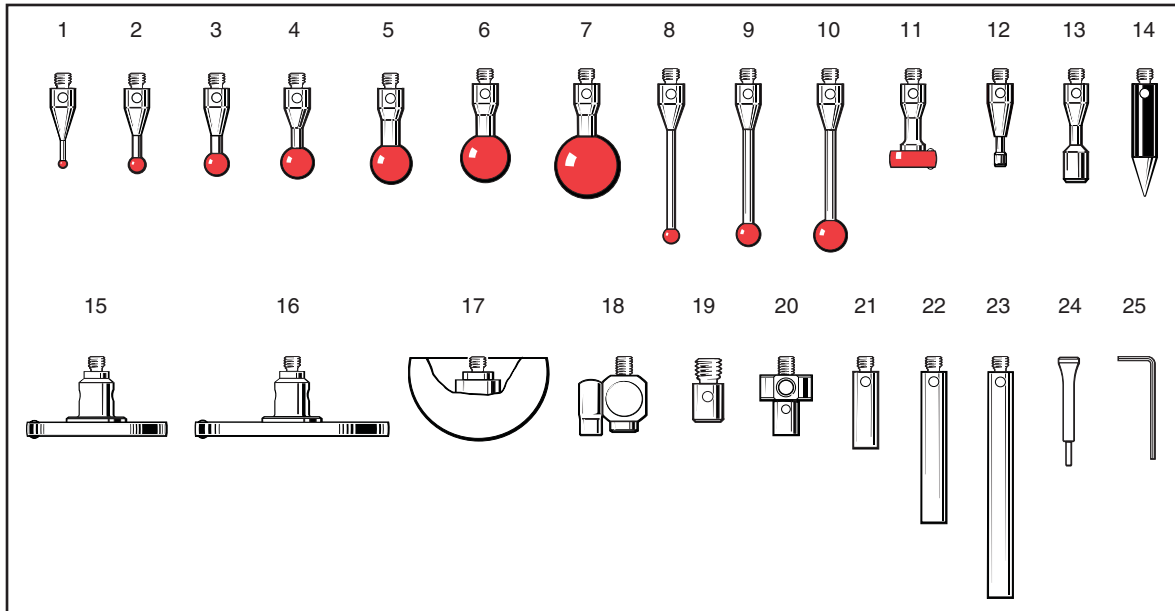
Price: \$1,290



Position	Part number	Quantity	Description
1	A-5000-7806	1	M2 STY D1R L10 EWL4.5 d0.7SS
2	A-5000-7807	1	M2 STY D2R L10 EWL6 d1SS
3	A-5000-3604	1	M2 STY D3R L10 EWL7.5 d1.5SS
4	A-5000-4154	1	M2 STY D4R L10 EWL10 d1.5SS
5	A-5000-4155	1	M2 STY D5R L10 EWL10 d2.5SS
6	A-5000-4156	1	M2 STY D6R L10 EWL10 d2.5SS
7	A-5000-4158	1	M2 STY D8R L11 EWL11 d2.5SS
8	A-5000-3603	1	M2 STY D2R L20 EWL14 d1.4SS
9	A-5000-4160	1	M2 STY D3R L20 EWL17.5 d1.5SS
10	A-5000-4161	1	M2 STY D4R L20 EWL20 d1.5SS
11	A-5000-3611	1	M2 DSC D6R T1.2 L10 BR-Y2
12	A-5004-7589	1	M2 CYL D1.5SLVS L11 EWL1.5
13	A-5004-7590	1	M2 CYL D3SLVS L13 EWL3.8
14	A-5004-7588	1	M2 PNT D3SLVS 30deg L15
15	A-5000-7809	1	M2 DSC D18SLVS T1.5 L8.6 BR-Y2.5
16	A-5000-7810	1	M2 DSC D25SLVS T1.5 L8.6 BR-Y2.5
17	A-5000-3614	1	M2 HEM D18CE
18	A-5000-7534	1	M2 ACC KNUCKLE OFFSET
19	A-5004-7592	1	M3-M2 EXT L5SS
20	A-5000-3627	1	M2 ACC Center 5WAY
21	A-5004-7585	2	M2 EXT L10 d3SS
22	A-5004-7586	2	M2 EXT L20 d3SS
23	A-5004-7591	2	M2 EXT L30 d3SS
24	A-5004-7582	2	M2-M3 STYLUS TOOL
25	P-TL01-0150	1	S3 HEX WRENCH 1.5 MM A/F
26	M-5000-3541	1	S8 TP2 SPANNER (not pictured)
27	A-1015-7749	1	COMP BOX ASSEMBLY (not pictured)



**Stylus kit for M2 probes**  
A-6560-7524 Price: \$1,972

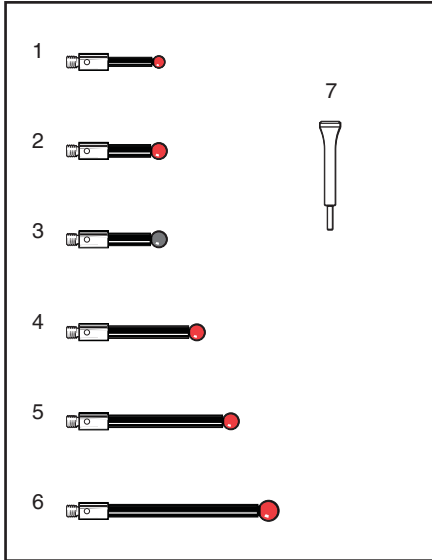


Position	Part number	Quantity	Description
1	A-5000-7806	5	M2 STY D1R L10 EWL4.5 d0.7SS
2	A-5000-7807	3	M2 STY D2R L10 EWL6 d1SS
3	A-5000-3604	5	M2 STY D3R L10 EWL7.5 d1.5SS
4	A-5000-4154	3	M2 STY D4R L10 EWL10 d1.5SS
5	A-5000-4155	2	M2 STY D5R L10 EWL10 d2.5SS
6	A-5000-4156	2	M2 STY D6R L10 EWL10 d2.5SS
7	A-5000-4158	1	M2 STY D8R L11 EWL11 d2.5SS
8	A-5000-3603	5	M2 STY D2R L20 EWL14 d1.4SS
9	A-5000-4160	3	M2 STY D3R L20 EWL17.5 d1.5SS
10	A-5000-4161	3	M2 STY D4R L20 EWL20 d1.5SS
11	A-5000-3611	1	M2 DSC D6R T1.2 L10 BR-Y2
12	A-5004-7589	1	M2 CYL D1.5SLVS L11 EWL1.5
13	A-5004-7590	1	M2 CYL D3SLVS L13 EWL3.8
14	A-5004-7588	1	M2 PNT D3SLVS 30deg L15
15	A-5000-7809	1	M2 DSC D18SLVS T1.5 L8.6 BR-Y2.5
16	A-5000-7810	1	M2 DSC D25SLVS T1.5 L8.6 BR-Y2.5
17	A-5000-3614	1	M2 HEM D18CE
18	A-5000-7534	1	M2 ACC KNUCKLE OFFSET
19	A-5004-7592	1	M3-M2 EXT L5SS
20	A-5000-3627	3	M2 ACC Center 5WAY
21	A-5004-7585	3	M2 EXT L10 d3SS
22	A-5004-7586	2	M2 EXT L20 d3SS
23	A-5004-7591	2	M2 EXT L30 d3SS
24	A-5004-7582	2	M2-M3 STYLUS TOOL
25	P-TL01-0150	1	S3 HEX WRENCH 1.5 MM A/F
26	M-5000-3541	1	S8 TP2 SPANNER (not pictured)
27	A-1015-7749	1	COMP BOX ASSEMBLY (not pictured)

# Stylus kits

## A-5003-6151 M3 stylus kit for SP25M/SM25-1/SH25-1

Price: \$435

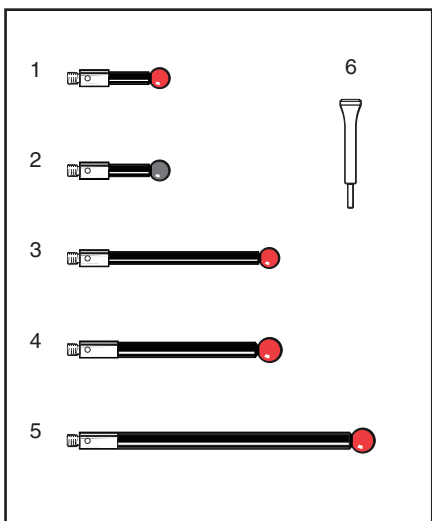


Position	Part number	Description
1	A-5003-5970	M3 STY D3R L21 EWL13.5 d2CF
2	A-5003-5971	M3 STY D4R L21 EWL13.5 d3CF
3	A-5003-5977	M3 STY D4SIN L21 EWL13.5 d3CF
4	A-5003-5972	M3 STY D4R L31 EWL23.5 d3CF
5	A-5003-5973	M3 STY D4R L40 EWL32.5 d3CF
6	A-5003-5974	M3 STY D5R L50 EWL42.5 d3CF
7	A-5004-7582	M2-M3 STYLUS TOOL

[www.renishaw.com](http://www.renishaw.com)

## A-5003-6152 M3 stylus kit for SP25M/SM25-2/SH25-2

Price: \$455

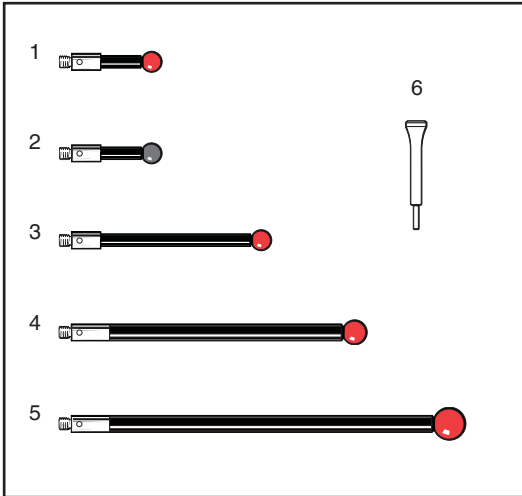


Position	Part number	Description
1	A-5003-5975	M3 STY D5R L21 EWL13.5 d3CF
2	A-5003-5978	M3 STY D5SIN L21 EWL13.5 d3CF
3	A-5003-5974	M3 STY D5F L50 EWL42.5 d3CF
4	A-5003-5976	M3 STY D6R L50 EWL50 d4CF
5	A-5003-4860	M3 STY D6R L75 EWL75 d4CF
6	A-5004-7582	M2-M3 STYLUS TOOL

[www.renishaw.com](http://www.renishaw.com)

**A-5003-6153 M3 stylus kit for SP25M/SM25-3/SH25-3**

Price: \$515



Position	Part number	Description
1	A-5003-5975	M3 STY D5R L21 EWL13.5 d3C/F
2	A-5003-5978	M3 STY D5SIN L21 EWL13.5 d3C/F
3	A-5003-5974	M3 STY D5R L50 EWL42.5 d3C/F
4	A-5003-4860	M3 STY D6R L75 EWL75 d4C/F
5	A-5003-4863	M3 STY D8R L100 EWL100 d4C/F
6	A-5004-7582	M2-M3 STYLUS TOOL

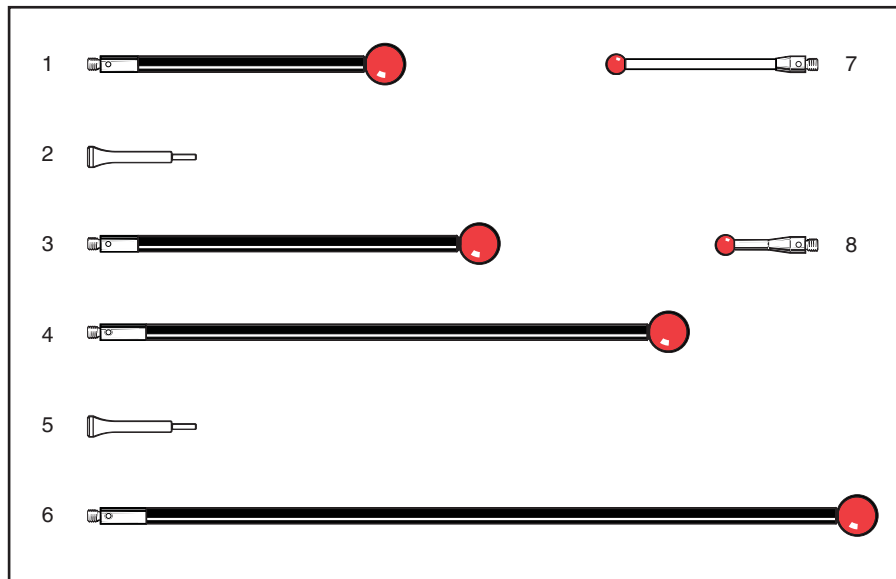
[www.renishaw.com](http://www.renishaw.com)

# Stylus kits

## A-5003-8124 M3 stylus kit for SP25M/SM25-4/SH25-4

Price: \$1,200

**RENISHAW**  
apply innovation™



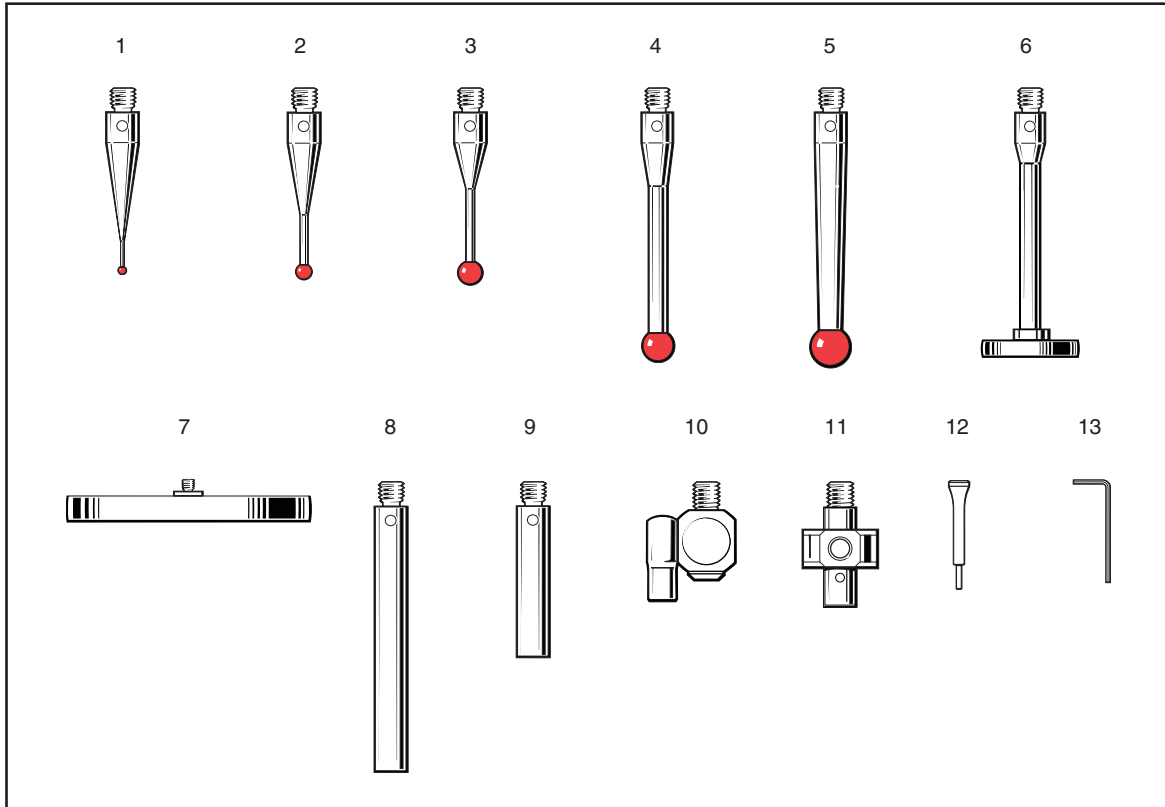
Position	Part number	Description
1	A-5003-7057	M3 STY D10R L25 EWL75 d4C/F
2	A-5004-7582	M2-M3 STYLUS TOOL
3	A-5003-7056	M3 STY D10R L100 EWL100 d4C/F
4	A-5003-7055	M3 STY D10R L150 EWL150 d4C/F
5	A-5004-7582	M2-M3 STYLUS TOOL
6	A-5003-7054	M3 STY D10R L200 EWL200 d4C/F
7	A-5003-0069	M3 STY D5R L50 EWL50 d2.5CER
8	A-5000-7630	M3 STY D5R L21 EWL21 d2.5SS

[www.renishaw.com](http://www.renishaw.com)

**Stylus kit for M3 probes**

A-6560-7523

Price: \$805



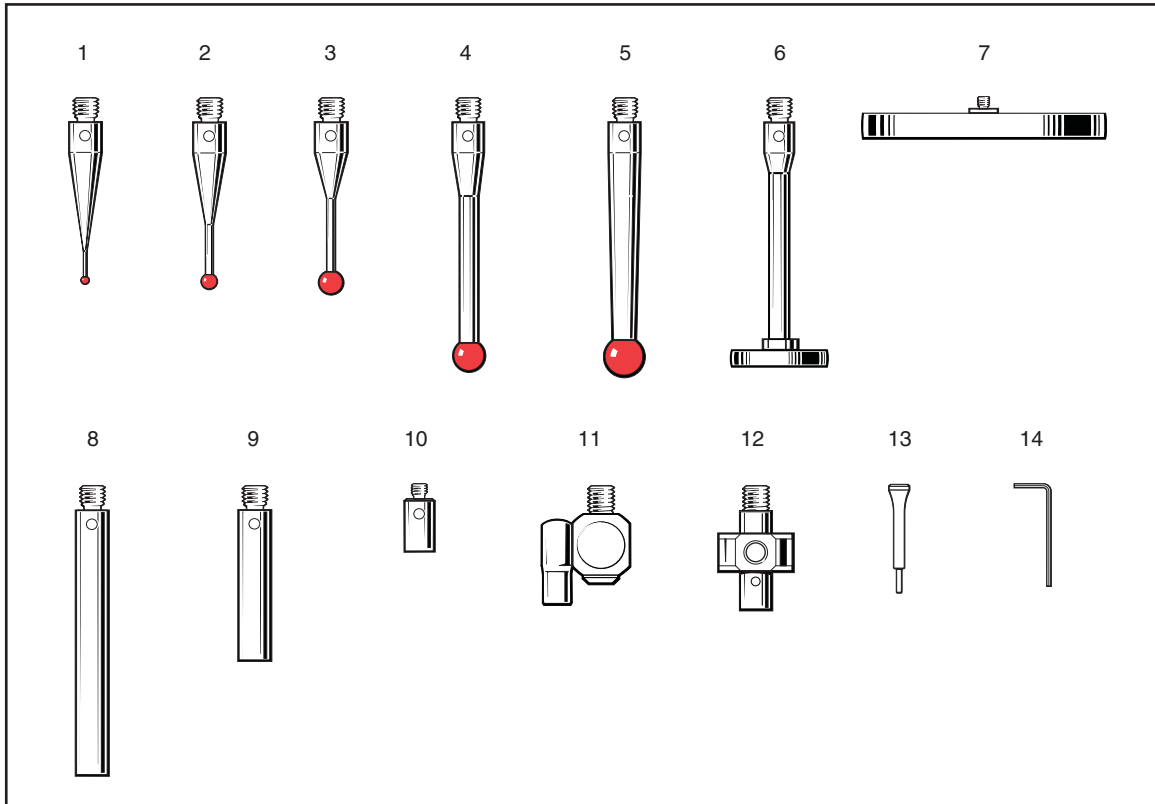
Position	Part number	Quantity	Description
1	A-5000-3551	1	M3 STY D1R L21 EWL4 d0.6SS
2	A-5000-3552	1	M3 STY D2R L21 EWL8 d1.4SS
3	A-5000-3553	1	M3 STY D3R L21 EWL12 d1.5SS
4	A-5000-3554	5	M3 STY D4R L31 EWL27 d2.5SS
5	A-5000-7648	1	M3 STY D5R L31 EWL31 d3.5SS
6	A-5000-3615	1	M3 DSC D12.7SLVS T2 L30.8 BR-N
7	A-5000-7669	1	M3 DSC D63.5CS T6 L4 BR-N
8	A-5004-7584	1	M3 EXT L35 d4SS
9	A-5004-7583	1	M3 EXT L20 d4SS
10	A-5000-7616	1	M3 ACC KNUCKLE OFFSET
11	A-5000-7610	1	M3 ACC Center 5WAY
12	A-5004-7582	2	M2-M3 STYLUS TOOL
13	P-TL01-0150	1	S3 HEX WRENCH 1.5 MM A/F
14	A-1041-7569	1	SA7 ADAPTOR (not pictured)
15	M-5000-3571	2	STYLUS SHANK ADAPTOR (not pictured)
16	A-1015-7650	1	TP1 STYLI BOX (not pictured)

# Stylus kits

## Stylus kit 102 for M3 probes



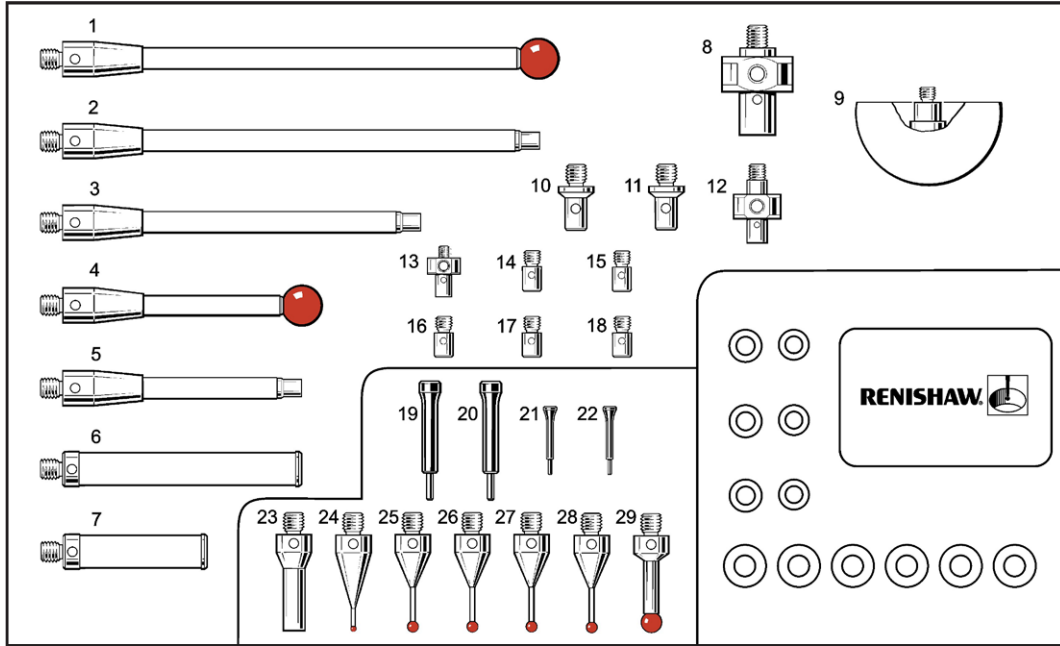
Price: \$1,209



Position	Part number	Quantity	Description
1	A-5000-3551	3	M3 STY D1R L21 EWL4 d0.6SS
2	A-5000-3552	5	M3 STY D2R L21 EWL8 d1.4SS
3	A-5000-3553	3	M3 STY D3R L21 EWL12 d1.5SS
4	A-5000-3554	7	M3 STY D4R L31 EWL27 d2.5SS
5	A-5000-7648	1	M3 STY D5R L31 EWL31 d3.5SS
6	A-5000-3615	1	M3 DSC D12.7SLVS T2 L30.8 BR-N
7	A-5000-7669	1	M3 DSC D63.5CS T6 L4 BR-N
8	A-5004-7584	2	M3 EXT L35 d4SS
9	A-5004-7583	2	M3 EXT L20 d4SS
10	A-5004-7593	1	M2-M3 EXT L7SS
11	A-5000-7616	1	M3 ACC KNUCKLE OFFSET
12	A-5000-7610	2	M3 ACC Center 5WAY
13	A-5004-7582	2	M2-M3 STYLUS TOOL
14	P-TL01-0150	1	S3 HEX WRENCH 1.5 MM A/F
15	A-1041-7569	1	SA7 ADAPTOR (not pictured)
16	M-5000-3571	2	STYLUS SHANK ADAPTOR (not pictured)
17	A-1015-7650	1	TP1 STYLUS BOX (not pictured)

**A-5000-7829 M4 stylus kit (TP7M use)**

**Price: \$1,614**

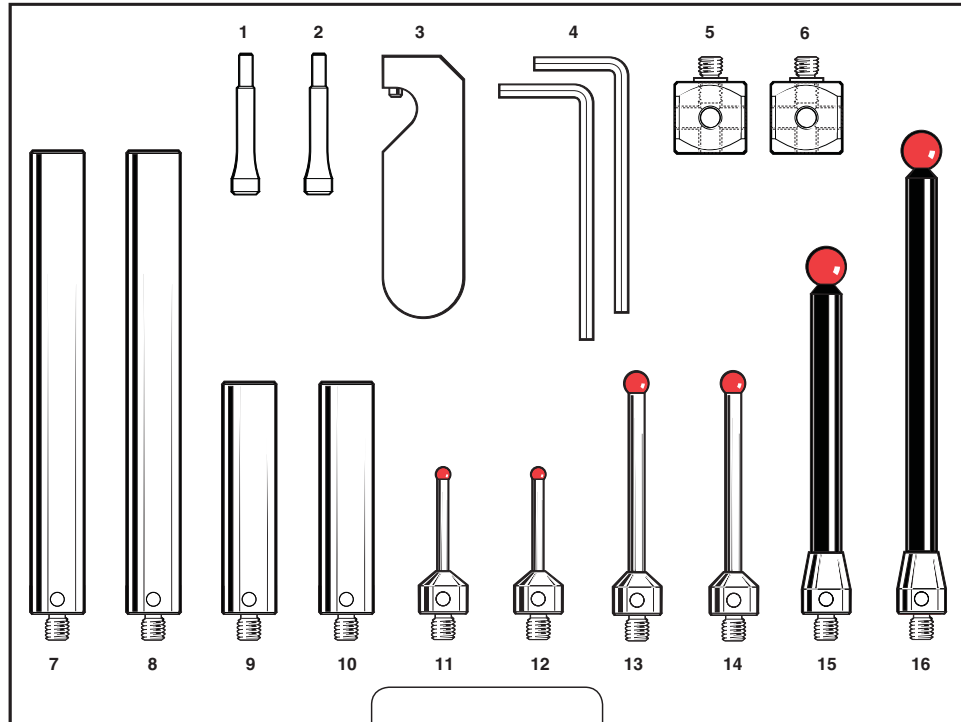


Position	Part number	Description
1	A-5000-7796	M4 STY D8R L100 EWL100 d4.5CE
2	A-5000-7753	M4-M3 EXT L100CE
3	A-5000-7752	M4-M3 EXT L75CE
4	A-5000-7795	M4 STY D8R L50 EWL50 d4.5CE
5	A-5000-7751	M4-M3 EXT L50C
6	A-5000-7755	M4 EXT L50 d7.4CE
7	A-5000-7754	M4 EXT L30 d7.4CE
8	A-5000-7792	M4 ACC Center 5WAY
9	A-5000-7814	M3 HEM D30CE
10-11	A-5004-7597	M4-M3 EXT L9SS
12	A-5000-7610	M3 ACC Center 5WAY
13	A-5000-3627	M2 ACC Center 5WAY
14-18	A-5004-7592	M3-M2 EXT L5SS
19-20	A-5004-7587	M4 STYLUS TOOL
21-22	A-5004-7582	M2-M3 STYLUS TOOL
23	A-5004-7596	M4-M3 EXT L20SS
24	A-5000-7545	M4 STY D1R L19.5 EWL4 d0.7SS
25-28	A-5000-7547	M4 STY D2R L19 EWL8 d1.4SS
29	A-5000-7551	M4 STY D4R L18 EWL13 d3SS

# Stylus kits

## A-5003-6168 M5 stylus kit SP80

Price: \$900

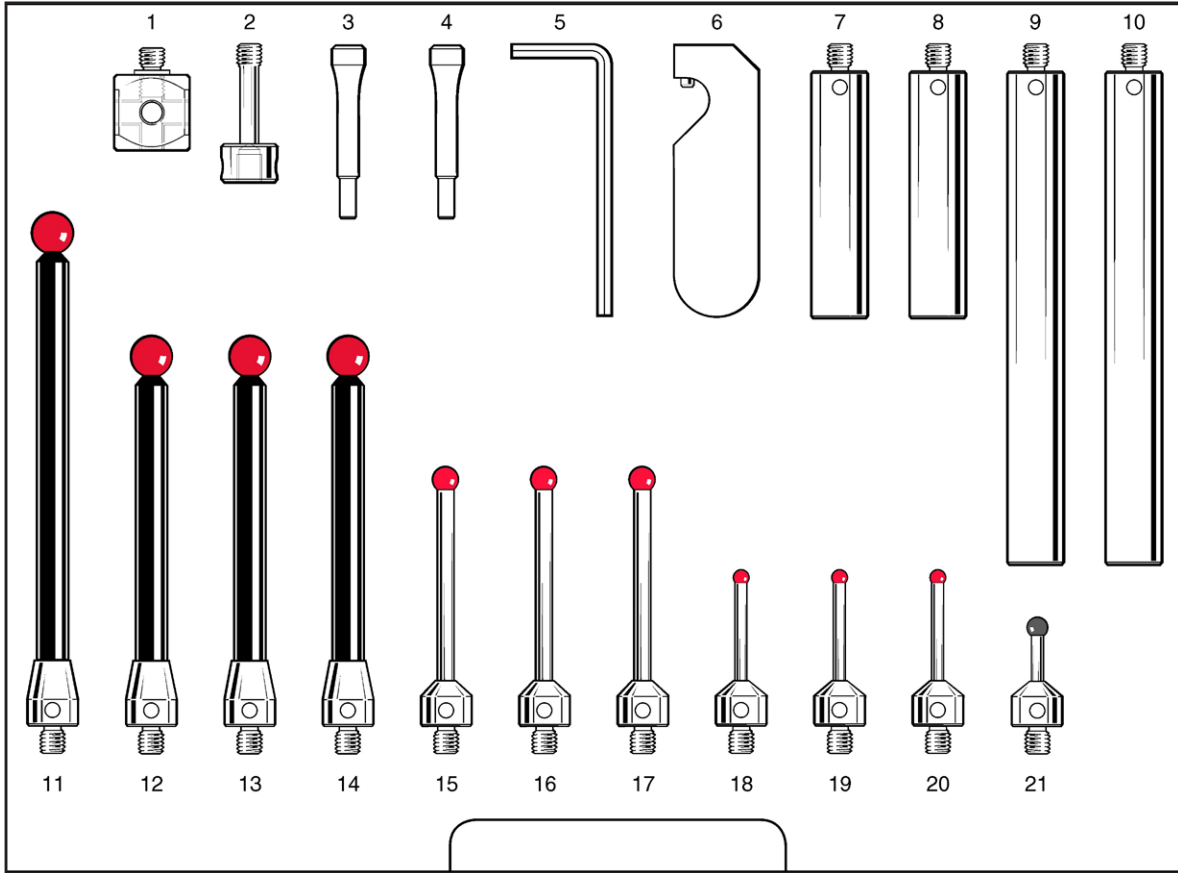


Position	Part number	Description
1-2	A-5004-7614	M5 STYLUS TOOL
3	A-5003-6134	M5 ACC D11 EXTENSION TOOL
4	P-TL01-0250	S3 HEX WRENCH 2.5 MM A/F
5-6	A-5555-0189	M5 ACC 15X15 CUBE
7-8	A-5555-0136	M5 EXT L100 d11SS
9-10	A-5555-0670	M5 EXT L50 d11SS
11-12	A-5003-5218	M5 STY D3R L30 EWL21 d2TC
13-14	A-5003-5236	M5 STY D5R L50 EWL41 d3TC
15	A-5003-5251	M5 STY D8R L75 EWL62 d6CF
16	A-5003-5262	M5 STY D8R L100 EWL87 d6CF



**A-5003-5911 M5 stylus kit - standard**

Price: \$1,236



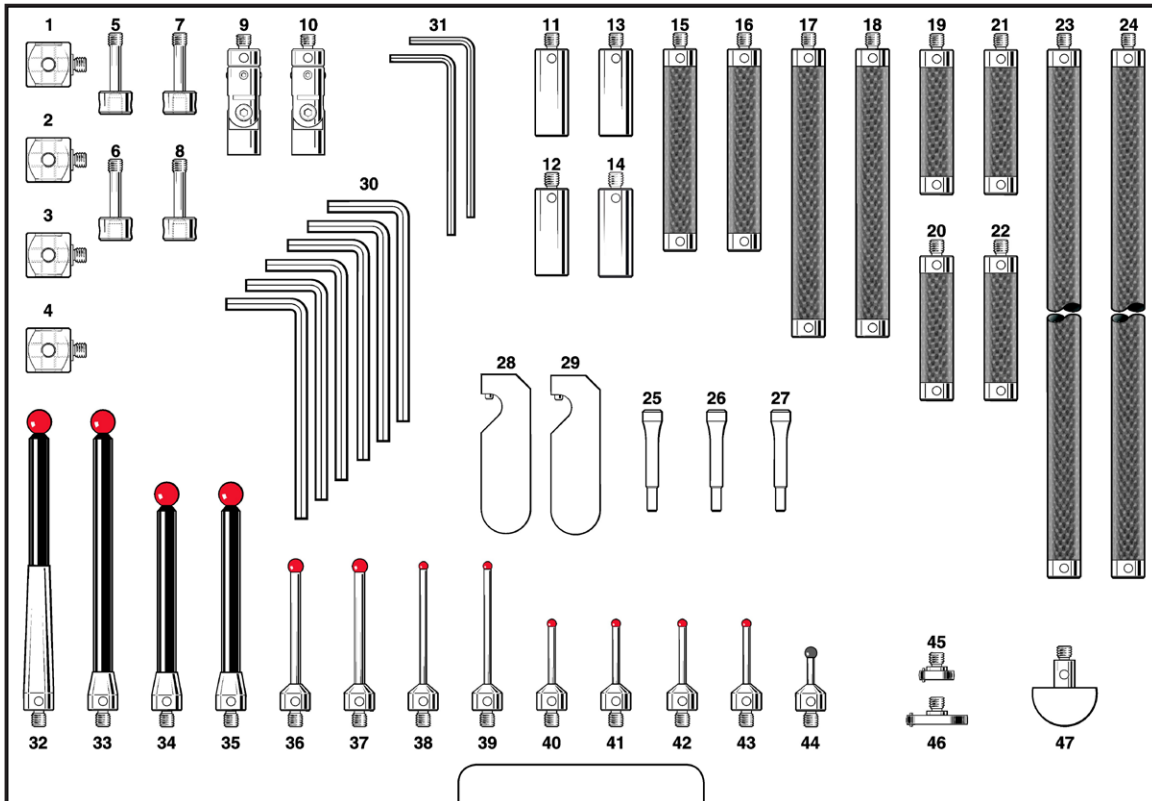
Position	Part number	Description
1	A-5555-0189	M5 ACC 15X15 CUBE
2	A-5003-5677	M5 ACC CUBE BOLT L28
3-4	A-5004-7614	M5 STYLUS TOOL
5	P-TL01-0250	S3 HEX WRENCH 2.5 MM A/F
6	A-5003-6134	M5 ACC D11 EXTENSION TOOL
7-8	A-5555-0670	M5 EXT L50 d11SS
9-10	A-5555-0136	M5 EXT L100 d11SS
11	A-5003-5262	M5 STY D8R L100 EWL87 d6CF
12-14	A-5003-5251	M5 STY D8R L75 EWL62 d6CF
15-17	A-5003-5236	M5 STY D5R L50 EWL41 d3TC
18-20	A-5003-5218	M5 STY D3R L30 EWL21 d2TC
21	A-5003-5733	M5 STY D4SN L20 EWL11 d2TC

# Stylus kits

## A-5003-5909 M5 stylus kit - comprehensive

Price: \$3,760

**RENISHAW**  
apply innovation™

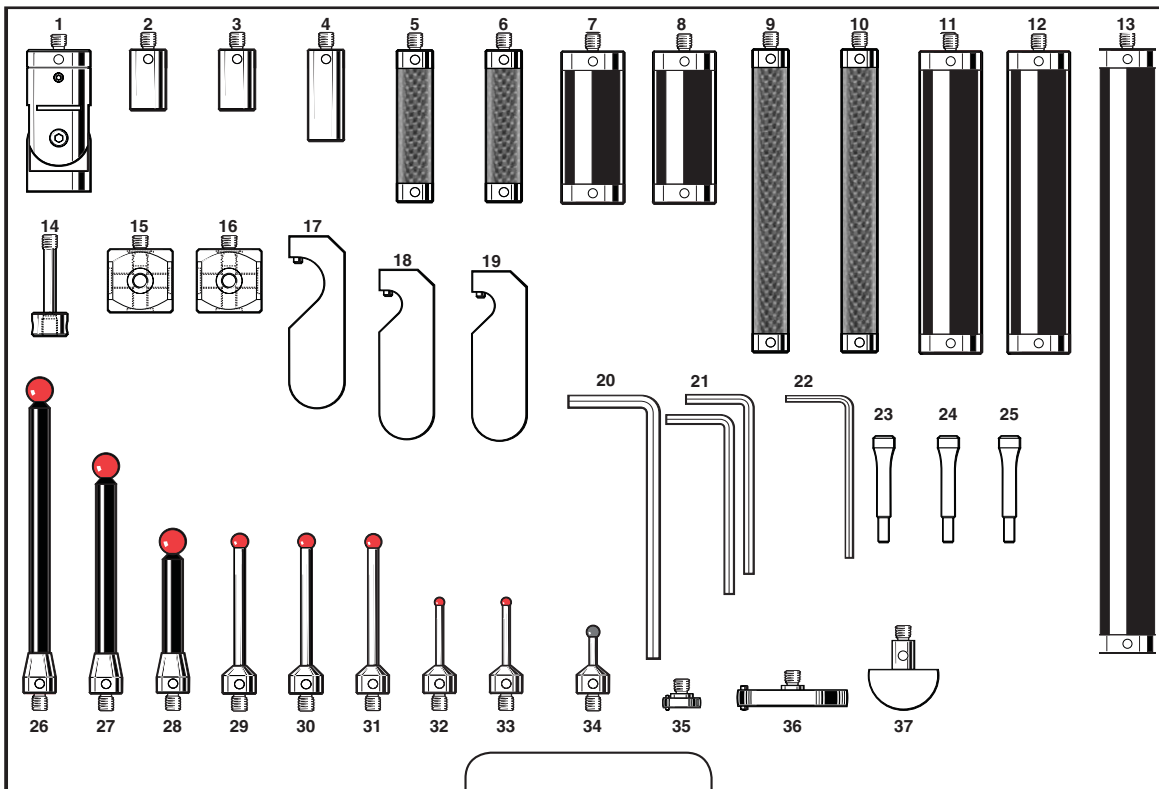


Position	Part number	Description
1-4	A-5555-0189	M5 ACC 15X15 CUBE
5-8	A-5003-5677	M5 ACC CUBE BOLT L28
9-10	A-5003-5278	M5 ACC KNUCKLE d11 ROTARY
11-14	A-5555-0669	M5 EXT L30 d11SS
15-16	A-5555-0623	M5 EXT L70 d11CF
17-18	A-5555-0652	M5 EXT L100 d11CF
19-22	A-5555-0648	M5 EXT L50 d11CF
23-24	A-5555-0654	M5 EXT L200 d11CF
25-27	A-5004-7614	M5 STYLUS TOOL
28-29	A-5003-6134	M5 ACC D11 EXTENSION TOOL
30	P-TL01-0250	S3 HEX WRENCH 2.5 MM A/F
31	P-TL01-0150	S3 HEX WRENCH 1.5 MM A/F
32	A-5003-5261	M5 STY D8R L100 EWL50 d6CF
33	A-5003-5262	M5 STY D8R L100 EWL87 d6CF
34-35	A-5003-5251	M5 STY D8R L75 EWL62 d6CF
36-37	A-5003-5236	M5 STY D5R L50 EWL41 d3TC
38-39	A-5003-5234	M5 STY D3R L50 EWL41 d2TC
40-43	A-5003-5218	M5 STY D3R L30 EWL21 d2TC
44	A-5003-5733	M5 STY D4SN L20 EWL11 d2TC
45	A-5003-5288	M5 DSC D12SLVS T3 L3 BR-Y5
46	A-5003-5289	M5 DSC D21SLVS T3 L3 BR-Y5
47	A-5003-5276	M5 HEM D22CE d7SS

www.renishaw.com

**A-5003-5910 M5 stylus kit - general purpose**

Price: \$2,575



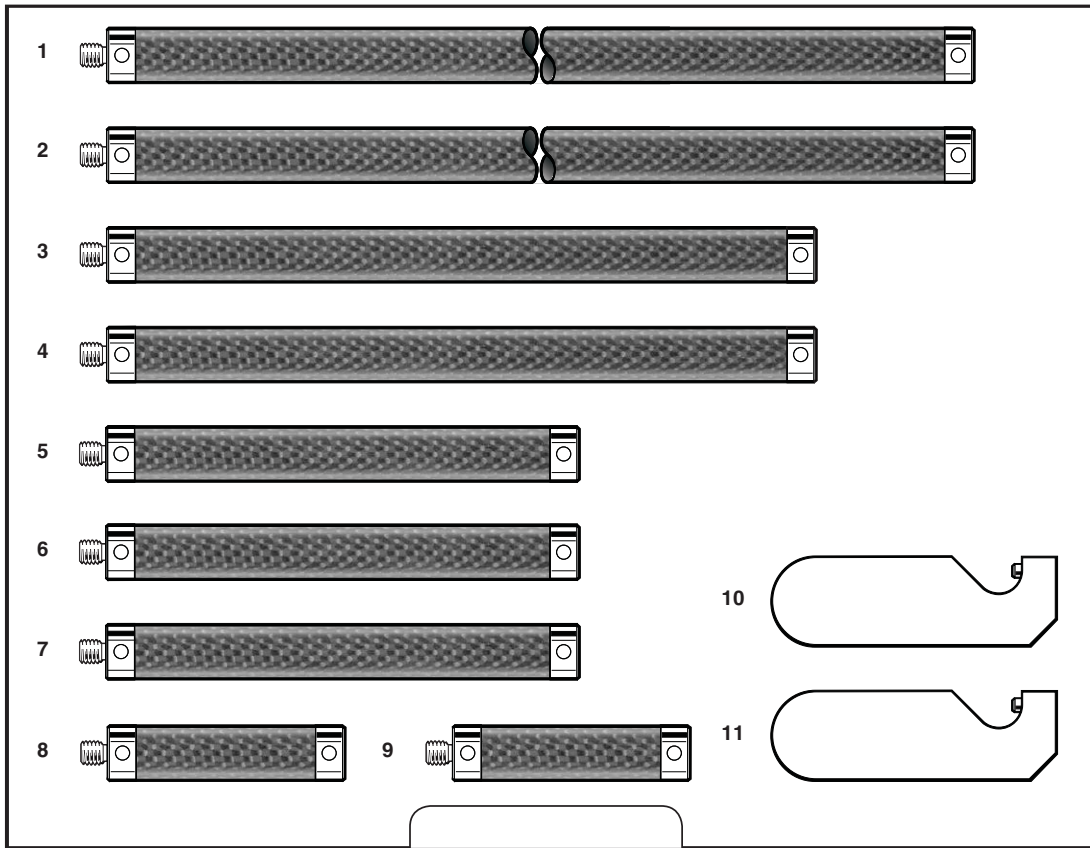
Position	Part number	Description
1	A-5003-5279	M5 ACC KNUCKLE d20 ROTARY
2-3	A-5555-0140	M5 EXT L20 d11SS
4	A-5555-0669	M5 EXT L30 d11SS
5-6	A-5555-0648	M5 EXT L50 d11CF
7-8	A-5555-0671	M5 EXT L50 d20AL
9-10	A-5555-0652	M5 EXT L100 d11CF
11-12	A-5555-0127	M5 EXT L100 d20AL
13	A-5555-0125	M5 EXT L200 d20AL
14	A-5003-5676	M5 ACC CUBE BOLT L33
15-16	A-5555-0190	M5 ACC 20X20 CUBE
17	A-5003-6135	M5 ACC D20 EXTENSION TOOL
18-19	A-5003-6134	M5 ACC D11 EXTENSION TOOL
20	P-TL01-0300	S3 HEX WRENCH 3.0 MM A/F
21	P-TL01-0250	S3 HEX WRENCH 2.5 MM A/F
22	P-TL01-0150	S3 HEX WRENCH 1.5 MM A/F
23-25	A-5004-7614	M5 STYLUS TOOL
26	A-5003-5262	M5 STY D8R L100 EWL87 d6CF
27	A-5003-5251	M5 STY D8R L75 EWL62 d6CF
28	A-5003-5238	M5 STY D8R L50 EWL37 d6CF
29-31	A-5003-5236	M5 STY D5R L50 EWL41 d3TC
32-33	A-5003-5218	M5 STY D3R L30 EWL21 d2TC
34	A-5003-5733	M5 STY D4SN L20 EWL11 d2TC
35	A-5003-5288	M5 DSC D12SLVS T3 L3 BR-Y5
36	A-5003-5290	M5 DSC D35SLVS T5 L4 BR-Y8
37	A-5003-5276	M5 HEM D22CE d7SS

# Stylus kits

## A-5003-5912 M5 stylus extension kit - 11 mm



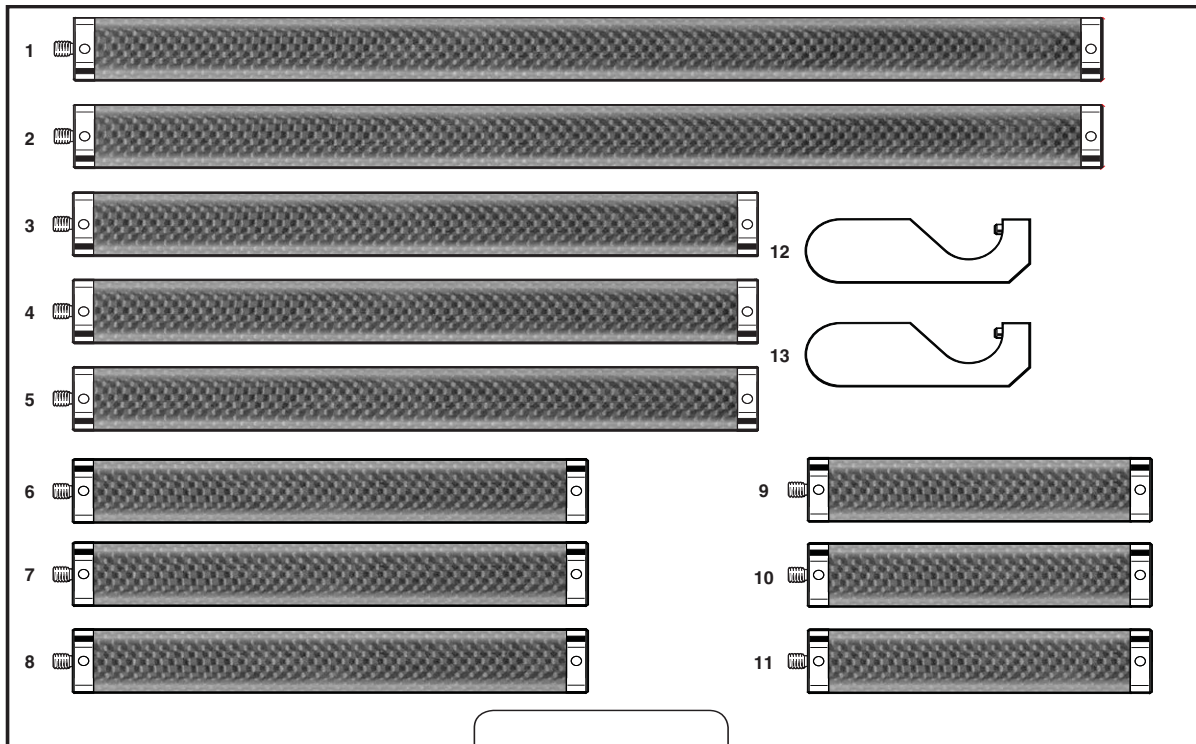
Price: \$1,475



Position	Part number	Description
1-2	A-5555-0654	M5 EXT L200 d11CF
3-4	A-5555-0424	M5 EXT L150 d11CF
5-7	A-5555-0652	M5 EXT L100 d11CF
8-9	A-5555-0648	M5 EXT L50 d11CF
10-11	A-5003-6134	M5 ACC D11 EXTENSION TOOL

**A-5003-5913 M5 stylus extension kit - 20 mm**

**Price: \$2,065**

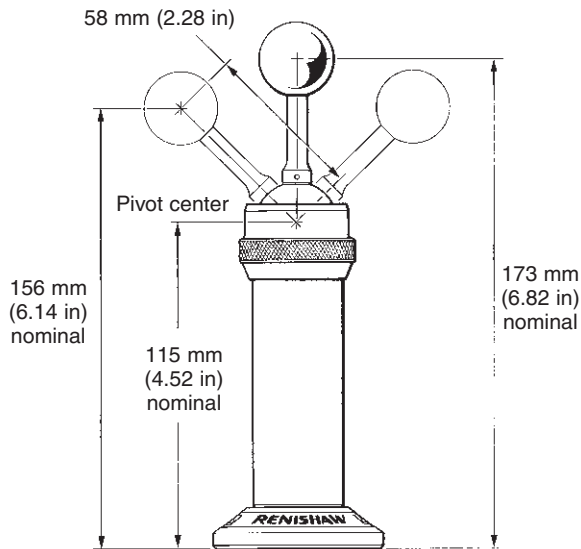


Position	Part number	Description
1-2	A-5555-0664	M5 EXT L300 d20CF
3-5	A-5555-0663	M5 EXT L200 d20CF
6-8	A-5555-0661	M5 EXT L150 d20CF
9-11	A-5555-0659	M5 EXT L100 d20CF
12-13	A-5003-6135	M5 ACC D20 EXTENSION TOOL

## Accessories

### Datum balls

Datum spheres are made from hard-wearing tungsten carbide and come supplied with individual certificates stating ball diameter and roundness. All sphere measurements are performed on equipment traceable to UK (NPL) standards. Grade 3 sphericity balls are used.



Datum sphere kit	Part number	Price
Ø12 mm datum ball	A-1034-0028	\$545
Ø19 mm datum ball	A-1034-0027	\$545
Ø25 mm datum ball	A-1034-0026	\$545
Ø¾ in datum ball	A-1034-0031	\$545
Ø1 in datum ball	A-1034-0035	\$545

**Fixing stud – a fixing stud is required with each kit to attach the pillar to the table surface**

Thread size	Part number	Price
M6 x 1	A-1034-0352	\$27
M8 x 1.25	A-1034-0351	\$27
M10 x 1.5	A-1034-0350	\$27
5/16 - 18 x UNC	A-1034-0354	\$27
3/8 - 16 x UNC	A-1034-0353	\$27

#### Optional extras

Datum ball	Part number	Price
Ø12 mm	A-1034-0005	\$335
Ø19 mm	A-1034-0023	\$335
Ø25 mm	A-1034-0002	\$335
Ø¾ in	A-1034-0032	\$335
Ø1 in	A-1034-0036	\$335

Adaptors/extension	Part number	Price
2 way adaptor	A-1034-0356	\$82
3 way adaptor	A-1034-0357	\$186
Pillar extension 75 mm (2.96 in) long	A-1034-0355	\$82

### Gram gage

The gram gage allows the optimum trigger force to be set to maximize probe performance on all standard Renishaw touch trigger probes.

**Part number:** P-GA01-0001

**Price:** \$399



Overall length	95 mm
Needle length	41 mm
Depth	27 mm
Width	43 mm
Range	4 gram to 35 gram range with 1 gram graduations

# Custom stylus fax back form

## Fax to: (847) 286 9974

Please fill in your stylus requirements in the space provided and fax back to us. Our design team will carry out a feasibility study and present you with a solution to your application problem.

Thread size	Length	EWL	Ball diameter	Ball material	Stem material	Quantity required

Thread size	Length	EWL	Cylinder diameter	Cylinder material	Quantity required

Thread size	Length	Disk diameter	Disk thickness	Disk material	Disk roller Y or N?	Quantity required

**Notes**

Probe head: \_\_\_\_\_ Probing orientation: \_\_\_\_\_

Application (what are you measuring?) \_\_\_\_\_

\_\_\_\_\_


Company name: \_\_\_\_\_ Date: \_\_\_\_\_

Address: \_\_\_\_\_

\_\_\_\_\_ Telephone: \_\_\_\_\_

Contact name: \_\_\_\_\_ Fax: \_\_\_\_\_

Department: \_\_\_\_\_ Email: \_\_\_\_\_





# Repair services



# Renishaw repair services

## Services offered

### Repair

Your product is repaired to factory performance specifications, and carries a 3-month warranty.

### Repair By Exchange (RBE)

Your product is replaced by a refurbished or as new product, shipped to you once we have received your failed product.

RBEs carry a 6-month warranty.

### Advance RBE

Your product is replaced by a refurbished or as new product, shipped to you on the same day that you report a fault. Advance RBEs carry a 6-month warranty.

### Replace new

Your product is replaced by a new product, carrying a new factory warranty.

### Please note:

The services offered on each product vary – please consult the detailed list that follows.

On Advance RBE, in order to get you a replacement product as soon as possible, it is necessary to charge a small additional premium on top of the price of the product to cover additional administration.

Available repair services for Specials are quoted per job.

All the following prices are for guidance only. When units are received with excessive wear and tear, or obsolete product is returned for repair, Renishaw reserves the right to quote a different service/replacement charge.

## Advance replacements

Advance replacement is a Renishaw premium service aimed at minimizing your downtime. This service is only available on products where a Repair By Exchange (RBE) service is offered. Through this service we ship an RBE in advance of receipt of your inoperative product.

Please note:

- 1) A \$100 charge applies to each advance replacement.
- 2) Your inoperative product must be returned to Renishaw within 14 working days of receipt of the advance replacement.
- 3) Failure to do so will result in an issuance of a non-return invoice in the amount of the difference between the RBE price and the new list price.
- 4) Return of your inoperative product after the issuance of the non-return invoice will not result in a credit of the non-return invoice, and your inoperative product will be returned to you.
- 5) Advance replacements sent out under a warranty claim will not be credited if the returned product is damaged, or no fault is found with the returned product.
- 6) Returns of advance replacements will be accepted if:
  - a) they are returned unused, and in the original packaging, within ten working days of invoice date, and
  - b) the return has been pre-approved by Renishaw through the issuance of a Return Goods Authorization (RGA) number, and
  - c) the return passes Renishaw inspection, and
  - d) a re-stocking fee of \$100 or 20% is applied, whichever is the greater.

## Coordinate Measuring Machine products

### Manual probe heads

Description	Check and test	Repair	Repair by exchange	RBE part number
MH20	\$105	N/A	\$1,150	A-4043-0024-RBE
MH20i	\$105	N/A	\$1,465	A-4099-0022-RBE
MH8	\$105	N/A	\$798	A-1332-0002-RBE
MIH	\$236	N/A	\$2,074	A-1070-0003-RBE
PH1	\$105	N/A	\$578	A-1049-1795-RBE
PH5	\$105	N/A	N/A	Replace at new list price
PH6	\$105	N/A	N/A	Replace at new list price

### Motorized and servo positioning heads

Description	Check and test	Calibration	Minor repair	Major repair	Repair by exchange	RBE part number
REVO®	N/A				Call for upgrade options	
REVO2	\$504				\$10,868	A-5759-0001-RBE
PH20	\$504				\$4,331	A-5669-0001-RBE
PH9/PH9A	Obsolete				Call for upgrade options to PH10 system	
PH10M	\$504	\$625	\$1,150	\$2,457	\$5,376	A-1025-6050-RBE
PH10MQ	\$504	\$625	\$1,150	\$2,457	\$5,376	A-1036-6001-RBE
PH10T	\$504	\$625	\$1,150	\$2,457	\$5,376	A-1025-7526-RBE
PH10M Plus	\$504	\$625	\$1,150	\$2,457	\$5,376	A-5863-1000-RBE
PH10T Plus	\$504	\$625	\$1,150	\$2,457	\$5,376	A-5863-2000-RBE
PH10MQ Plus	\$504	\$625	\$1,150	\$2,457	\$5,376	A-5863-3000-RBE
<b>Description</b>					<b>Repair by exchange</b>	<b>RBE part number</b>
PHS-2 RBE					\$13,244	A-5795-0001-RBE
PHS					Call for upgrade options to PHS-2	

### Controllers

Description	Calibration	Repair	Repair by exchange	RBE part number
ACC2 (upgrade to ACC2-3)	N/A	N/A	\$1,166	A-6299-0100-RBE
ACC2-2 (upgrade to ACC2-3)	N/A	N/A	\$1,166	A-6299-0100-RBE
ACC2-3	N/A	M/A	\$1,166	A-6299-0100-RBE
PHC9/RS232	Obsolete		Call for upgrade options to PH10 system	
PHC9/IEEE	Obsolete		Call for upgrade options to PH10 system	
PHC10/RS232 (upgrade to PHC10-3 Plus)	N/A	N/A	\$1,166	A-5863-0100-RBE
PHC10-2/RS232 (upgrade to PHC10-3 Plus)	N/A	N/A	\$1,166	A-5863-0100-RBE
PHC10-3 Plus	\$295	N/A	\$1,166	A-5863-0100-RBE

### Probes

Description	Price	Repair	Repair by exchange	RBE part number
Probe recertification (check and test)	\$105			
<b>Description</b>		<b>Repair</b>	<b>Repair by exchange</b>	<b>RBE part number</b>
SP25M probe body		N/A	\$1,832	A-2237-1000-RBE
SM25-1 module		N/A	\$1,307	A-2237-1111-RBE
SM25-2 module		N/A	\$1,307	A-2237-1112-RBE
SM252-U module		N/A	\$1,307	A-2237-1122-RBE
SM25-3 module		N/A	\$1,307	A-2237-1113-RBE
SM25-4 module		N/A	\$1,491	A-2237-1114-RBE
SM25-5 module		N/A	\$1,953	A-2237-1115-RBE
TM25-20 module		N/A	\$725	A-2237-1200-RBE
SP600M		N/A	\$4,326	A-2098-0104-RBE
TP1S		N/A	\$971	A-1041-7540-RBE
TP1SM		N/A	\$971	A-1041-7541-RBE

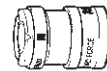
## Repair services

### Probes continued

Description	Repair	Repair by exchange	RBE part number
TP2-5W	N/A	\$977	A-1042-1890-RBE
TP6	N/A	\$971	A-1039-0001-RBE
TP6A	N/A	\$971	A-1039-0028-RBE
TP7M	N/A	\$1,355	A-1073-0121-RBE
TPES	N/A	\$767	A-1311-0033-RBE
TP20 low force probe module only	N/A	\$945	A-1371-0392-RBE
TP20 standard force probe module only	N/A	\$945	A-1371-0270-RBE
TP20 medium force probe module only	N/A	\$945	A-1371-0271-RBE
TP20 extended force probe module only	N/A	\$945	A-1371-0272-RBE
TP20 6-way probe module only	N/A	\$1,050	A-1371-0419-RBE
EM1 TP20 extension module	N/A	\$1,050	A-1371-0430-RBE
EM2 TP20 extension module	N/A	\$1,050	A-1371-0431-RBE
TP20 body only	N/A	\$725	A-1371-0275-RBE
TP20 body (non-inhibit)	N/A	\$725	A-1371-0636-RBE



TP200 stylus module	N/A	N/A	Replace at new list price
TP200 probe sensor	N/A	\$1,155	A-1207-0020-RBE
TP200B probe sensor	N/A	\$1,155	A-1207-0046-RBE



Description	Check and test	Repair by exchange	RBE part number
SP80	\$152	\$5,313	A-2238-0101-RBE
SP80H	\$152	\$5,313	A-2238-0414-RBE

### Interfaces

Description	Repair	Repair by exchange	RBE part number
PI7-3	N/A	N/A	Replace at new list price
PI200-3	N/A	N/A	Replace at new list price

### Machine checking gage

Description	Calibration
Small checking gage set (includes arms, pivot and stylus; excludes needed replacement items)	\$460
Large checking gage set (includes arms, pivot and stylus; excludes needed replacement items)	\$503

(The machine checking gage is sent to the UK for calibration.)

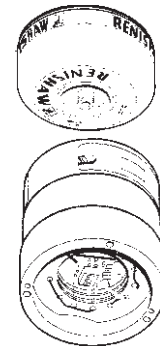
### Changing systems

Description	Calibration	Minor repair	Major repair	Repair by exchange	RBE part number
ACR1	\$473	\$956	\$2,040	\$5,303	A-1051-4000-RBE
ACR2	N/A	N/A	N/A	N/A	Replace at new list price
ACR3	N/A	\$425 (port replacement only)	N/A	\$3,071	A-5036-0005-RBE
FCR25	N/A	\$378 (port replacement only)	N/A	\$730	A-2237-1401-RBE
(for use with MRS)					
FCR25-L3	N/A	\$378 (port replacement only)	N/A	\$1,092	A-2237-1403-RBE
MCR20	N/A	\$462 (port replacement only)	N/A	\$1,150	A-1371-0163-RBE
SCR600	N/A	N/A	N/A	\$2,168	A-2098-0724-RBE
SCR200	N/A	\$1,220 (port replacement only)	N/A	\$2,168	A-1085-0370-RBE

## Machine Tool products

### Inspection probes for machining centers

Description	Price			
Recertification (check and test)	\$105			
Description	Repair	Repair by exchange	RBE part number	
CP1 probe	Obsolete	Call for upgrade options		
MP1/R probe	Obsolete	Call for upgrade options		
MP1/S probe	Obsolete	Call for upgrade options		
MP3 probe	N/A	\$824	A-2053-5358-RBE	
MP3 wide angle OMP short arm	Obsolete	Call for upgrade options		
MP3 wide angle OMP long arm	Obsolete	Call for upgrade options		
MP3 360° OMP	Obsolete	Call for upgrade options		
MP12 probe	Obsolete	Call for upgrade options		
MP16 (RMP2)	N/A	Call for upgrade options		
MP15	N/A	\$924	A-2116-0621-RBE	
MP15F	N/A	\$924	A-2116-0685-RBE	
MP700 probe module	Obsolete	Call for upgrade options		
MP700 OMP 35°	Obsolete	Call for upgrade options		
MP700 OMP 70°	Obsolete	Call for upgrade options		
OMP40	N/A	\$1,271	Legacy: A-4071-0001-RBE Modulated: A-4071-2001-RBE	
OMP400	N/A	\$1,806	Legacy: A-5069-0001-RBE Modulated: A-5069-2001-RBE	
OMP60	N/A	\$1,271	Legacy: A-4038-0001-RBE Modulated: A-4038-2001-RBE	
OMP600	N/A	\$1,733	A-5180-2001-RBE	
RMP40	N/A	\$1,622	A-5480-0001-RBE	
RMP60	Obsolete	N/A	Replace with A-5742-0001-RBE	
RMP60Q	N/A	\$1,691	A-5742-0001-RBE	
RMP60MQ transmission module	N/A	\$1,013	A-5742-1003-RBE	
RMP600	N/A	\$2,027	A-5312-0001-RBE	
OMP60M/RMP60M probe module	N/A	\$956	A-4038-1002-RBE	
OMP60M transmission module	N/A	\$788	A-4038-1003-RBE	
Description	Check test	Repair by exchange	RBE part number	
MSP80 rear exit	\$452	\$13,125	A-2238-1255-RBE	
MSP80 side exit	\$452	\$13,125	A-2238-1270-RBE	



## Repair services

### Tool setting probes for machining centers

Description	Repair	Upgrade	Upgrade part number
MP4 side exit (obsolete, upgrade to TS34 side exit)	N/A	\$2,406	RI-2197-3000
MP4 rear exit (obsolete, upgrade to TS34 rear exit)	N/A	\$2,406	RI-2197-2100
MP6 base only	N/A	N/A	Replace at new list price

Description	Rewire	Repair by exchange	RBE part number
TS27R	\$221	\$935	A-2008-0368-RBE
TS34 rear exit	N/A	\$1,066	A-2197-2100-RBE
TS34 side exit	N/A	\$1,066	A-2197-3000-RBE

Description	Repair	Repair by exchange	RBE part number
NC4 generic TX (separate – no access panel)	N/A	\$1,108	A-4114-5200-RBE
NC4 generic RX (separate – no access panel)	N/A	\$1,108	A-4114-5300-RBE
NC4 TX (separate with connector – no access panel)	N/A	\$1,108	A-4114-2345-RBE
NC4 RX (separate with connector – no access panel)	N/A	\$1,108	A-4114-2346-RBE
NC4F95 compact	N/A	N/A	Call for replacement options
NC4F115 compact	N/A	N/A	Call for replacement options
NC4F145 compact	N/A	N/A	Call for replacement options
NC4F230 compact	N/A	N/A	Call for replacement options
NC4F300 compact	N/A	N/A	Call for replacement options
NC4F300 modular	N/A	N/A	Call for replacement options
NC4+ F115 IAB H31 with integral cable	N/A	\$2,310	A-6270-2000-RBE
NC4+ F145 IAB H31 with integral cable	N/A	\$2,310	A-6270-2200-RBE
NC4+ F145 IAB H31 with connector	N/A	\$2,310	A-6270-2210-RBE
NC4 F230 IAB H31 with integral cable	N/A	\$2,310	A-6270-2400-RBE
NC4 F300 IAB H31 with integral cable	N/A	\$2,310	A-6270-2600-RBE
NC4 F300 IAB H50 with integral cable	N/A	\$2,310	A-6270-2700-RBE
NCPCB	N/A	N/A	Replace at new list price
OTS	N/A	\$1,050	A-5401-2001-RBE
OTS (AA)	N/A	\$1,134	A-5514-2001-RBE
TRS2	N/A	\$709	A-5450-0400-RBE
RTS	N/A	\$1,722	A-5646-0001-RBE

## Inspection probes for turning centers

Description	Repair	Repair by exchange	RBE part number
LP2 probe	N/A	\$835	A-2063-6098-RBE
LP2DD probe	N/A	\$835	A-2063-8020-RBE
LP2H probe	N/A	\$835	A-2064-0002-RBE
LTO2	Obsolete	Call for upgrade options	
LTO2S	Obsolete	Call for upgrade options	
LTO2T (25 mm shank)	Obsolete	Call for upgrade options	
LTO2T (1 in shank)	Obsolete	Call for upgrade options	
LTO3T (25 mm shank)	Obsolete	Call for upgrade options	
LTO3T (1 in shank)	Obsolete	Call for upgrade options	
MP250	N/A	\$1,134	A-5500-1600-RBE
OLP40	N/A	\$1,265	A-5625-2001-RBE
OMP40M	N/A	\$809	A-5626-2001-RBE
RLP40	N/A	\$1,733	A-5627-0001-RBE
RMP40M	N/A	\$1,013	A-5628-0001-RBE

## Tool setting arms

Description	Repair	Repair by exchange	RBE part number
HPRA 6 in with RP3	N/A	\$1,617	A-2176-0691-RBE
HPRA 8 in with RP3	N/A	\$1,617	A-2176-0692-RBE
HPRA 10 in with RP3	N/A	\$1,617	A-2176-0693-RBE
HPRA 12 in with RP3	N/A	\$1,617	A-2176-0694-RBE
HPRA 15 in with RP3	N/A	\$1,617	A-2176-0695-RBE
HPRA 18 in with RP3	N/A	\$1,617	A-2176-0697-RBE
HPRA 24 in with RP3	N/A	\$1,617	A-2176-0698-RBE
HPPA 6 in rear exit with RP3	N/A	\$1,911	A-2275-0230-RBE
HPPA 8 in rear exit with RP3	N/A	\$1,911	A-2275-0231-RBE
HPPA 10 in rear exit with RP3	N/A	\$1,911	A-2275-0232-RBE
HPPA 12 in rear exit with RP3	N/A	\$1,911	A-2275-0233-RBE
HPPA 15 in rear exit with RP3	N/A	\$1,911	A-2275-0234-RBE
HPPA 18 in rear exit with RP3	N/A	\$1,911	A-2275-0235-RBE
HPMA 6 in rear exit with RP3	N/A	\$2,153	A-2181-0645-RBE
HPMA 8 in rear exit with RP3	N/A	\$2,153	A-2181-0646-RBE
HPMA 10 in rear exit with RP3	N/A	\$2,153	A-2181-0647-RBE
HPMA 12 in rear exit with RP3	N/A	\$2,153	A-2181-0648-RBE
HPMA 15 in rear exit with RP3	N/A	\$2,153	A-2181-0649-RBE
HPMA 18 in rear exit with RP3	N/A	\$2,153	A-2181-0650-RBE
HPMA 24 in rear exit with RP3	N/A	\$2,153	A-2181-0651-RBE
HPGA (side exit)	N/A	\$2,084	A-5616-0352-RBE

## Repair services

### Tool setting probes for turning centers

Description	Repair	Repair by exchange	RBE part number
RP1 probe	N/A	\$803	A-2154-0007-RBE
RP2 probe	N/A	\$803	A-2116-0149-RBE
RP3 probe	N/A	\$803	A-2197-0049-RBE
TS20 probe	N/A	N/A	Replace at new list price

### Interfaces, receivers and inductive systems

Description	Repair	Repair by exchange	RBE part number
HSI	N/A	N/A	Replace at new list price
IMM (inductive module machine)	N/A	N/A	Obsolete – call for upgrade options
IMP (inductive module probe) assembly	N/A	N/A	Obsolete – call for upgrade options
MI5	N/A	N/A	Obsolete – call for upgrade options
MI8	N/A	N/A	Obsolete – replace with HSI interface at list price
MI12	N/A	N/A	Obsolete – call for upgrade options
NCi interface	N/A	N/A	Replace at new list price
OMI	N/A		Obsolete – call for upgrade options
OMI-2	N/A	\$887	A-5191-0050-RBE
OMI-2T	N/A	\$887	A-5439-0050-RBE
OMM	N/A		Obsolete – call for upgrade options
OMM-2	N/A	\$709	A-5492-0051-RBE
RMI	N/A	\$1,050	Replace with A-5687-0050-RBE
RMI-Q	N/A	\$1,050	A-5687-0050-RBE
SSR converter board	N/A	N/A	Obsolete – replace with HSI interface at list price
TSi interface	N/A	N/A	Replace at new list price

### Gauging systems

Description	Repair	Repair by exchange	RBE part number
Equator™ 300 machine	\$7,700	\$10,973	A-5504-0040-RBE
Equator™ 300 extended height machine	\$7,700	\$11,550	A-5504-0050-RBE
Equator™ controller	N/A	\$3,300	A-5696-0101-RBE
SP25M body	N/A	\$1,832	A-2237-1000-RBE
SM25-2 module	N/A	\$1,307	A-2237-1112-RBE
Equator™ 500 machine		Call for repair options and pricing	



## Calibration systems

Renishaw recommends the following calibration frequencies:	XM-60	Every 1-2 years
	ML10/ML10X/XL-80	Every 2-3 years
	EC10/XC-80	Every 12 months
	Ballbar	Every 12 months
	RX10	Every 2-3 years
	XR20	Every 1-3 years
	XK10	Every 2 years
Check and test		\$330

## Repair prices

Description	Repair	Repair by exchange
XC-80	\$2,275	N/A
XL-80	\$2,275	N/A
XL-80 tripod	\$395	N/A
XR20**	\$4,105	N/A
RX10	\$6,860	N/A
QC10 ballbar (mechanical assembly only)	Call for upgrade options	N/A
QC20 (mechanical assembly only)	N/A	\$3,375
XK10	Call for pricing	Call for pricing
XM-60	Call for pricing	N/A

## Calibration prices

	Standard calibration	Express calibration
QC20 (includes calibrator)	\$860	\$975
QC10 (includes calibrator)	\$860	\$975
50 m calibrator (glass only)	\$295	\$410
50 mm calibrator kit for QC20	\$425	\$540
50 mm calibrator kit for QC10	\$690	\$805
300 mm calibrator (glass only)	\$330	\$445
XC-80 *	\$1,090	\$1,235
XL-80	\$1,090	\$1,235
ML10/ML10X	\$1,090	\$1,235
EC10 *	\$1,090	\$1,235
XM-60/XM-600	\$4,340	N/A
XK10	\$3,145	N/A
RX10	\$1,700	N/A
XR20**	\$1,510	N/A
Copy of calibration certificate	\$145	

\* Price includes one air sensor and up to three material sensors. Each additional sensor \$290. Please send in your sensors with your EC10 and XC-80.

\*\* XR20 must be shipped in proper packaging. Failure to do so could damage unit and delay return after service. Alternative packaging solutions other than the XR20 case are available for purchase which provide protection for your unit and save transport costs. XR20W-CAL-BOX is an economic and safe alternative to shipping XR20 in its case. The packaging is reusable and can be purchased for \$75.

A “standard” calibration will take a maximum of five working days and an “express” calibration will take a maximum of two working days. Express calibrations must be scheduled by calling the Renishaw Service Center at: 847/286-9953 extension 62123.

Ballbar calibration includes ballbar and calibrator calibration, and replacement of ball and mount assembly, center cup assembly, center ball assembly, and tool cup assembly. A new cleaning kit will also be supplied.

Traceable calibration certificates will be issued at the time of calibration and enclosed with the returned units.

## Repair services

### Replacement parts

Description	Part number	Price
ACR1/ACR3 short port replacement kit	A-5036-0049	\$299
ACR1 long port replacement kit	A-1051-7077	\$289
ACR1 mixed port replacement kit	A-1051-7076	\$289
MP3/MP6 probe outer diaphragm kit	A-2053-8156	\$105
LP2 service kit	A-2063-7542	\$84
Ballbar center cup assembly	A-8014-0522	\$195
Ballbar center ball assembly	A-8014-0141	\$172
Ballbar magnetic tool cup	A-8014-0521	\$155
Transducer ball	A-8014-0182	\$172
Ballbar cleaning kit	A-8014-0423	\$23
Ballbar service kit	A-8014-0786	\$555
OMP40 pull-up cone assembly	A-4071-0094	\$45
OMP40 round battery cap with seal	A-4071-0096	\$105
OMP40 rectangular battery cassette	A-4071-1166	\$142
OMP40/OMP60/RMP60 battery cassette seal	A-4038-0301	\$32
OMP60/RMP60 battery cassette	A-4038-0300	\$214
OMP60/RMP60 outer diaphragm kit	A-4038-0302	\$83
OMP60/RMP60 shank switch bobbin	A-4038-0303	\$194
OMP60/RMP60 new type shank switch	A-4038-0177	\$190
OMP60/RMP60 cone puller kit	A-4038-CONE-KIT	\$38
OLP40/RLP40 eyelid service kit	A-5625-0005	\$30
OLP40/RLP40 metal battery cassette	A-5625-1166	\$160
OLP40/RLP40 front cover	M-5625-0113	\$32
OTS/RTS battery cap	A-5401-0301	\$180
OTS/RTS base assembly	A-5401-0350	\$122
TS27R front cover	A-2008-1015	\$95
OTS/RTS front cover kit	A-5401-8512	\$135
TS34 chip shield	A-2008-6007	\$135
OMI-2/OMM-2 window kit	A-5191-0019	\$134
1/4 in conduit, 1 meter unit	P-CF01-0001	\$25 per meter
1/4 in conduit gland/fitting	M-2028-7456	\$13
Locknut for 1/4 in conduit gland/fitting	M-2028-7459	FOC
5/16 in conduit, 1 meter unit, modulated optical/radio receivers	P-CF01-0004	\$25 per meter
5/16 in conduit gland with locknut	A-4113-0307	\$13
GP9 conduit, 1 meter unit, NC4 IAB/Blue with cable connector	P-HO01-0010	\$25 per meter
GP9 conduit gland/fitting	A-6270-0383	\$27
GP11 conduit, 1 meter unit, NC4 separate	P-HO01-0008	\$25 per meter
GP11 conduit gland/fitting	P-CA61-0063	\$36
GP16 conduit, 1 meter unit, NC4F legacy, hard-wired	P-HO01-0011	\$25 per meter
GP16 conduit gland/fitting	P-CA61-0065	\$36
GP18 conduit, 1 meter unit, NC4 IAB hard-wired	M-6270-0278	\$25 per meter
GP18 conduit gland/fitting	M-6270-0277	\$126
Locknut for GP9/11/16/18 conduit gland/fitting	P-NU03-0200	\$2

Part number	Description	Price	Page number
A1-D-02C90D	REVO® SFM-A1 (Straight, Type A Skid)	\$9,388	1-22
A2-D-02C90D	REVO® SFM-A2 (Crank, Type A Skid)	\$9,388	1-22
A-1004-0110	PL15 cable	\$75	1-47
A-1007-0150	MCG 101 single arm kit	\$2,516	5-16
A-1007-0151	MCG 151 single arm kit	\$2,581	5-16
A-1007-0152	MCG 226 single arm kit	\$2,657	5-16
A-1007-0154	MCG 380 single arm kit	\$2,848	5-16
A-1007-0155	MCG 532 single arm kit	\$3,093	5-16
A-1007-0156	MCG 685 single arm kit	\$3,258	5-16
A-1014-1720	PK1 knuckle joint	\$665	1-49
A-1015-7650	SB2 mahogany box	\$134	7-99, 7-100
A-1015-7658	SB3 mahogany box	\$134	7-93
A-1015-7694	Extension bar box	\$124	1-59
A-1015-7749	Mahogany box	\$125	7-94, 7-95
A-1015-7761	Extension bar box	\$144	1-59
A-1016-0001	PL4(T) cable	\$107	1-47
A-1016-0003	PL14 cable	\$119	1-47
A-1016-0004	PL1(T) cable	\$107	1-47
A-1016-0006	PL2(T) cable	\$107	1-47
A-1016-0012	PL3(T) cable	\$107	1-47
A-1016-0120	PL25(T) cable	\$166	1-48
A-1016-0121	PL24 cable	\$166	1-48
A-1016-6370	PL27(T) cable	\$63	1-47
A-1016-6440	PL27(T) cable	\$63	1-47
A-1016-7129	PL156 cable	\$109	1-41
A-1016-7132	PL157 cable	\$131	1-41
A-1016-7133	PL158 cable	\$277	1-41
A-1016-7563	PLM7(T) cable	\$171	1-47
A-1016-7564	PLM6(T) cable	\$171	1-47
A-1016-7624	PL42V cable	\$759	1-47
A-1016-7625	PL38V cable	\$945	1-47
A-1016-7626	PL56V cable	\$685	1-47
A-1016-7627	PL44V cable	\$609	1-47
A-1016-7628	PL46V cable	\$485	1-47
A-1016-7629	PL45V cable	\$411	1-47
A-1016-7630	PL63S cable (5 m)	\$114	1-34
A-1016-7631	PL64S cable (10 m)	\$131	1-34
A-1016-7632	PL65S cable (20 m)	\$171	1-34
A-1016-7634	PL70(V) cable	\$398	1-48
A-1016-7637	PL72 cable	\$166	1-48
A-1016-7643	PL76(S) cable	\$188	1-48
A-1016-7644	PL75V cable	\$188	1-47
A-1016-7660	PL97(S) cable	\$249	1-48
A-1016-7672	PL5(U) cable	\$298	1-47
A-1016-7673	PL6(U) cable	\$298	1-47
A-1016-7674	PL12(U) cable	\$261	1-47
A-1016-7675	PL13(U) cable	\$261	1-47
A-1016-7676	PL93(U) cable	\$298	1-47
A-1016-7677	PLM8(U) cable	\$171	1-47

## Alpha-numeric price list

Part number	Description	Price	Page number
A-1016-7678	PLM9(U) cable	\$171	1-47
A-1016-8098	PL163 cable	\$195	1-10
A-1016-8099	PL164 cable	\$301	1-10
A-1016-8100	PL171 cable	\$507	1-10
A-1018-0123	Blanking panel kit	\$33	1-52
A-1018-0124	Rack mount panel kit	\$25	1-52
A-1018-0173	Mounting kit	\$50	1-52
A-1018-0179	Mounting panel kit	\$24	1-52
A-1018-0189	Mounting kit	\$37	1-52
A-1023-7024	PL17(T) cable	\$268	1-47
A-1023-7025	PL18(T) cable	\$268	1-47
A-1023-7056	PL33(U) cable	\$342	1-47
A-1025-6050-RBE	PH10M head RBE	\$5,376	8-3
A-1025-7526-RBE	PH10T head RBE	\$5,376	8-3
A-1026-0320	AM1 adjustment module	\$858	1-9
A-1029-0111	PL10 cable	\$93	1-48
A-1029-0166	PL7 cable	\$63	1-47
A-1029-0182	PL9 cable	\$63	1-48
A-1032-0025	REVO® to REVO-2 upgrade kit	\$30,713	1-16
A-1034-0002	Datum ball (25 mm)	\$335	1-58, 7-108
A-1034-0005	Datum ball (12 mm)	\$335	1-58, 7-108
A-1034-0023	Datum ball (19 mm)	\$335	1-58, 7-108
A-1034-0026	Datum sphere kit (25 mm ball)	\$545	1-13, 1-58, 7-108
A-1034-0027	Datum sphere kit (19 mm ball)	\$545	1-58, 7-108
A-1034-0028	Datum sphere kit (12 mm ball)	\$545	1-58, 7-108
A-1034-0031	Datum sphere kit (¾ in ball)	\$545	1-58, 7-108
A-1034-0032	Datum ball (¾ in)	\$335	1-58, 7-108
A-1034-0035	Datum sphere kit (1 in ball)	\$545	1-58, 7-108
A-1034-0036	Datum ball (1 in)	\$335	1-58, 7-108
A-1034-0124	Reference sphere for Zeiss	\$550	7-65
A-1034-0350	Datum sphere fixing stud M10 × 1.5	\$27	1-58, 7-108
A-1034-0351	Datum sphere fixing stud M8 × 1.25	\$27	1-58, 7-108
A-1034-0352	Datum sphere fixing stud M6 × 1	\$27	1-58, 7-108
A-1034-0353	Datum sphere fixing stud 3/8-16 UNC	\$27	1-58, 7-108
A-1034-0354	Datum sphere fixing stud 5/16-18 UNC	\$27	1-58, 7-108
A-1034-0355	Datum sphere pillar extension	\$82	1-58, 7-108
A-1034-0356	Datum sphere 2 way adaptor	\$82	1-58, 7-108
A-1034-0357	Datum sphere 3 way adaptor	\$186	1-58, 7-108
A-1036-0080	AM2 adjustment module	\$858	1-9
A-1036-6001-RBE	PH10MQ head RBE	\$5,376	8-3
A-1039-0001-RBE	TP6 probe RBE	\$971	8-4
A-1039-0001	TP6 probe	\$3,873	1-30
A-1039-0028-RBE	TP6A probe RBE	971	8-4
A-1039-0028	TP6A probe	\$4,005	1-30
A-1039-0041	TK7 tool kit	\$29	1-61
A-1041-7041	TK4 tool kit	\$25	1-61
A-1041-7113	MS17 CMM probe shank	\$236	1-44
A-1041-7114	MS1(S) CMM probe shank	\$166	1-44
A-1041-7540-RBE	TP1S probe RBE	\$971	8-3

Part number	Description	Price	Page number
A-1041-7540	TP1S probe	\$3,648	1-24
A-1041-7541-RBE	TP1SM probe RBE	\$971	8-3
A-1041-7541	TP1SM probe	\$3,648	1-24
A-1041-7569	M3/Ø4.5 stylus adaptor	\$17	7-99, 7-100
A-1042-1486	C spanner	\$23	1-60
A-1042-1890-RBE	TP2 5-way probe RBE	\$977	8-4
A-1042-1890	TP2 5-way probe	\$4,005	1-30
A-1042-7030	TK5 tool kit	\$65	1-61
A-1042-7031	TK6 tool kit	\$7	1-61
A-1046-5094	PH6 head (PL4 cable)	\$525	1-2
A-1046-5096	PH6 head (PL14 cable)	\$525	1-2
A-1046-5097	PH6 head (PL1 cable)	\$525	1-2
A-1046-5098	PH6 head (PL2 cable)	\$525	1-2
A-1046-5099	PH6 head (PL3 cable)	\$525	1-2
A-1047-3484	PEL1 extension bar	\$312	1-49, 1-59
A-1047-3485	PEL2 extension bar	\$380	1-49, 1-59
A-1047-3486	PEL3 extension bar	\$399	1-49, 1-59
A-1047-3487	PEL4 extension bar	\$504	1-49
A-1047-3932	S9 double-ended spanner	\$16	1-59, 1-60
A-1047-7005	Probe extension kit EKL	\$1,093	1-59
A-1047-7064	PECF2 extension bar	\$677	1-49
A-1047-7065	PECF1 extension bar	\$628	1-49
A-1047-7066	PECF3 extension bar	\$751	1-49
A-1049-1795	PH1 head	\$1,940	1-2
A-1049-1795-RBE	PH1 head RBE	\$578	8-3
A-1051-0012	PH6A head	\$790	1-2
A-1051-0040	S10 joint key	\$19	1-59, 1-60
A-1051-0045	PL20 10 m cable	\$387	1-54
A-1051-0102	PL21 15 m cable	\$507	1-54
A-1051-0199	PL19 5 m cable	\$233	1-54
A-1051-0394	PAACF autojoint extension bar	\$1,884	1-49
A-1051-0417	PAA1 autojoint extension bar	\$389	1-49
A-1051-0418	PAA2 autojoint extension bar	\$496	1-49
A-1051-0419	PAA3 autojoint extension bar	\$603	1-49
A-1051-0440	ACR1 adjustable rack base	\$347	1-54
A-1051-0441	ACR1 horizontal mounting kit	\$404	1-53
A-1051-0443	PEMCF2 autojoint extension bar	\$1,330	1-49
A-1051-0488	PAACF2 autojoint extension bar	\$1,079	1-49
A-1051-0490	PEMCF1 autojoint extension bar	\$841	1-49
A-1051-0491	PEMCF3 autojoint extension bar	\$1,581	1-49
A-1051-0493	PAACF3 autojoint extension bar	\$1,132	1-49
A-1051-0513	PAACF autojoint extension bar	\$1,808	1-49
A-1051-1132	PEMCF autojoint extension bar	\$1,512	1-49
A-1051-1308	ACR1 vertical mounting kit	\$96	1-53
A-1051-4000	ACR1 autochange rack	\$20,928	1-53
A-1051-4000-RBE	ACR1 autochange rack RBE	\$5,303	8-4
A-1051-7076	ACR1 mixed port replacement kit	\$289	1-54, 8-10
A-1051-7077	ACR1 long port replacement kit	\$289	1-54, 8-10
A-1054-0002	PL40 30 m cable	\$989	1-54

## Alpha-numeric price list

Part number	Description	Price	Page number
A-1054-0003	PL37 cable	\$63	1-47
A-1057-0131	PL22 cable	\$63	1-48
A-1057-0132	PL26(T) cable	\$107	1-47
A-1057-0133	PL23(T) cable	\$93	1-48
A-1070-0003	MIH head	\$7,453	1-3
A-1070-0003-RBE	MIH head RBE	\$2,074	8-3
A-1073-0121-RBE	TP7M probe RBE	\$1,355	8-4
A-1073-0121	TP7M probe kit	\$5,906	1-31
A-1073-0261	TP7M enhanced performance probe kit	\$7,322	1-31
A-1074-0020	PH6M head	\$1,865	1-2
A-1076-0070	PEM1 autojoint extension bar	\$1,069	1-49, 1-59
A-1076-0071	PEM2 autojoint extension bar	\$1,318	1-49, 1-59
A-1076-0072	PEM3 autojoint extension bar	\$1,567	1-49, 1-59
A-1076-0073	PEM4 autojoint extension bar	\$1,629	1-49
A-1076-0100	PEM extension kit	\$3,635	1-59
A-1085-0002	SCR200 rack	\$7,540	1-34
A-1085-0005	SCR200 mounting kit	\$21	1-34
A-1085-0016	Cleaning kit	\$20	1-28, 1-33
A-1085-0370-RBE	SCR200 rack RBE	\$2,168	8-4
A-1207-0001	TP200 probe (SF)	\$4,968	1-33
A-1207-0002	TP200 probe (LF)	\$4,968	1-33
A-1207-0010	TP200 stylus module (SF)	\$746	1-33
A-1207-0011	TP200 stylus module (LF)	\$746	1-33
A-1207-0020-RBE	TP200 probe sensor RBE	\$1,155	8-4
A-1207-0030	SCR200 kit (SF modules)	\$9,560	1-34
A-1207-0046-RBE	TP200B probe sensor RBE	\$1,155	8-4
A-1207-0055	TP200B probe with SF module	\$4,968	1-33
A-1207-0070	SCR200 kit (LF modules)	\$9,560	1-34
A-1311-0033-RBE	TPES probe RBE	\$767	8-4
A-1327-0100	IS1-2 interface	\$3,108	1-51
A-1332-0002	MH8 head	\$3,723	1-3
A-1332-0002-RBE	MH8 head RBE	\$798	8-3
A-1333-0026	MCU docking port for wired joystick	\$91	3-8
A-1333-0174	Optics mounting kit	\$932	5-3, 5-24
A-1371-0163-RBE	MCR20 rack RBE	\$1,150	8-4
A-1371-0261	MCR20 rack kit 1	\$5,789	1-29
A-1371-0262	MCR20 rack kit 2	\$5,789	1-29
A-1371-0263	MCR20 rack kit 3	\$5,789	1-29
A-1371-0264	MCR20 rack kit 4	\$5,789	1-29
A-1371-0265	MCR20 rack kit 5	\$5,789	1-29
A-1371-0266	MCR20 rack kit 6	\$5,789	1-29
A-1371-0270-RBE	TP20 SF probe module RBE	\$945	8-4
A-1371-0270	TP20 SF probe module	\$1,066	1-28
A-1371-0271-RBE	TP20 MF probe module RBE	\$945	8-4
A-1371-0271	TP20 MF probe module	\$1,066	1-28
A-1371-0272-RBE	TP20 EF probe module RBE	\$945	8-4
A-1371-0272	TP20 EF probe module	\$1,066	1-28
A-1371-0275-RBE	TP20 body RBE	\$725	8-4
A-1371-0290	TP20 probe kit 1	\$4,262	1-27

Part number	Description	Price	Page number
A-1371-0291	TP20 probe kit 2	\$4,262	1-27
A-1371-0292	TP20 probe kit 3	\$4,262	1-27
A-1371-0293	TP20 probe kit 4	\$4,262	1-27
A-1371-0294	TP20 probe kit 5	\$4,262	1-27
A-1371-0295	TP20 probe kit 6	\$4,262	1-27
A-1371-0392-RBE	TP20 LF probe module RBE	\$945	8-4
A-1371-0392	TP20 LF probe module	\$1,066	1-28
A-1371-0418	TP20 probe kit 7	\$4,617	1-27
A-1371-0419-RBE	TP20 6-way probe module RBE	\$1,050	8-4
A-1371-0419	TP20 6-way probe module	\$1,421	1-28
A-1371-0430-RBE	TP20 EM1 module kit RBE	\$1,050	8-4
A-1371-0430	TP20 EM1 module kit	\$1,290	1-28
A-1371-0431-RBE	TP20 EM2 module kit RBE	\$1,050	8-4
A-1371-0431	TP20 EM2 module kit	\$1,332	1-28
A-1371-0432	TP20 EM1/EM2 kit	\$2,368	1-28
A-1371-0636-RBE	TP20 body (non-inhibit) RBE	\$725	8-4
A-1371-0640	TP20 non-inhibit probe kit 1	\$4,262	1-27
A-1371-0641	TP20 non-inhibit probe kit 2	\$4,262	1-27
A-1371-0642	TP20 non-inhibit probe kit 3	\$4,262	1-27
A-1371-0643	TP20 non-inhibit probe kit 4	\$4,262	1-27
A-1371-0644	TP20 non-inhibit probe kit 5	\$4,262	1-27
A-1371-0645	TP20 non-inhibit probe kit 6	\$4,262	1-27
A-1371-1001	Rack for PH20	\$2,349	1-13
A-2008-0368-RBE	TS27R probe RBE	\$935	8-6
A-2008-0368	TS27R probe, stylus and holder kit	\$1,250	2-24
A-2008-0382	OTS/RTS/TS27R stylus	\$111	2-24, 7-33
A-2008-0384	OTS/RTS/TS27R stylus	\$260	2-24, 7-33
A-2008-0389	OTS/RTS/TS27R stylus holder	\$25	2-24, 7-33
A-2008-0448	OTS/RTS/TS27R stylus conversion kit	\$120	2-24, 7-33
A-2008-0601	TS20 replacement stylus kit	\$116	2-41, 7-34
A-2008-0602	TS20 replacement stylus kit	\$116	2-41, 7-34
A-2008-0603	TS20 replacement stylus kit	\$116	2-41, 7-34
A-2008-1015	TS27R front cover	\$95	8-10
A-2008-6007	TS34 chip shield	\$135	8-10
A-2027-7046	TK3 tool kit	\$40	1-61
A-2030-0211	25 mm straight shank	\$239	2-17
A-2030-0252	1 in straight shank	\$239	2-17
A-2033-0830	Receiver mounting bracket	\$131	2-4, 2-6, 2-8, 2-11, 2-12, 2-13, 2-14, 2-16, 2-22, 2-23, 2-29, 2-30, 2-31, 2-32, 2-46
A-2045-0243	½ in straight shank	\$239	2-17
A-2048-2050	Tool datuming stylus	\$137	7-34
A-2048-2051	Tool datuming stylus	\$137	7-34
A-2053-5358	MP3 probe	\$3,407	2-9, 2-15
A-2053-5358-RBE	MP3/MP6 probe RBE	\$824	8-5
A-2053-6468	Shorting cover	\$151	2-9, 2-15
A-2053-7531	TK1 tool kit	\$40	1-61, 2-34
A-2053-8156	Outer diaphragm replacement kit	\$105	8-10
A-2054-4657	M4/Ø4.5 stylus adaptor	\$34	7-88

## Alpha-numeric price list

Part number	Description	Price	Page number
A-2063-5308	FS3 single axis adjustable holder	\$261	2-35
A-2063-5431	FS2 fixed female socket	\$149	2-35
A-2063-6098	LP2 probe	\$3,257	2-9, 2-15, 2-30, 2-32, 2-33
A-2063-6098-RBE	LP2 probe RBE	\$835	8-7
A-2063-6697	FS1 adjustable female socket	\$149	2-35
A-2063-7001	LPE1 extension	\$314	2-9, 2-15, 2-30, 2-32, 2-35
A-2063-7002	LPE2 extension	\$314	2-9, 2-15, 2-30, 2-32, 2-35
A-2063-7003	LPE3 extension	\$314	2-9, 2-15, 2-30, 2-32, 2-35
A-2063-7542	LP2 service kit	\$84	2-34, 8-10
A-2063-7587	C spanner	\$19	2-34
A-2063-7600	MA4 90° adaptor	\$510	2-9, 2-15, 2-30, 2-32, 2-35
A-2063-8020	LP2DD probe	\$3,257	2-33
A-2063-8020-RBE	LP2DD probe RBE	\$835	8-7
A-2063-8030	LP2DD diaphragm replacement kit	\$44	2-34
A-2063-8326	LP2 straight shank (0.75 in)	\$1,345	2-35
A-2063-8328	LP2 straight shank (1 in)	\$1,345	2-35
A-2063-8366	LP2 straight shank (22 mm)	\$1,345	2-35
A-2064-0002	LP2H probe	\$3,257	2-33
A-2064-0002-RBE	LP2H probe RBE	\$835	8-7
A-2098-0104-RBE	SP600M probe RBE	\$4,326	8-3
A-2098-0105	SP600M probe	\$12,120	1-42
A-2098-0255	SCR600 rack	\$5,624	1-42
A-2098-0284	Stylus module SH600 standard	\$504	1-42
A-2098-0724-RBE	SCR600 rack RBE	\$2,168	8-4
A-2098-0890	SP600Q kit	\$12,120	1-42
A-2098-0933	SCP600 stylus change port	\$1,540	1-55
A-2098-1000	AC1 analog converter PC card	\$2,546	1-42
A-2098-1036	Stylus module SH600 extended	\$686	1-42
A-2116-0140	Tool datuming stylus	\$109	7-34
A-2116-0141	Tool datuming stylus	\$127	7-34
A-2116-0142	Tool datuming stylus	\$158	7-34
A-2116-0149-RBE	RP2 probe RBE	\$803	8-8
A-2116-0149	RP2 probe	\$1,617	2-43
A-2116-0150	RP2 DD probe	\$1,617	2-43
A-2116-0621-RBE	MP15 probe RBE	\$924	8-5
A-2116-0685-RBE	MP15F probe RBE	\$924	8-5
A-2116-1802	MP15 hard-wired probe kit	\$2,325	2-2
A-2154-0007-RBE	RP1 probe RBE	\$803	8-8
A-2154-0007	RP1 probe and tool kit	\$1,617	2-43
A-2154-0008	RP1 DD probe and tool kit	\$1,617	2-43
A-2172-0001	AC2 analog converter PC card	\$2,961	1-42
A-2176-0010	TSi2 interface	\$204	2-47
A-2176-0019	HPRA storage stand	\$327	2-38
A-2176-0025	HPRA rear exit base	\$823	2-38
A-2176-0187	HPRA side exit base	\$823	2-38
A-2176-0636	HPRA/HPPA/HPMA break stem tool kit	\$28	2-38, 2-41
A-2176-0639	HPRA/HPPA/HPMA break stem tool kit	\$28	2-38, 2-41
A-2176-0691-RBE	HPRA 6 in with RP3 RBE	\$1,617	8-7
A-2176-0692-RBE	HPRA 8 in with RP3 RBE	\$1,617	8-7



Part number	Description	Price	Page number
A-2176-0693-RBE	HPRA 10 in with RP3 RBE	\$1,617	8-7
A-2176-0694-RBE	HPRA 12 in with RP3 RBE	\$1,617	8-7
A-2176-0695-RBE	HPRA 15 in with RP3 RBE	\$1,617	8-7
A-2176-0697-RBE	HPRA 18 in with RP3 RBE	\$1,617	8-7
A-2176-0698-RBE	HPRA 24 in with RP3 RBE	\$1,617	8-7
A-2176-0883	HPRA 6 in chuck with RP3 kit	\$3,891	2-37
A-2176-0884	HPRA 8 in chuck with RP3 kit	\$3,891	2-37
A-2176-0885	HPRA 10 in chuck with RP3 kit	\$3,891	2-37
A-2176-0886	HPRA 12 in chuck with RP3 kit	\$3,891	2-37
A-2176-0887	HPRA 15 in chuck with RP3 kit	\$3,891	2-37
A-2176-0888	HPRA 18 in chuck with RP3 kit	\$3,891	2-37
A-2176-0889	HPRA 24 in chuck with RP3 kit	\$3,891	2-37
A-2176-1152	TSi2-C interface	\$204	2-47
A-2181-0465	TSi3 interface	\$249	2-47
A-2181-0645	HPMA 6 in R/E with RP3 kit	\$5,189	2-40
A-2181-0645-RBE	HPMA 6 in with RP3 RBE	\$2,153	8-7
A-2181-0646	HPMA 8 in R/E with RP3 kit	\$5,189	2-40
A-2181-0646-RBE	HPMA 8 in with RP3 RBE	\$2,153	8-7
A-2181-0647	HPMA 10 in R/E with RP3 kit	\$5,189	2-40
A-2181-0647-RBE	HPMA 10 in with RP3 RBE	\$2,153	8-7
A-2181-0648	HPMA 12 in R/E with RP3 kit	\$5,189	2-40
A-2181-0648-RBE	HPMA 12 in with RP3 RBE	\$2,153	8-7
A-2181-0649	HPMA 15 in R/E with RP3 kit	\$5,189	2-40
A-2181-0649-RBE	HPMA 15 in with RP3 RBE	\$2,153	8-7
A-2181-0650	HPMA 18 in R/E with RP3 kit	\$5,189	2-40
A-2181-0650-RBE	HPMA 18 in with RP3 RBE	\$2,153	8-7
A-2181-0651	HPMA 24 in R/E with RP3 kit	\$5,189	2-40
A-2181-0651-RBE	HPMA 24 in with RP3 RBE	\$2,153	8-7
A-2181-0652	HPMA 6 in S/E with RP3 kit	\$5,189	2-40
A-2181-0653	HPMA 8 in S/E with RP3 kit	\$5,189	2-40
A-2181-0654	HPMA 10 in S/E with RP3 kit	\$5,189	2-40
A-2181-0655	HPMA 12 in S/E with RP3 kit	\$5,189	2-40
A-2181-0656	HPMA 15 in S/E with RP3 kit	\$5,189	2-40
A-2181-0657	HPMA 18 in S/E with RP3 kit	\$5,189	2-40
A-2181-0658	HPMA 24 in S/E with RP3 kit	\$5,189	2-40
A-2181-1080	HPMA R/E cable (2 meters)	\$110	2-41
A-2181-1085	HPMA R/E cable (5 meters)	\$138	2-41
A-2181-1090	HPMA R/E cable (10 meters)	\$187	2-41
A-2181-2239	TSi3-C interface	\$249	2-47
A-2181-5200	TSi3-P interface	\$486	2-47
A-2181-5300	TSi3-CP interface	\$486	2-47
A-2197-0049-RBE	RP3 probe RBE	\$803	8-8
A-2197-0049	RP3 probe	\$1,617	2-43
A-2197-0157	Arm stylus kit (16 mm tooling)	\$116	2-38, 2-41, 7-34
A-2197-0158	Arm stylus kit (20 mm tooling)	\$116	2-38, 2-41, 7-34
A-2197-0159	Arm stylus kit (25 mm tooling)	\$116	2-38, 2-41, 7-34
A-2197-0160	Arm stylus kit (32 mm tooling)	\$116	2-38, 2-41, 7-34
A-2197-0161	Arm stylus kit (40 mm tooling)	\$116	2-38, 2-41, 7-34
A-2197-0162	Arm stylus kit (50 mm tooling)	\$116	2-38, 2-41, 7-34

## Alpha-numeric price list

Part number	Description	Price	Page number
A-2197-2100-RBE	TS34 rear exit RBE	\$1,066	8-6
A-2197-2100	TS34 probe, stylus and holder kit	\$3,700	2-25
A-2197-3000-RBE	TS34 side exit RBE	\$1,066	8-6
A-2197-3000	TS34 probe, stylus and holder kit	\$3,700	2-25
A-2237-0682	Equator™ rack set-up tool	\$53	3-6
A-2237-1000-RBE	SP25M probe body RBE	\$1,832	8-3, 8-8
A-2237-1001	SP25M scanning probe kit #1	\$11,397	1-36
A-2237-1002	SP25M scanning probe kit #2	\$11,397	1-36
A-2237-1003	SP25M scanning probe kit #3	\$11,397	1-36
A-2237-1004	SP25M scanning probe kit #4	\$13,406	1-36
A-2237-1015	SP25M full combination kit	\$19,725	1-35
A-2237-1101	SP25M-1 scanning module kit	\$5,241	1-36
A-2237-1102	SP25M-2 scanning module kit	\$5,241	1-36
A-2237-1103	SP25M-3 scanning module kit	\$5,241	1-36
A-2237-1104	SP25M-4 full module kit	\$8,530	1-37
A-2237-1105	SM25-5 scanning module kit	\$6,617	1-37
A-2237-1108	SP25M-4 entry level module kit	\$6,692	1-37
A-2237-1109	SP25M-4 basic module kit	\$7,240	1-37
A-2237-1111-RBE	SM25-1 scanning module RBE	\$1,307	8-3
A-2237-1111	SM25-1 scanning module	\$4,875	1-37
A-2237-1112-RBE	SM25-2 scanning module RBE	\$1,307	8-3, 8-8
A-2237-1112	SM25-2 scanning module	\$4,875	1-37
A-2237-1113-RBE	SM25-3 scanning module RBE	\$1,307	8-3
A-2237-1113	SM25-3 scanning module	\$4,875	1-37
A-2237-1114-RBE	SM25-4 scanning module RBE	\$1,491	8-3
A-2237-1114	SM25-4 scanning module	\$5,703	1-37
A-2237-1115-RBE	SM25-5 scanning module RBE	\$1,953	8-3
A-2237-1115	SM25-5 scanning module	\$6,302	1-37
A-2237-1122-RBE	SM252-U scanning module RBE	\$1,307	8-3
A-2237-1200-RBE	TM25-20 TTP module RBE	\$725	8-3
A-2237-1200	TM25-20 TTP module adaptor	\$3,731	1-37
A-2237-1201	TM25-20 TTP module adaptor kit #1	\$5,241	1-37
A-2237-1301	SH25-1 stylus holder	\$218	1-37
A-2237-1302	SH25-2 stylus holder	\$330	1-37
A-2237-1303	SH25-3 stylus holder	\$402	1-37
A-2237-1304	SH25-4 stylus holder	\$532	1-37
A-2237-1305	SH25-5 stylus holder	\$284	1-37
A-2237-1401	FCR25 flexible change rack	\$2,804	1-38
A-2237-1401-RBE	FCR25 flexible change rack RBE	\$730	8-4
A-2237-1403	FCR25-L3 change rack unit	\$4,144	1-38
A-2237-1403-RBE	FCR25-L3 change rack unit RBE	\$1,092	8-4
A-2237-1406	FCR25-L6 change rack unit	\$6,947	1-38
A-2237-1408	FCR25 TC	\$3,182	1-38
A-2237-1414	Equator™ rack port inserts for 6 off SH25	\$171	3-6
A-2237-1415	FCR25 port adaptor insert kit	\$402	1-38
A-2237-1601	AC3 interface card	\$3,657	1-37
A-2238-0101-RBE	SP80 RBE	\$5,313	8-4
A-2238-0414-RBE	SP80H RBE	\$5,313	8-4
A-2238-0419	SP80H probe kit 1	\$18,526	1-40

Part number	Description	Price	Page number
A-2238-0430	SH80K stylus holder	\$639	1-41
A-2238-0700	SP80 probe kit 1	\$18,526	1-39
A-2238-0703	KM80 quill mount plate	\$198	1-41
A-2238-0704	SM80 shank mount plate	\$991	1-41
A-2238-0705	SH80 stylus holder	\$595	1-41
A-2238-0706	SCP80 stylus change port	\$1,183	1-41
A-2238-0720	IU80 interpolator unit	\$952	1-41
A-2238-0726	SCP80V rack port	\$1,273	1-41
A-2238-0732	SP80 probe kit 2	\$22,825	1-39
A-2238-0733	SP80 probe kit 3	\$23,208	1-39
A-2238-0734	SP80 probe kit 4	\$23,664	1-39
A-2238-0735	SP80 probe kit 5	\$24,253	1-39
A-2238-0736	SP80 probe kit 6	\$25,216	1-39
A-2238-0737	SP80 probe kit 7	\$26,199	1-39
A-2238-1255-RBE	MSP80 rear exit	\$13,125	8-5
A-2238-1270-RBE	MSP80 side exit RBE	\$13,125	8-5
A-2275-0181	HPPA 6 in R/E with RP3 kit	\$4,599	2-40
A-2275-0182	HPPA 8 in R/E with RP3 kit	\$4,599	2-40
A-2275-0183	HPPA 10 in R/E with RP3 kit	\$4,599	2-40
A-2275-0184	HPPA 12 in R/E with RP3 kit	\$4,599	2-40
A-2275-0185	HPPA 15 in R/E with RP3 kit	\$4,599	2-40
A-2275-0186	HPPA 18 in R/E with RP3 kit	\$4,599	2-40
A-2275-0187	HPPA 24 in R/E with RP3 kit	\$4,599	2-40
A-2275-0188	HPPA 6 in S/E with RP3 kit	\$4,599	2-40
A-2275-0189	HPPA 8 in S/E with RP3 kit	\$4,599	2-40
A-2275-0190	HPPA 10 in S/E with RP3 kit	\$4,599	2-40
A-2275-0191	HPPA 12 in S/E with RP3 kit	\$4,599	2-40
A-2275-0192	HPPA 15 in S/E with RP3 kit	\$4,599	2-40
A-2275-0193	HPPA 18 in S/E with RP3 kit	\$4,599	2-40
A-2275-0194	HPPA 24 in S/E with RP3 kit	\$4,599	2-40
A-2275-0230-RBE	HPPA 6 in with RP3 RBE	\$1,911	8-7
A-2275-0231-RBE	HPPA 8 in with RP3 RBE	\$1,911	8-7
A-2275-0232-RBE	HPPA 10 in with RP3 RBE	\$1,911	8-7
A-2275-0233-RBE	HPPA 12 in with RP3 RBE	\$1,911	8-7
A-2275-0234-RBE	HPPA 15 in with RP3 RBE	\$1,911	8-7
A-2275-0235-RBE	HPPA 18 in with RP3 RBE	\$1,911	8-7
A-3007-1715	PH20 shank adaptor	\$211	1-13
A-3007-1716	PH20 small quill adaptor	\$211	1-13
A-3007-1717	PH20 large quill adaptor	\$211	1-13
A-3007-1720	PH20 PH10MQ quill adaptor	\$37	1-13
A-3060-0021	REVO® RSH250 stylus holder kit	\$1,220	1-15
A-3060-0022	REVO® RSH350 stylus holder kit	\$1,321	1-15
A-3060-0023	REVO® RSH500 stylus holder kit	\$1,422	1-15
A-3060-0024	REVO® RSH175 stylus holder kit	\$1,223	1-15
A-3060-0026	REVO® RSH450 stylus holder kit	\$1,371	1-15
A-3060-0028	REVO® RSP2 V2 probe	\$5,080	1-15
A-3060-0331	RSP3-1 REVO® probe kit	\$7,112	1-15
A-3060-0332	RSP3-2 REVO® probe kit	\$7,112	1-15
A-3060-0333	RSP3-3 REVO® probe kit	\$7,112	1-16

## Alpha-numeric price list

Part number	Description	Price	Page number
A-3060-0334	RSP3-4 REVO® probe kit	\$8,331	1-16
A-3061-0320	REVO® RCP TC-3 high force rack port	\$1,930	1-23
A-3061-2521	RSH3-1	\$218	1-16
A-3061-2522	RSH3-2	\$330	1-16
A-3061-2523	RSH3-3	\$402	1-16
A-3061-2524	RSH3-4	\$532	1-16
A-4007-1400	Productivity+™ Active Editor Pro	\$5,565	2-52
A-4007-5100	Fanuc Macro B post processor	\$1,650	2-52
A-4007-5200	Haas post processor	\$1,650	2-52
A-4007-5300	Hitachi Seicos post processor	\$1,650	2-52
A-4007-5400	Makino post processor	\$1,650	2-52
A-4007-5500	Mazak post processor	\$1,650	2-52
A-4007-5600	Mitsubishi Meldas post processor	\$1,650	2-52
A-4007-5700	Yasnac post processor	\$1,650	2-52
A-4007-5900	Brother post processor	\$1,650	2-52
A-4007-6000	Heidenhain i530 post processor	\$1,650	2-52
A-4007-6300	Okuma post processor	\$1,650	2-52
A-4007-6600	Mori Seiki post processor	\$1,650	2-52
A-4007-6700	Siemens 840D/810D post processor	\$1,650	2-52
A-4007-6800	Hurco Winmax post processor	\$1,650	2-52
A-4007-6900	Heidenhain 426/430 post processor	\$1,650	2-52
A-4007-7100	Mazak Integrex post processor	\$1,650	2-52
A-4007-7200	Heidenhain 6xx post processor	\$1,650	2-52
A-4007-8999	Productivity+™ 90-day trial	FOC	2-52
A-4012-0516	Inspection Plus software	\$1,183	2-48
A-4012-0541	Inspection software	\$947	2-50
A-4012-0584	Tool setting software	\$474	2-49
A-4012-0745	Tool setting software	\$474	2-50
A-4012-0779	Tool setting software	\$474	2-50
A-4012-0820	Tool setting software	\$711	2-49
A-4012-0834	Inspection software	\$1,183	2-50
A-4012-0874	Inspection software	\$947	2-50
A-4012-0877	Tool setting software	\$474	2-50
A-4012-0880	Inspection Plus software	\$1,183	2-48
A-4012-0886	Tool setting software	\$474	2-49
A-4012-0890	Inspection Plus software	\$1,183	2-48
A-4012-0895	Tool setting software	\$711	2-49
A-4012-0904	Tool setting software	\$711	2-49
A-4012-0908	Inspection Plus software	\$1,183	2-48
A-4012-0936	Inspection Plus software	\$1,183	2-48
A-4012-0949	Inspection Plus software	\$1,183	2-48
A-4012-0953	Tool setting software	\$711	2-49
A-4012-1007	Tool setting software	\$474	2-49
A-4012-1016	Inspection software	\$1,183	2-50
A-4012-1028	Inspection Plus software	\$1,183	2-48
A-4012-1035	Tool setting software	\$711	2-49
A-4012-1074	Inspection software	\$1,183	2-50
A-4012-1092	Inspection software	\$1,183	2-50
A-4012-1301	Inspection software	\$1,183	2-50

Part number	Description	Price	Page number
A-4012-1309	Inspection software	\$947	2-50
A-4012-1511	Inspection software	\$1,183	2-50
A-4012-1555	Tool setting software	\$474	2-49
A-4012-2125	ACS-1 calibration cycle for Fanuc controllers	FOC	2-18
A-4013-0023	Inspection Plus software	\$1,183	2-48
A-4013-0036	Tool setting software	\$474	2-49
A-4013-0040	Inspection Plus software	\$1,183	2-48
A-4013-0071	Inspection software	\$947	2-50
A-4013-0083	Inspection software	\$1,183	2-50
A-4013-0106	Inspection software	\$1,183	2-50
A-4013-0112	Inspection Plus software	\$1,183	2-48
A-4013-0119	Tool setting software	\$711	2-49
A-4013-0123	Tool setting software	\$711	2-49
A-4013-0133	Tool setting software	\$474	2-49
A-4013-0137	Inspection software	\$947	2-50
A-4013-0250	Tool setting software	\$474	2-50
A-4013-0254	Tool setting software	\$474	2-50
A-4014-0104	Inspection Plus software	\$1,183	2-48
A-4014-0130	Tool setting software	\$474	2-50
A-4014-0137	Inspection software	\$947	2-50
A-4014-0356	Inspection Plus software	\$1,183	2-48
A-4014-0396	Tool setting software	\$474	2-49
A-4014-0401	Tool setting software	\$711	2-49
A-4016-0071	Tool setting software	\$1,183	2-48
A-4016-0078	Tool setting software	\$474	2-49
A-4016-1035	Inspection Plus software	\$1,183	2-48
A-4016-1039	Tool setting software	\$474	2-49
A-4016-1051	Tool setting software	\$711	2-49
A-4016-1056	Inspection software	\$1,183	2-50
A-4016-1071	Tool setting software	\$474	2-49
A-4038-0001	OMP60 probe kit (legacy)	\$4,183	2-7
A-4038-0001-RBE	OMP60 probe RBE	\$1,271	8-5
A-4038-0177	OMP60/RMP60 new type shank switch	\$190	8-10
A-4038-0212	OMP60M/RMP60M LP2 adaptor	\$679	2-9, 2-15
A-4038-0300	OMP60/RMP60 battery cassette	\$214	8-10
A-4038-0301	OMP40/OMP60/RMP60 battery cassette seal	\$32	8-10
A-4038-0302	OMP60/RMP60 outer diaphragm kit	\$83	8-10
A-4038-0303	OMP60/RMP60 shank switch bobbin	\$194	8-10
A-4038-1002	OMP60M/RMP60M probe module	\$3,361	2-9, 2-15
A-4038-1002-RBE	OMP60/RMP60 probe module RBE	\$956	8-5
A-4038-1003	OMP60M transmission module	\$1,287	2-9
A-4038-1003-RBE	OMP60 transmission module RBE	\$788	8-5
A-4038-1010	OMP60M/RMP60M 100 mm extension	\$679	2-9, 2-15
A-4038-1027	OMP60M/RMP60M 150 mm extension	\$881	2-9, 2-15
A-4038-1028	OMP60M/RMP60M 200 mm extension	\$916	2-9, 2-15
A-4038-2001	OMP60 probe kit (modulated)	\$4,183	2-7
A-4038-2001-RBE	OMP60 probe RBE	\$1,271	8-5
A-4038-CONE-KIT	OMP60/RMP60 cone puller kit	\$38	8-10
A-4043-0024-RBE	MH20 head RBE	\$1,150	8-3

## Alpha-numeric price list

Part number	Description	Price	Page number
A-4068-0400	CC6 counter card	\$1,716	1-41
A-4071-0001	OMP40-2 probe kit (legacy)	\$4,183	2-3
A-4071-0001-RBE	OMP40 probe RBE	\$1,271	8-5
A-4071-0031	OMP60/RMP60 style shank adaptor	\$188	2-3
A-4071-0060	OMP40 tool kit	\$11	5-11
A-4071-0094	OMP40 pull-up-cone assembly	\$45	8-10
A-4071-0096	OMP40 round battery cap	\$105	8-10
A-4071-1166	OMP40 rectangular battery cassette	\$142	8-10
A-4071-2001	OMP40-2 probe kit (modulated)	\$4,183	2-3
A-4071-2001-RBE	OMP40 probe RBE	\$1,271	8-5
A-4099-0000	MH20i head (LF)	\$5,235	1-4
A-4099-0022-RBE	MH20i head RBE	\$1,465	8-3
A-4099-0100	MH20i head (SF)	\$5,235	1-4
A-4099-0200	MH20i head (MF)	\$5,235	1-4
A-4099-0300	MH20i head (EF)	\$5,235	1-4
A-4113-0306	5/16 in Sealite conduit kit	\$38	2-4, 2-6, 2-8, 2-11, 2-12, 2-13, 2-14, 2-16, 2-22, 2-23, 2-29, 2-30, 2-31, 2-32, 2-46
A-4113-0307	5/16 in conduit gland with locknut	\$13	8-10
A-4113-0771	OMP60M/RMP60M probe module adaptor	\$778	2-9, 2-15
A-4113-0784	OMP60M/RMP60M 3-way adaptor	\$1,372	2-9, 2-15
A-4114-2345-RBE	NC4 TX separate RBE	\$1,108	8-6
A-4114-2346-RBE	NC4 RX separate RBE	\$1,108	8-6
A-4114-3100	NC4 adjuster pack	\$251	2-21
A-4114-4110	NC4 tool kit	\$47	2-21
A-4114-4400	NC4 spacer plate	\$112	2-21
A-4114-5060	NC4 S800 with NCi-6 kit	\$5,221	2-19
A-4114-5065	NC4 S1500 with NCi-6 kit	\$5,221	2-19
A-4114-5070	NC4 S2000 with NCi-6 kit	\$5,221	2-19
A-4114-5075	NC4 S3000 with NCi-6 kit	\$5,221	2-19
A-4114-5080	NC4 S5000 with NCi-6 kit	\$5,221	2-19
A-4114-5200-RBE	NC4 generic TX RBE	\$1,108	8-6
A-4114-5300-RBE	NC4 generic RX RBE	\$1,108	8-6
A-4114-8000	NC4 set-up tool	\$376	2-21
A-4192-0001	MRS kit 1	\$1,325	1-55
A-4192-0002	MRS kit 2	\$1,421	1-55
A-4192-0003	MRS kit 3	\$1,540	1-55
A-4192-0014	MRS spacer kit	\$85	1-56
A-4192-0020	MRS heavy duty leg kit	\$400	1-56
A-4192-0050	MRS 400 mm rail	\$226	1-55
A-4192-0051	MRS 600 mm rail	\$296	1-55
A-4192-0052	MRS 1000 mm rail	\$414	1-55
A-4192-0053	MRS 125 mm leg	\$112	1-56
A-4192-0055	MRS leg and foot adaptor	\$166	1-56
A-4192-0056	MRS fixed foot	\$166	1-56
A-4192-0058	MRS step back adaptor	\$166	1-56
A-4192-0061	MRS 62.5 mm leg	\$95	1-56
A-4192-0702	MRS adjustable foot plate	\$414	1-56
A-5000-0001	M2 comprehensive stylus kit	\$2,808	7-90

Part number	Description	Price	Page number
A-5000-0002	M2 stylus enhancement kit	\$1,032	7-91
A-5000-3212	M4 tool datuming stylus	\$107	7-33
A-5000-3551	M3 ruby stylus	\$32	7-21, 7-99, 7-100
A-5000-3552	M3 ruby stylus	\$32	7-21, 7-99, 7-100
A-5000-3553	M3 ruby stylus	\$32	7-21, 7-99, 7-100
A-5000-3554	M3 ruby stylus	\$32	7-21, 7-99, 7-100
A-5000-3603	M2 ruby stylus	\$25	7-13, 7-90, 7-93, 7-94, 7-95
A-5000-3604	M2 ruby stylus	\$22	7-13, 7-90, 7-93, 7-94, 7-95
A-5000-3609	M2 star stylus center	\$71	7-18
A-5000-3611	M2 disk stylus	\$70	7-18, 7-90, 7-93, 7-94, 7-95
A-5000-3613	M2 disk stylus	\$105	7-18
A-5000-3614	M2 hemispherical stylus	\$279	7-20, 7-90, 7-94, 7-95
A-5000-3615	M3 disk stylus	\$74	7-26, 7-99, 7-100
A-5000-3626	M2 star stylus	\$133	7-17, 7-90, 7-93
A-5000-3627	M2 5-way stylus center	\$48	7-84, 7-87, 7-90, 7-94, 7-95, 7-101
A-5000-3709	M4 ruby stylus	\$97	7-28
A-5000-3712	M4 ruby stylus	\$109	7-29
A-5000-4154	M2 ruby stylus	\$22	7-13, 7-90, 7-94, 7-95
A-5000-4155	M2 ruby stylus	\$36	7-13, 7-90, 7-94, 7-95
A-5000-4156	M2 ruby stylus	\$39	7-13, 7-90, 7-94, 7-95
A-5000-4158	M2 ruby stylus	\$72	7-13, 7-90, 7-94, 7-95
A-5000-4160	M2 ruby stylus	\$25	7-13, 7-90, 7-93, 7-94, 7-95
A-5000-4161	M2 ruby stylus	\$25	7-13, 7-90, 7-94, 7-95
A-5000-4187	M2 disk stylus	\$99	7-18
A-5000-5302	Cranked stylus	\$122	7-32
A-5000-5307	Cranked stylus	\$122	7-32
A-5000-6350	M4 ruby stylus	\$70	7-27
A-5000-6351	M4 disk stylus	\$165	7-31
A-5000-6352	M4 ruby stylus	\$70	7-27
A-5000-6403	M4 tool datuming stylus	\$107	7-33
A-5000-6462	M4 star stylus	\$94	7-31
A-5000-6620	Cranked stylus	\$122	7-32
A-5000-6701	M4 tool datuming stylus	\$107	7-33
A-5000-6713	M4 tool datuming stylus	\$128	7-33
A-5000-6731	M4 ruby stylus	\$70	7-27
A-5000-7098	M4 star stylus	\$89	7-31
A-5000-7521	M4 ruby stylus	\$70	7-28
A-5000-7522	M4 ruby stylus	\$79	7-29
A-5000-7523	M4 ruby stylus	\$88	7-29
A-5000-7534	M2 stylus knuckle	\$71	7-87, 7-90, 7-93, 7-94, 7-95
A-5000-7545	M4 ruby stylus	\$87	7-27, 7-101
A-5000-7547	M4 ruby stylus	\$76	7-27, 7-101
A-5000-7549	M4 ruby stylus	\$45	7-27
A-5000-7551	M4 ruby stylus	\$45	7-27, 7-101
A-5000-7553	M4 ruby stylus	\$45	7-27
A-5000-7555	M4 ruby stylus	\$48	7-27
A-5000-7557	M4 ruby stylus	\$67	7-27
A-5000-7580	Cranked stylus	\$52	7-32
A-5000-7596	M4 disk stylus	\$114	7-31



## Alpha-numeric price list

Part number	Description	Price	Page number
A-5000-7597	M4 disk stylus	\$109	7-31
A-5000-7598	M4 disk stylus	\$119	7-31
A-5000-7606	M3 ruby stylus	\$32	7-21
A-5000-7610	M3 5-way stylus center	\$50	7-87, 7-99, 7-100, 7-101
A-5000-7612	M3 disk stylus	\$126	7-26
A-5000-7616	M3 stylus knuckle	\$71	7-87, 7-99, 7-100
A-5000-7629	M2 star stylus	\$139	7-17, 7-90
A-5000-7630	M3 ruby stylus	\$32	7-21, 7-98
A-5000-7632	M3 ruby stylus	\$98	7-21
A-5000-7648	M3 ruby stylus	\$32	7-21, 7-99, 7-100
A-5000-7669	M3 disk stylus	\$134	7-26, 7-99, 7-100
A-5000-7670	M4 tungsten carbide stylus	\$70	7-36
A-5000-7727	M4 stylus extension	\$154	7-35
A-5000-7751	M4/M3 stylus adaptor	\$60	7-88, 7-101
A-5000-7752	M4/M3 stylus adaptor	\$91	7-88, 7-101
A-5000-7753	M4/M3 stylus adaptor	\$104	7-88, 7-101
A-5000-7754	M4 stylus extension	\$51	7-35, 7-101
A-5000-7755	M4 stylus extension	\$60	7-35, 7-101
A-5000-7792	M4 5-way stylus center	\$60	7-87, 7-101
A-5000-7795	M4 ruby stylus	\$108	7-28, 7-101
A-5000-7796	M4 ruby stylus	\$135	7-29, 7-101
A-5000-7800	M2 ruby stylus	\$111	7-13, 7-90, 7-91
A-5000-7801	M2 ruby stylus	\$84	7-13, 7-90, 7-91
A-5000-7802	M2 ruby stylus	\$22	7-13, 7-90, 7-91
A-5000-7803	M2 ruby stylus	\$22	7-13, 7-90, 7-91
A-5000-7804	M2 ruby stylus	\$25	7-13, 7-90, 7-91
A-5000-7805	M2 ruby stylus	\$90	7-13, 7-90, 7-91
A-5000-7806	M2 ruby stylus	\$32	7-13, 7-90, 7-91, 7-93, 7-94, 7-95
A-5000-7807	M2 ruby stylus	\$22	7-13, 7-90, 7-91, 7-93, 7-94, 7-95
A-5000-7808	M2 ruby stylus	\$49	7-14, 7-90, 7-91
A-5000-7809	M2 disk stylus	\$89	7-18, 7-90, 7-91, 7-93, 7-94, 7-95
A-5000-7810	M2 disk stylus	\$89	7-18, 7-90, 7-91, 7-94, 7-95
A-5000-7811	M2 star stylus	\$138	7-17, 7-90, 7-91
A-5000-7812	M2 cylinder stylus	\$147	1-34, 7-18, 7-90, 7-91
A-5000-7813	M2 pointer stylus	\$67	7-20, 7-90, 7-91
A-5000-7814	M4 hollow ball stylus	\$343	7-26, 7-101
A-5000-7829	M4 stylus kit (TP7M use)	\$1,614	7-101
A-5000-8156	M4 ruby stylus	\$170	7-29
A-5000-8395	M2 4-way stylus center	\$64	7-87
A-5000-8663	M2 ruby stylus	\$84	7-14
A-5000-8876	M2 cylinder stylus	\$185	7-18
A-5000-8877	M2 cylinder stylus	\$270	7-18
A-5000-9302	M5/Ø8.0 stylus adaptor	\$62	7-88
A-5000-9303	M5/Ø10.0 stylus adaptor	\$62	7-88
A-5000-9685	M4 tungsten carbide stylus	\$159	7-36
A-5000-9697	M4 tungsten carbide stylus	\$147	7-36
A-5000-9724	Adaptor	\$172	7-37
A-5000-9761	M4 ruby stylus	\$150	7-29
A-5000-9860	Walter stylus	\$129	7-37



Part number	Description	Price	Page number
A-5000-9902	M2 rotary stylus knuckle	\$81	7-87
A-5003-0033	M2 ruby stylus	\$55	7-14
A-5003-0034	M2 ruby stylus	\$55	7-14
A-5003-0035	M2 ruby stylus	\$38	7-14
A-5003-0036	M2 ruby stylus	\$44	7-14
A-5003-0037	M2 ruby stylus	\$49	7-15
A-5003-0038	M2 ruby stylus	\$44	7-14
A-5003-0039	M2 ruby stylus	\$49	7-15
A-5003-0040	M2 ruby stylus	\$44	7-14
A-5003-0041	M2 ruby stylus	\$49	7-15
A-5003-0042	M2 ruby stylus	\$44	7-15
A-5003-0043	M2 ruby stylus	\$44	7-14
A-5003-0044	M2 ruby stylus	\$49	7-15
A-5003-0045	M2 ruby stylus	\$49	7-15
A-5003-0046	M2 ruby stylus	\$44	7-14
A-5003-0047	M2 ruby stylus	\$49	7-14
A-5003-0048	M2 ruby stylus	\$53	7-15
A-5003-0049	M2 ruby stylus	\$53	7-15
A-5003-0050	M3 ruby stylus	\$44	7-21
A-5003-0051	M3 ruby stylus	\$49	7-21
A-5003-0052	M3 ruby stylus	\$44	7-21
A-5003-0053	M3 ruby stylus	\$49	7-22
A-5003-0054	M3 ruby stylus	\$44	7-21
A-5003-0055	M3 ruby stylus	\$44	7-21
A-5003-0056	M3 ruby stylus	\$49	7-22
A-5003-0057	M3 ruby stylus	\$44	7-21
A-5003-0058	M3 ruby stylus	\$49	7-22
A-5003-0059	M3 ruby stylus	\$53	7-22
A-5003-0060	M3 ruby stylus	\$44	7-22
A-5003-0061	M3 ruby stylus	\$53	7-22
A-5003-0062	M3 ruby stylus	\$74	7-22, 7-75
A-5003-0063	M3 ruby stylus	\$53	7-22
A-5003-0064	M2 ruby stylus	\$70	7-16
A-5003-0065	M2 ruby stylus	\$70	7-16
A-5003-0066	M2 ruby stylus	\$90	7-16
A-5003-0067	M3 ruby stylus	\$70	7-22
A-5003-0068	M3 ruby stylus	\$70	7-22
A-5003-0069	M3 ruby stylus	\$70	7-22, 7-98
A-5003-0070	M2 stylus extension	\$58	7-19
A-5003-0071	M2 stylus extension	\$58	7-19
A-5003-0072	M2 stylus extension	\$60	7-19
A-5003-0073	M2 cylinder stylus	\$130	7-18
A-5003-0074	M2 parallel stylus	\$87	7-19
A-5003-0075	M3 stylus extension	\$58	7-25
A-5003-0076	M3 star stylus	\$140	7-26
A-5003-0077	M3 star stylus	\$140	7-26
A-5003-0233	M4 ruby stylus	\$70	7-28
A-5003-0235	M4 ruby stylus	\$82	7-28
A-5003-0236	M4 ruby stylus	\$86	7-28

## Alpha-numeric price list

Part number	Description	Price	Page number
A-5003-0470	M2 ruby stylus	\$86	7-16
A-5003-0577	M2 ruby stylus	\$107	7-14
A-5003-0587	M4 stylus extension	\$165	7-35
A-5003-0856	M5/M4 stylus adaptor	\$29	7-88
A-5003-0938	M2 ruby stylus	\$78	7-14, 7-82
A-5003-1029	M2 ruby stylus	\$78	7-14
A-5003-1075	M4 ruby stylus	\$289	7-30
A-5003-1208	M2 parallel stylus	\$220	7-19
A-5003-1210	M2 parallel stylus	\$190	7-19
A-5003-1218	M2 parallel stylus	\$160	7-19
A-5003-1219	M2 parallel stylus	\$85	7-19
A-5003-1228	M2 parallel stylus	\$85	7-19
A-5003-1255	M4 ruby stylus	\$274	7-30
A-5003-1258	M2 parallel stylus	\$155	7-19
A-5003-1325	M2 ruby stylus	\$77	7-13
A-5003-1345	M2 ruby stylus	\$105	7-14
A-5003-1358	M4 ruby stylus	\$145	7-30
A-5003-1370	M2 ruby stylus	\$50	7-15
A-5003-1436	M4 ruby stylus	\$128	7-30
A-5003-1448	Adaptor	\$172	7-37
A-5003-1699	Walter stylus	\$259	7-37
A-5003-1730	M2 silicon nitride stylus	\$76	7-13
A-5003-1896	M2 ruby stylus	\$72	7-14
A-5003-2020	M2 silicon nitride stylus	\$169	7-13
A-5003-2043	M3 zirconia stylus	\$104	7-22
A-5003-2138	M2 silicon nitride stylus	\$69	7-13
A-5003-2186	M2 zirconia stylus	\$78	7-13
A-5003-2280	M2 stylus extension	\$97	7-20, 7-92
A-5003-2281	M2 stylus extension	\$101	7-20, 7-92
A-5003-2282	M2 stylus extension	\$105	7-20, 7-92
A-5003-2283	M2 stylus extension	\$110	7-20, 7-92
A-5003-2285	M2 ruby stylus	\$105	7-16, 7-92
A-5003-2286	M2 ruby stylus	\$110	7-16, 7-92
A-5003-2287	M2 ruby stylus	\$115	7-16, 7-92
A-5003-2289	M2 ruby stylus	\$154	7-17
A-5003-2290	M2 ruby stylus	\$163	7-17
A-5003-2291	M2 ruby stylus	\$172	7-17
A-5003-2300	S20 stylus tool	\$48	1-60, 7-89, 7-92
A-5003-2310	M2 high performance stylus kit	\$710	1-33, 7-92
A-5003-2764	M4 ruby stylus	\$103	7-28
A-5003-2932	M4 ruby stylus	\$86	7-27
A-5003-3042	Walter stylus	\$259	7-37
A-5003-3045	Walter stylus	\$172	7-37
A-5003-3461	M4 ruby stylus	\$430	7-29
A-5003-3680	M4 ruby stylus	\$96	7-28
A-5003-3814	Walter stylus	\$259	7-37
A-5003-3822	M2 ruby stylus	\$27	7-14, 7-82
A-5003-4011	M2 star stylus	\$249	7-17
A-5003-4177	M2 ruby stylus	\$84	7-15

Part number	Description	Price	Page number
A-5003-4241	M2 ruby stylus	\$100	7-15
A-5003-4686	M3 rotary stylus knuckle	\$130	7-87
A-5003-4689	M4 rotary stylus knuckle	\$140	7-87
A-5003-4697	M2 stylus knuckle	\$108	7-87
A-5003-4779	M2 ruby stylus	\$86	7-15
A-5003-4780	M2 ruby stylus	\$92	7-15
A-5003-4781	M2 ruby stylus	\$104	7-15
A-5003-4782	M2 ruby stylus	\$109	7-15
A-5003-4784	M2 ruby stylus	\$135	7-17
A-5003-4785	M2 ruby stylus	\$144	7-17
A-5003-4786	M2 ruby stylus	\$152	7-17
A-5003-4787	M2 star stylus	\$264	7-17
A-5003-4788	M2 star stylus	\$221	7-17
A-5003-4789	M2 star stylus center	\$125	7-18
A-5003-4790	M2 star stylus center	\$163	7-18
A-5003-4791	M2 star stylus center	\$125	7-18
A-5003-4792	M4 ruby stylus	\$77	7-27
A-5003-4793	M4 ruby stylus	\$86	7-27
A-5003-4794	M4 ruby stylus	\$86	7-27
A-5003-4795	M4 ruby stylus	\$92	7-27
A-5003-4796	M4 ruby stylus	\$92	7-27
A-5003-4797	M4 ruby stylus	\$92	7-28
A-5003-4799	M4 ruby stylus	\$96	7-28
A-5003-4800	M4 ruby stylus	\$100	7-28
A-5003-4801	M4 ruby stylus	\$100	7-28
A-5003-4802	M4 ruby stylus	\$115	7-28
A-5003-4860	M3 ruby stylus	\$158	7-23, 7-96, 7-97
A-5003-4861	M3 ruby stylus	\$168	7-23
A-5003-4862	M3 ruby stylus	\$180	7-23
A-5003-4863	M3 ruby stylus	\$190	7-23, 7-97
A-5003-4864	M3 stylus extension	\$102	7-25
A-5003-4865	M3 stylus extension	\$110	7-25
A-5003-5061	M3 silicon nitride stylus	\$69	7-21
A-5003-5171	OTS/RTS/TS27R retrofit stylus kit	\$35	2-24
A-5003-5201	M5 ruby stylus	\$92	7-38
A-5003-5202	M5 ruby stylus	\$79	7-38
A-5003-5203	M5 ruby stylus	\$79	7-38
A-5003-5204	M5 ruby stylus	\$71	7-39
A-5003-5205	M5 ruby stylus	\$61	7-39
A-5003-5206	M5 ruby stylus	\$61	7-39
A-5003-5207	M5 ruby stylus	\$61	7-39
A-5003-5208	M5 ruby stylus	\$61	7-39
A-5003-5209	M5 ruby stylus	\$67	7-39
A-5003-5210	M5 ruby stylus	\$67	7-39
A-5003-5211	M5 ruby stylus	\$96	7-38
A-5003-5212	M5 ruby stylus	\$86	7-38
A-5003-5213	M5 ruby stylus	\$86	7-38
A-5003-5214	M5 ruby stylus	\$77	7-39
A-5003-5215	M5 ruby stylus	\$46	7-39

## Alpha-numeric price list

Part number	Description	Price	Page number
A-5003-5216	M5 ruby stylus	\$67	7-39
A-5003-5217	M5 ruby stylus	\$67	7-39
A-5003-5218	M5 ruby stylus	\$67	7-39, 7-102, 7-103, 7-104, 7-105
A-5003-5219	M5 ruby stylus	\$72	7-39
A-5003-5220	M5 ruby stylus	\$77	7-39
A-5003-5221	M5 ruby stylus	\$96	7-39
A-5003-5222	M5 ruby stylus	\$86	7-39
A-5003-5223	M5 ruby stylus	\$86	7-39
A-5003-5224	M5 ruby stylus	\$86	7-39
A-5003-5225	M5 ruby stylus	\$125	7-38
A-5003-5226	M5 ruby stylus	\$115	7-38
A-5003-5227	M5 ruby stylus	\$115	7-38
A-5003-5228	M5 ruby stylus	\$109	7-40
A-5003-5229	M5 ruby stylus	\$105	7-40
A-5003-5230	M5 ruby stylus	\$96	7-40
A-5003-5231	M5 ruby stylus	\$77	7-40
A-5003-5232	M5 ruby stylus	\$86	7-40
A-5003-5233	M5 ruby stylus	\$77	7-40
A-5003-5234	M5 ruby stylus	\$86	7-40, 7-104
A-5003-5235	M5 ruby stylus	\$86	7-40
A-5003-5236	M5 ruby stylus	\$86	7-40, 7-102, 7-103, 7-104, 7-105
A-5003-5237	M5 ruby stylus	\$96	7-40
A-5003-5238	M5 ruby stylus	\$105	7-40, 7-105
A-5003-5239	M5 ruby stylus	\$115	7-40
A-5003-5240	M5 ruby stylus	\$134	7-38
A-5003-5241	M5 ruby stylus	\$125	7-38
A-5003-5242	M5 ruby stylus	\$115	7-38
A-5003-5243	M5 ruby stylus	\$115	7-41
A-5003-5244	M5 ruby stylus	\$105	7-41
A-5003-5248	M5 ruby stylus	\$96	7-41
A-5003-5249	M5 ruby stylus	\$105	7-41
A-5003-5250	M5 ruby stylus	\$125	7-41
A-5003-5251	M5 ruby stylus	\$115	7-41, 7-102, 7-103, 7-104, 7-105
A-5003-5252	M5 ruby stylus	\$125	7-41
A-5003-5253	M5 ruby stylus	\$125	7-42
A-5003-5254	M5 ruby stylus	\$144	7-43
A-5003-5255	M5 ruby stylus	\$125	7-42
A-5003-5256	M5 ruby stylus	\$144	7-42
A-5003-5257	M5 ruby stylus	\$125	7-42
A-5003-5258	M5 ruby stylus	\$144	7-43
A-5003-5259	M5 ruby stylus	\$134	7-43
A-5003-5260	M5 ruby stylus	\$153	7-43
A-5003-5261	M5 ruby stylus	\$144	7-42, 7-104
A-5003-5262	M5 ruby stylus	\$163	7-43, 7-102, 7-103, 7-104, 7-105
A-5003-5263	M5 ruby stylus	\$153	7-43
A-5003-5264	M5 ruby stylus	\$173	7-43
A-5003-5265	M5 ruby stylus	\$230	7-44
A-5003-5266	M5 ruby stylus	\$249	7-44
A-5003-5267	M5 ruby stylus	\$269	7-44

Part number	Description	Price	Page number
A-5003-5268	M5 ruby stylus	\$326	7-44
A-5003-5269	M5 ruby stylus	\$345	7-44
A-5003-5270	M5 ruby stylus	\$364	7-44
A-5003-5271	M5 ruby stylus	\$422	7-45
A-5003-5272	M5 ruby stylus	\$441	7-45
A-5003-5273	M5 ruby stylus	\$460	7-45
A-5003-5275	M5 hemispherical stylus	\$225	7-52
A-5003-5276	M5 hemispherical stylus	\$225	7-52, 7-104, 7-105
A-5003-5277	M5 hemispherical stylus	\$300	7-52
A-5003-5278	M5 rotary stylus knuckle	\$247	7-63, 7-87, 7-104
A-5003-5279	M5 rotary stylus knuckle	\$86	7-87, 7-105
A-5003-5288	M5 disk stylus	\$125	7-52, 7-104, 7-105
A-5003-5289	M5 disk stylus	\$134	7-52, 7-104
A-5003-5290	M5 disk stylus	\$144	7-52, 7-105
A-5003-5291	M5 disk stylus	\$163	7-52
A-5003-5676	M5 stylus bolt	\$18	7-89, 7-105
A-5003-5677	M5 stylus bolt	\$18	7-89, 7-103, 7-104
A-5003-5678	M5 - M2 stylus bolt	\$18	7-89
A-5003-5679	M5 - M2 stylus bolt	\$18	7-89
A-5003-5683	M5 - M2 stylus cube	\$86	7-89
A-5003-5684	M5 - M2 stylus cube	\$101	7-89
A-5003-5723	M3 silicon nitride stylus	\$69	7-21
A-5003-5724	M3 silicon nitride stylus	\$86	7-21
A-5003-5725	M3 silicon nitride stylus	\$103	7-22
A-5003-5726	M3 silicon nitride stylus	\$129	7-23
A-5003-5727	M3 silicon nitride stylus	\$147	7-23
A-5003-5728	M4 silicon nitride stylus	\$71	7-27
A-5003-5729	M4 silicon nitride stylus	\$63	7-27
A-5003-5730	M4 silicon nitride stylus	\$221	7-30
A-5003-5731	M4 silicon nitride stylus	\$240	7-30
A-5003-5732	M5 silicon nitride stylus	\$86	7-39
A-5003-5733	M5 silicon nitride stylus	\$94	7-39, 7-103, 7-104, 7-105
A-5003-5734	M5 silicon nitride stylus	\$134	7-40
A-5003-5735	M5 silicon nitride stylus	\$188	7-43
A-5003-5736	M3 zirconia stylus	\$84	7-21
A-5003-5737	M3 zirconia stylus	\$84	7-21
A-5003-5738	M3 zirconia stylus	\$104	7-21
A-5003-5739	M3 zirconia stylus	\$125	7-22
A-5003-5740	M3 zirconia stylus	\$157	7-23
A-5003-5741	M3 zirconia stylus	\$178	7-23
A-5003-5742	M4 zirconia stylus	\$71	7-27
A-5003-5743	M4 zirconia stylus	\$63	7-27
A-5003-5744	M4 zirconia stylus	\$221	7-30
A-5003-5745	M4 zirconia stylus	\$240	7-30
A-5003-5746	M5 zirconia stylus	\$86	7-39
A-5003-5747	M5 zirconia stylus	\$94	7-39
A-5003-5748	M5 zirconia stylus	\$134	7-40
A-5003-5749	M5 zirconia stylus	\$188	7-43
A-5003-5909	M5 stylus kit - comprehensive	\$3,760	7-104

## Alpha-numeric price list

Part number	Description	Price	Page number
A-5003-5910	M5 stylus kit - general purpose	\$2,575	7-105
A-5003-5911	M5 stylus kit - standard	\$1,236	7-103
A-5003-5912	M5 stylus extension kit 11 mm	\$1,475	7-106
A-5003-5913	M5 stylus extension kit 20 mm	\$2,065	7-107
A-5003-6120	M2 silicon nitride stylus	\$69	7-13
A-5003-6134	M5 stylus tool	\$21	7-46, 7-102, 7-103, 7-104, 7-105, 7-106
A-5003-6135	M5 stylus tool	\$21	7-46, 7-105, 7-107
A-5003-6151	M3 stylus kit	\$435	7-96
A-5003-6152	M2 stylus kit	\$455	7-96
A-5003-6153	M3 stylus kit	\$515	7-97
A-5003-6168	M5 stylus kit SP80	\$900	7-102
A-5003-6257	M3 silicon nitride stylus	\$69	7-21
A-5003-6510	M4 ruby stylus	\$145	2-6, 2-11, 7-30
A-5003-6511	M4 ruby stylus	\$274	2-6, 2-11, 7-30
A-5003-6512	M4 ruby stylus	\$289	2-6, 2-11, 7-30
A-5003-6691	M2 silicon nitride stylus	\$73	7-13
A-5003-6695	M3 silicon nitride stylus	\$78	7-21
A-5003-6766	M3 zirconia stylus	\$104	7-21
A-5003-6767	M3 zirconia stylus	\$104	7-22
A-5003-6768	M3 zirconia stylus	\$104	7-22
A-5003-6771	M3 zirconia stylus	\$178	7-23
A-5003-6778	M3 zirconia stylus	\$188	7-23
A-5003-7054	M3 ruby stylus	\$301	7-24, 7-98
A-5003-7055	M3 ruby stylus	\$301	7-24, 7-98
A-5003-7056	M3 ruby stylus	\$275	7-24, 7-98
A-5003-7057	M3 ruby stylus	\$275	7-24, 7-98
A-5003-7098	M3 disk stylus	\$300	7-26
A-5003-7103	M4 tungsten carbide stylus	\$79	7-36
A-5003-7104	M4 tungsten carbide stylus	\$88	7-36
A-5003-7261	M2 zirconia stylus	\$69	7-13
A-5003-7269	M2 silicon nitride stylus	\$143	7-15
A-5003-7306	M4 ruby stylus	\$128	2-6, 2-11, 7-30
A-5003-7445	M3 ruby stylus	\$275	7-24
A-5003-7446	M3 ruby stylus	\$301	7-24
A-5003-7447	M3 ruby stylus	\$301	7-24
A-5003-7573	M2 silicon nitride stylus	\$86	7-14
A-5003-7665	M3 zirconia stylus	\$115	7-22
A-5003-7672	M2 zirconia stylus	\$165	7-13
A-5003-7673	Stylus for Faro arms	\$150	7-53
A-5003-7674	Stylus for Faro arms	\$150	7-53
A-5003-7675	Stylus for Faro arms	\$150	7-53
A-5003-7676	Stylus for Faro arms	\$150	7-53
A-5003-7677	Stylus for Faro arms	\$150	7-53
A-5003-7678	Stylus for Faro arms	\$150	7-53, 7-54
A-5003-7679	Stylus for Faro arms	\$150	7-53, 7-54
A-5003-7723	M2 zirconia stylus	\$69	7-13
A-5003-7757	M2 zirconia stylus	\$69	7-13
A-5003-8091	M3 silicon nitride stylus	\$135	7-21

Part number	Description	Price	Page number
A-5003-8124	M3 stylus kit	\$1,200	7-98
A-5003-9190	Faro probe kit	\$1,034	7-54
A-5003-9495	M3 zirconia stylus	\$355	7-24
A-5003-9500	M3 zirconia stylus	\$94	7-21
A-5003-9524	M2 silicon nitride stylus	\$69	7-13
A-5004-0002	M3 stylus extension for Zeiss	\$99	7-78
A-5004-0165	M2 zirconia stylus	\$69	7-13
A-5004-0210	M2 silicon nitride stylus	\$53	7-13
A-5004-0236	M2 silicon nitride stylus	\$69	7-13
A-5004-0237	M2 silicon nitride stylus	\$78	7-13
A-5004-0264	M2 zirconia stylus	\$86	7-14
A-5004-0435	M2 zirconia stylus	\$86	7-14
A-5004-0437	M2 zirconia stylus	\$86	7-14
A-5004-0618	M2 zirconia stylus	\$121	7-15
A-5004-0654	M3 star stylus for Zeiss	\$278	7-78
A-5004-0656	M3 stylus for Zeiss	\$60	7-73
A-5004-0802	M3 stylus for Zeiss	\$97	7-75
A-5004-0803	M3 stylus for Zeiss	\$99	7-75
A-5004-0806	M3 stylus for Zeiss	\$106	7-75
A-5004-0808	M3 stylus for Zeiss	\$162	7-75
A-5004-1017	M2 silicon nitride stylus	\$108	7-14
A-5004-1021	M2 silicon nitride stylus	\$86	7-14
A-5004-1057	M2 zirconia stylus	\$69	7-13
A-5004-1058	M2 zirconia stylus	\$86	7-14
A-5004-1059	M2 zirconia stylus	\$86	7-15
A-5004-1195	M3 silicon nitride stylus	\$86	7-22
A-5004-1198	M3 silicon nitride stylus	\$86	7-21
A-5004-1199	M3 silicon nitride stylus	\$86	7-22
A-5004-1201	M3 silicon nitride stylus	\$95	7-22
A-5004-1329	M2 zirconia stylus	\$121	7-16
A-5004-1330	M2 zirconia stylus	\$112	7-16
A-5004-1331	M2 zirconia stylus	\$103	7-16
A-5004-1387	M2 disk stylus	\$103	7-18
A-5004-1395	M2 disk stylus	\$121	7-18
A-5004-1396	M2 disk stylus	\$121	7-18
A-5004-1508	M2 silicon nitride stylus	\$86	7-14
A-5004-1519	M2 silicon nitride stylus	\$115	7-16
A-5004-1702	M3 stylus for Zeiss	\$73	7-73
A-5004-1711	M2 zirconia stylus	\$86	7-14
A-5004-1714	M2 zirconia stylus	\$104	7-14
A-5004-1718	M3 silicon nitride stylus	\$192	7-22
A-5004-1779	M3 stylus for Zeiss	\$138	7-73
A-5004-1856	Clamping screw for Zeiss	\$18	7-79
A-5004-1857	Clamping screw for Zeiss	\$18	7-79
A-5004-1858	M3 stylus for Zeiss	\$138	7-76
A-5004-1859	M3 stylus extension for Zeiss	\$140	7-78
A-5004-1861	M3 stylus for Zeiss	\$62	7-73
A-5004-1862	M3 stylus for Zeiss	\$60	7-73
A-5004-1863	M3 stylus for Zeiss	\$60	7-73

## Alpha-numeric price list

Part number	Description	Price	Page number
A-5004-1865	Crash protection device (pack of 10)	\$165	7-32
A-5004-1867	Crash protection device (pack of 10)	\$165	7-32
A-5004-1869	Crash protection device (pack of 10)	\$165	7-32
A-5004-1883	M3 stylus for Zeiss	\$69	7-73
A-5004-1884	M3 stylus for Zeiss	\$99	7-75
A-5004-1918	M2 silicon nitride stylus	\$69	7-13
A-5004-1920	M2 silicon nitride stylus	\$69	7-13
A-5004-1921	M2 silicon nitride stylus	\$78	7-13
A-5004-1922	M2 silicon nitride stylus	\$112	7-13
A-5004-1923	M2 silicon nitride stylus	\$69	7-13
A-5004-1925	M2 silicon nitride stylus	\$86	7-14
A-5004-1928	M2 silicon nitride stylus	\$86	7-14
A-5004-1929	M2 silicon nitride stylus	\$86	7-14
A-5004-1930	M2 silicon nitride stylus	\$95	7-14
A-5004-1931	M2 silicon nitride stylus	\$86	7-14
A-5004-1932	M2 silicon nitride stylus	\$86	7-14
A-5004-1933	M2 silicon nitride stylus	\$86	7-14
A-5004-1944	M2 silicon nitride stylus	\$86	7-14
A-5004-1945	M2 silicon nitride stylus	\$95	7-14
A-5004-1946	M2 silicon nitride stylus	\$103	7-15
A-5004-1952	M2 silicon nitride stylus	\$103	7-15
A-5004-1953	M2 silicon nitride stylus	\$112	7-15
A-5004-1954	M2 silicon nitride stylus	\$121	7-15
A-5004-1955	M2 silicon nitride stylus	\$103	7-15
A-5004-1956	M2 silicon nitride stylus	\$112	7-15
A-5004-1957	M2 silicon nitride stylus	\$121	7-15
A-5004-1959	M2 silicon nitride stylus	\$86	7-15
A-5004-1960	M2 silicon nitride stylus	\$86	7-15
A-5004-1961	M2 silicon nitride stylus	\$86	7-15
A-5004-1962	M2 silicon nitride stylus	\$95	7-15
A-5004-1963	M2 silicon nitride stylus	\$86	7-15
A-5004-1964	M2 silicon nitride stylus	\$86	7-15
A-5004-1965	M2 silicon nitride stylus	\$95	7-15
A-5004-1967	M2 silicon nitride stylus	\$103	7-16
A-5004-1968	M2 silicon nitride stylus	\$112	7-16
A-5004-1969	M2 silicon nitride stylus	\$201	7-16
A-5004-1970	M2 silicon nitride stylus	\$103	7-16
A-5004-1971	M2 silicon nitride stylus	\$112	7-16
A-5004-1972	M2 silicon nitride stylus	\$121	7-16
A-5004-1973	M2 silicon nitride stylus	\$121	7-17
A-5004-1974	M2 silicon nitride stylus	\$121	7-17
A-5004-1975	M2 silicon nitride stylus	\$121	7-17
A-5004-1976	M2 silicon nitride stylus	\$121	7-17
A-5004-1977	M2 silicon nitride stylus	\$121	7-17
A-5004-1978	M2 silicon nitride stylus	\$138	7-17
A-5004-1979	M3 silicon nitride stylus	\$69	7-21
A-5004-1980	M3 silicon nitride stylus	\$69	7-21
A-5004-1981	M3 silicon nitride stylus	\$78	7-21
A-5004-1982	M3 silicon nitride stylus	\$86	7-21



Part number	Description	Price	Page number
A-5004-1983	M3 silicon nitride stylus	\$86	7-21
A-5004-1984	M3 silicon nitride stylus	\$86	7-21
A-5004-1985	M3 silicon nitride stylus	\$86	7-22
A-5004-1986	M3 silicon nitride stylus	\$86	7-22
A-5004-1987	M3 silicon nitride stylus	\$86	7-22
A-5004-1988	M3 silicon nitride stylus	\$153	7-22
A-5004-1989	M3 silicon nitride stylus	\$103	7-22
A-5004-1990	M3 silicon nitride stylus	\$112	7-22
A-5004-1991	M3 silicon nitride stylus	\$147	7-23
A-5004-1992	M3 silicon nitride stylus	\$293	7-24
A-5004-1993	M3 silicon nitride stylus	\$293	7-24
A-5004-1994	M3 silicon nitride stylus	\$293	7-24
A-5004-1995	M3 silicon nitride stylus	\$293	7-24
A-5004-1996	M3 silicon nitride stylus	\$310	7-24
A-5004-1997	M3 silicon nitride stylus	\$310	7-24
A-5004-1998	M3 silicon nitride stylus	\$310	7-24
A-5004-2001	M3 stylus extension for Zeiss	\$124	7-78
A-5004-2016	M2 silicon nitride stylus	\$189	7-13
A-5004-2018	M2 silicon nitride stylus	\$69	7-13
A-5004-2019	M2 silicon nitride stylus	\$169	7-14
A-5004-2021	M2 silicon nitride stylus	\$86	7-14
A-5004-2022	M2 silicon nitride stylus	\$86	7-14
A-5004-2023	M3 silicon nitride stylus	\$323	7-21
A-5004-2108	M3 stylus for Zeiss	\$106	7-75
A-5004-2182	PH20 calibration stylus	\$100	1-13
A-5004-2185	M3 stylus for Zeiss	\$73	7-73
A-5004-2186	M3 stylus for Zeiss	\$73	7-73
A-5004-2203	M2 zirconia stylus	\$78	7-13
A-5004-2632	M2 zirconia stylus	\$210	7-13
A-5004-2786	M3 stylus for Zeiss	\$99	7-75
A-5004-2913	M2 zirconia stylus	\$69	7-13
A-5004-2914	M2 zirconia stylus	\$69	7-13
A-5004-2915	M2 zirconia stylus	\$112	7-13
A-5004-2916	M2 zirconia stylus	\$69	7-13
A-5004-2917	M2 zirconia stylus	\$69	7-13
A-5004-2918	M2 zirconia stylus	\$69	7-13
A-5004-2919	M2 zirconia stylus	\$191	7-13
A-5004-2920	M2 zirconia stylus	\$217	7-14
A-5004-2921	M2 zirconia stylus	\$86	7-14
A-5004-2922	M2 zirconia stylus	\$86	7-14
A-5004-2923	M2 zirconia stylus	\$86	7-14
A-5004-2924	M2 zirconia stylus	\$86	7-14
A-5004-2925	M2 zirconia stylus	\$86	7-14
A-5004-2926	M2 zirconia stylus	\$95	7-14
A-5004-2927	M2 zirconia stylus	\$104	7-14
A-5004-2928	M2 zirconia stylus	\$86	7-14
A-5004-2929	M2 zirconia stylus	\$86	7-14
A-5004-2930	M2 zirconia stylus	\$95	7-14
A-5004-2931	M2 zirconia stylus	\$103	7-15

## Alpha-numeric price list

Part number	Description	Price	Page number
A-5004-2932	M2 zirconia stylus	\$103	7-15
A-5004-2933	M2 zirconia stylus	\$112	7-15
A-5004-2934	M2 zirconia stylus	\$121	7-15
A-5004-2935	M2 zirconia stylus	\$164	7-15
A-5004-2936	M2 zirconia stylus	\$112	7-15
A-5004-2937	M2 zirconia stylus	\$86	7-15
A-5004-2938	M2 zirconia stylus	\$86	7-15
A-5004-2939	M2 zirconia stylus	\$86	7-15
A-5004-2940	M2 zirconia stylus	\$95	7-15
A-5004-2942	M2 zirconia stylus	\$86	7-15
A-5004-2943	M2 zirconia stylus	\$86	7-15
A-5004-2944	M2 zirconia stylus	\$95	7-15
A-5004-2945	M2 zirconia stylus	\$103	7-16
A-5004-2946	M2 zirconia stylus	\$103	7-16
A-5004-2947	M2 zirconia stylus	\$112	7-16
A-5004-2948	M2 zirconia stylus	\$121	7-16
A-5004-2949	M2 zirconia stylus	\$121	7-17
A-5004-2950	M2 zirconia stylus	\$121	7-17
A-5004-2951	M2 zirconia stylus	\$121	7-17
A-5004-2952	M2 zirconia stylus	\$121	7-17
A-5004-2953	M2 zirconia stylus	\$121	7-17
A-5004-2954	M2 zirconia stylus	\$138	7-17
A-5004-2955	M3 zirconia stylus	\$84	7-21
A-5004-2956	M3 zirconia stylus	\$84	7-21
A-5004-2957	M3 zirconia stylus	\$84	7-21
A-5004-2958	M3 zirconia stylus	\$94	7-21
A-5004-2959	M3 zirconia stylus	\$230	7-21
A-5004-2960	M3 zirconia stylus	\$104	7-21
A-5004-2961	M3 zirconia stylus	\$104	7-21
A-5004-2962	M3 zirconia stylus	\$104	7-21
A-5004-2963	M3 zirconia stylus	\$104	7-21
A-5004-2964	M3 zirconia stylus	\$104	7-22
A-5004-2965	M3 zirconia stylus	\$104	7-22
A-5004-2966	M3 zirconia stylus	\$115	7-22
A-5004-2968	M3 zirconia stylus	\$104	7-22
A-5004-2969	M3 zirconia stylus	\$125	7-22
A-5004-2970	M3 zirconia stylus	\$136	7-22
A-5004-2972	M3 zirconia stylus	\$355	7-24
A-5004-2973	M3 zirconia stylus	\$355	7-24
A-5004-2974	M3 zirconia stylus	\$355	7-24
A-5004-2975	M3 zirconia stylus	\$376	7-24
A-5004-2976	M3 zirconia stylus	\$376	7-24
A-5004-2977	M3 zirconia stylus	\$376	7-24
A-5004-3176	M3 stylus for Zeiss	\$167	7-73
A-5004-3179	M3 stylus for Zeiss	\$60	7-73
A-5004-3185	Stylus cube for Zeiss	\$24	7-79
A-5004-3187	M3 stylus for Zeiss	\$59	7-73
A-5004-3188	M3 stylus for Zeiss	\$59	7-73
A-5004-3272	M3 stylus for Zeiss	\$57	7-73

Part number	Description	Price	Page number
A-5004-3273	M3 stylus for Zeiss	\$57	7-73
A-5004-3274	M3 stylus for Zeiss	\$57	7-73
A-5004-3282	M3 stylus for Zeiss	\$110	7-76
A-5004-3284	M3 star stylus for Zeiss	\$319	7-77
A-5004-3285	Stylus knuckle for Zeiss	\$168	7-80
A-5004-3427	M3 stylus for Zeiss	\$64	7-73
A-5004-3428	M3 stylus for Zeiss	\$64	7-73
A-5004-3429	M3 stylus for Zeiss	\$126	7-75
A-5004-3430	M3 stylus extension for Zeiss	\$81	7-78
A-5004-3437	Stylus cube for Zeiss	\$71	7-79
A-5004-3519	M3 stylus for Zeiss	\$54	7-73
A-5004-4635	M3 stylus for Zeiss	\$145	7-76
A-5004-5466	M3 silicon nitride stylus	\$155	7-23
A-5004-6723	HPRA/HPPA/HPMA break stem	\$25	2-38, 2-41, 7-32
A-5004-7443	Crash protection device	\$25	2-24, 7-32
A-5004-7582	M2-M3 stylus tool	\$9	7-89, 7-90, 7-91, 7-92, 7-93, 7-94, 7-95, 7-96, 7-97, 7-98, 7-99, 7-100, 7-101
A-5004-7583	M3 stylus extension	\$15	7-25, 7-81, 7-99, 7-100
A-5004-7584	M3 stylus extension	\$12	7-25, 7-99, 7-100
A-5004-7585	M2 stylus extension	\$13	7-19, 7-84
A-5004-7586	M2 stylus extension	\$15	7-19
A-5004-7587	M4 stylus tool	\$12	7-89, 7-101
A-5004-7588	M2 pointer stylus	\$25	7-20
A-5004-7589	M2 cylinder stylus	\$26	7-18
A-5004-7590	M2 cylinder stylus	\$26	7-18
A-5004-7591	M2 stylus extension	\$17	7-19, 7-84
A-5004-7592	M3/M2 stylus adaptor	\$14	7-88, 7-94, 7-95, 7-101
A-5004-7593	M2/M3 stylus adaptor	\$12	7-88, 7-90, 7-100
A-5004-7595	M4/M2 stylus adaptor	\$32	7-88
A-5004-7596	M4/M3 stylus adaptor	\$20	7-88, 7-101
A-5004-7597	M4/M3 stylus adaptor	\$32	7-88, 7-101
A-5004-7598	Crash protection device	\$8	7-32
A-5004-7599	M4 stylus extension	\$36	7-35
A-5004-7600	M4 stylus extension	\$36	7-35
A-5004-7601	M4 stylus extension	\$36	7-35
A-5004-7602	M4 stylus extension	\$36	7-35
A-5004-7603	Crash protection device	\$5	7-32
A-5004-7604	Crash protection device	\$5	7-32
A-5004-7605	M4 stylus crank	\$57	7-31
A-5004-7606	M4 stylus crank	\$57	7-31
A-5004-7607	M4 swivel adaptor	\$50	7-31
A-5004-7608	M4 swivel adaptor	\$50	7-31
A-5004-7609	M3 stylus extension	\$13	7-25, 7-81
A-5004-7610	M2 stylus extension	\$12	7-19, 7-84
A-5004-7611	M2 stylus extension	\$19	7-19, 7-84
A-5004-7612	TF6/M3 stylus adaptor	\$35	7-88
A-5004-7613	M5/M4 stylus adaptor	\$32	7-88
A-5004-7614	M5 stylus tool	\$15	7-89, 7-102, 7-103, 7-104, 7-105

## Alpha-numeric price list

Part number	Description	Price	Page number
A-5004-7615	Crash protection device	\$60	7-37
A-5004-7616	TS20 break protect link	\$25	2-41, 7-32
A-5004-7617	Stylus holder	\$95	7-33
A-5004-7618	TS20 break protect link	\$25	2-41, 7-32
A-5004-7619	TS20 break protect link	\$25	2-41, 7-32
A-5004-7620	HPRA/HPPA/HPMA M4 break stem	\$25	2-41, 7-32
A-5004-7621	Crash protection device	\$25	7-32
A-5004-7622	TSA M4 break stem	\$25	7-32
A-5004-7624	HPRA/HPPA/HPMA break stem	\$25	2-38, 2-41, 7-32
A-5036-0005	ACR3 4 port rack	\$10,546	1-55
A-5036-0005-RBE	ACR3 4 port rack RBE	\$3,071	8-4
A-5036-0049	ACR1/ACR3 short port replacement kit	\$299	1-54, 8-10
A-5069-0001	OMP400 probe kit (legacy)	\$5,020	2-5
A-5069-0001-RBE	OMP400 probe RBE	\$1,806	8-5
A-5069-2001	OMP400 probe kit (modulated)	\$5,020	2-5
A-5069-2001-RBE	OMP400 probe RBE	\$1,806	8-5
A-5103-3600-XC	XM-60 multi-axis calibration system	\$139,702	5-2
A-5103-3600	XM-60 multi-axis calibration system	\$129,625	5-2
A-5103-4330	Receiver beam shroud	\$62	5-3
A-5103-4340	Cable clip	\$315	5-3
A-5103-4360	System case	\$1,393	5-3
A-5103-4370	XM power supply kit	\$203	5-3
A-5103-4480	XM battery tray	\$688	5-3
A-5103-4620	Fixture kit	\$3,370	5-3, 5-25
A-5103-4649	Extrusion fixings kit	\$480	5-7
A-5103-4664	Vertical mount pin kit	\$95	5-3
A-5103-4700-XC	XM-600 multi-axis calibration system	\$170,217	5-2
A-5103-4700	XM-600 multi-axis calibration system	\$160,140	5-2
A-5103-9070	Mount plate kit assembly spare	\$597	5-3
A-5180-0001	OMP600 probe kit (legacy)	\$5,020	2-10
A-5180-2001	OMP600 probe kit (modulated)	\$5,020	2-10
A-5180-2001-RBE	OMP600 RBE	\$1,733	8-5
A-5191-0019	OMI-2/OMM-2 window kit	\$134	8-10
A-5191-0049	OMI-2 optical receiver/interface	\$1,740	2-4, 2-6, 2-8, 2-11, 2-22, 2-29, 2-30, 2-45
A-5191-0050	OMI-2 optical receiver/interface	\$1,830	2-4, 2-6, 2-8, 2-11, 2-22, 2-29, 2-45
A-5191-0050-RBE	OMI-2 RBE	\$887	8-8
A-5299-2933	Air blast solenoid kit	\$492	2-20, 2-26
A-5312-0001-RBE	RMP600 RBE	\$2,027	8-5
A-5312-0001	RMP600 probe kit	\$7,700	2-16
A-5331-0015	MCUlite-2 joystick	\$760	1-10
A-5358-5016	Equator™ joystick cable	\$254	3-6
A-5378-0080	RVP probe	\$28,445	1-18
A-5378-0081	VPCP vision probe change port	\$1,930	1-18
A-5378-0082	VM10 vision module	\$6,095	1-18
A-5378-0083	VMCP vision module change port	\$1,930	1-18
A-5378-0088	VM12 vision module	\$7,245	1-18
A-5378-0089	VA10 calibration artefact	\$1,321	1-18

Part number	Description	Price	Page number
A-5378-0093	VM11-2 vision module	\$7,619	1-18
A-5378-0094	RVP ACM module only	\$7,518	1-18
A-5378-9504	RVP combo kit	\$49,270	1-19
A-5378-9505	RVP VM10 kit	\$39,720	1-19
A-5378-9506	RVP VM11-2 kit	\$41,245	1-19
A-5381-0036	MCU-W 1 battery	\$212	1-10
A-5381-0095	MCU-W battery (2 pack)	\$404	1-10
A-5400-8###	RTP20 non-rack kit	\$6,929	1-5
A-5400-####	RTP20 rack kit	\$7,919	1-5
A-5401-0301	OTS/RTS battery cap	\$180	8-10
A-5401-0350	OTS/RTS base assembly	\$122	8-10
A-5401-2001	OTS ½ AA probe kit	\$2,498	2-22
A-5401-2001-RBE	OTS RBE	\$1,050	8-6
A-5401-8512	OTS/RTS front cover kit	\$135	8-10
A-5439-0049	OMI-2T optical receiver/interface (8 m cable)	\$1,740	2-4, 2-6, 2-8, 2-11, 2-22, 2-29, 2-30, 2-45
A-5439-0050	OMI-2T optical receiver/interface (15 m cable)	\$1,830	2-4, 2-6, 2-8, 2-11, 2-22, 2-29, 2-45
A-5439-0050-RBE	OMI-2T RBE	\$887	8-8
A-5450-0400-RBE	TRS2 RBE	\$709	8-6
A-5450-0400	TRS2 probe only	\$2,208	2-27
A-5450-0440	TRS2 replacement air cap	\$37	2-27
A-5450-0460	TRS2 sapphire glass window	\$154	2-27
A-5450-0470	TRS2 receiver lens	\$60	2-27
A-5450-2000	TRS2 air regulator kit (3 bowl)	\$487	2-27
A-5475-0001	LTS kit	\$1,032	2-26
A-5475-0002	LTS with adaptor block	\$1,116	2-26
A-5475-0060	LTS tool kit	\$25	2-26
A-5475-0401	LTS installation kit	\$99	2-26
A-5475-0402	LTS Ø26 mm contact pad kit	\$215	2-26
A-5475-0403	LTS air pipe	\$66	2-26
A-5475-0404	LTS adaptor block (T-slot mounting)	\$86	2-26
A-5475-0405	LTS riser block 50 mm	\$192	2-26
A-5475-0406	LTS riser block 100 mm	\$305	2-26
A-5475-0407	LTS conduit bulkhead kit	\$167	2-26
A-5475-0408	LTS conduit extension kit 2 m	\$167	2-26
A-5475-0409	LTS conduit extension kit 5 m	\$269	2-26
A-5475-8700	LTS software package	\$237	2-26
A-5480-0001-RBE	RMP40 RBE	\$1,622	8-5
A-5480-0001	RMP40 probe kit	\$5,631	2-12
A-5492-0051	OMM-2 optical receiver	\$1,085	2-4, 2-5, 2-8, 2-11, 2-22, 2-29, 2-30, 2-45
A-5492-0051-RBE	OMM-2 RBE	\$709	8-8
A-5492-2000	OSI interface	\$1,024	2-4, 2-6, 2-8, 2-11, 2-22, 2-29, 2-30, 2-44
A-5500-1000	HSI interface	\$217	2-2, 2-24, 2-25, 2-35, 2-42, 2-44
A-5500-1600	MP250 probe kit	\$4,862	2-36
A-5500-1600-RBE	MP250 RBE	\$1,134	8-7
A-5500-1710	FS10 adjustable female socket for MP250	\$249	2-36

## Alpha-numeric price list

Part number	Description	Price	Page number
A-5500-1810	FS20 fixed female socket for MP250	\$249	2-36
A-5504-0040-RBE	Equator™ 300 RBE	\$10,973	8-8
A-5504-0050-RBE	Equator™ 300 extended height RBE	\$11,550	8-8
A-5504-0203	Equator™ fixturing plate spacer (50 mm)	\$842	3-7
A-5504-0205	Equator™ SP25-2 scanning kit	\$13,133	3-9
A-5504-0207	Equator™ fixturing plate spacer (150 mm)	\$842	3-7
A-5504-0209	Equator™ training block	\$743	3-10
A-5504-0250	Equator™ autochange rack	\$2,679	3-6
A-5504-0252	Equator™ full 5-sphere calibration artefact	\$440	3-7
A-5504-0255	Equator™ stop button	\$479	3-6
A-5504-0258	Equator™ joystick kit	\$760	3-6
A-5504-0274	Extended calibration artefact stem	\$128	3-7
A-5504-0281	Equator™ basic stylus kit	\$780	3-9
A-5504-0282	Equator™ intermediate stylus kit	\$1,455	3-9
A-5504-0283	Equator™ advanced stylus kit	\$2,851	3-9
A-5504-2552	Equator fixturing plate (M6)	\$508	3-7, 4-15
A-5504-2553	Equator fixturing plate (M8)	\$508	3-7, 4-15
A-5504-9055	Cleaning kit	\$107	3-7
A-5514-2001	OTS AA probe kit	\$2,498	2-22
A-5514-2001-RBE	OTS (AA) RBE	\$1,134	8-6
A-5518-1095	REVO-2 head kit	\$49,343	1-15
A-5555-0013	Cone adaptor for Zeiss	\$34	7-55
A-5555-0014	Cone adaptor for Zeiss	\$25	7-55
A-5555-0015	Conical holder for Zeiss	\$64	7-55
A-5555-0016	Conical holder for Zeiss	\$60	7-55
A-5555-0017	Conical holder for Zeiss	\$57	7-55
A-5555-0018	M5 stylus for Zeiss	\$45	7-56
A-5555-0019	M5 stylus for Zeiss	\$45	7-56
A-5555-0020	M5 stylus for Zeiss	\$45	7-56
A-5555-0021	M5 stylus for Zeiss	\$45	7-56
A-5555-0022	M5 stylus for Zeiss	\$57	7-56
A-5555-0023	M5 stylus for Zeiss	\$60	7-56
A-5555-0024	M5 stylus for Zeiss	\$53	7-56
A-5555-0025	M5 stylus for Zeiss	\$50	7-56
A-5555-0026	M5 stylus for Zeiss	\$57	7-56
A-5555-0027	M5 stylus for Zeiss	\$57	7-56
A-5555-0028	M5 stylus for Zeiss	\$60	7-56
A-5555-0029	M5 stylus for Zeiss	\$64	7-56
A-5555-0030	M5 stylus for Zeiss	\$69	7-56
A-5555-0031	M5 stylus for Zeiss	\$66	7-56
A-5555-0032	M5 stylus for Zeiss	\$66	7-56
A-5555-0033	M5 stylus for Zeiss	\$66	7-56
A-5555-0034	M5 stylus for Zeiss	\$66	7-56
A-5555-0035	M5 stylus for Zeiss	\$83	7-56
A-5555-0036	M5 stylus for Zeiss	\$67	7-56
A-5555-0037	M5 stylus for Zeiss	\$81	7-56
A-5555-0038	M5 stylus for Zeiss	\$73	7-56
A-5555-0039	M5 stylus for Zeiss	\$94	7-56
A-5555-0040	M5 stylus for Zeiss	\$73	7-56

Part number	Description	Price	Page number
A-5555-0041	M5 stylus for Zeiss	\$52	7-60
A-5555-0042	M5 stylus for Zeiss	\$57	7-60
A-5555-0043	M5 stylus for Zeiss	\$64	7-60
A-5555-0044	M5 stylus for Zeiss	\$69	7-60
A-5555-0045	M5 stylus for Zeiss	\$71	7-60
A-5555-0046	M5 stylus for Zeiss	\$80	7-60
A-5555-0047	M5 stylus for Zeiss	\$80	7-60
A-5555-0048	M5 stylus for Zeiss	\$87	7-60
A-5555-0049	M5 stylus for Zeiss	\$71	7-60
A-5555-0050	M5 stylus for Zeiss	\$80	7-60
A-5555-0051	M5 stylus for Zeiss	\$81	7-60
A-5555-0052	M5 stylus for Zeiss	\$78	7-60
A-5555-0053	M5 stylus for Zeiss	\$67	7-60
A-5555-0054	M5 stylus for Zeiss	\$66	7-60
A-5555-0055	M5 stylus for Zeiss	\$69	7-60
A-5555-0056	M5 stylus for Zeiss	\$66	7-60
A-5555-0057	M5 stylus for Zeiss	\$69	7-60
A-5555-0058	M5 stylus for Zeiss	\$66	7-60
A-5555-0059	M5 stylus for Zeiss	\$69	7-60
A-5555-0060	M5 stylus for Zeiss	\$67	7-60
A-5555-0061	M5 stylus for Zeiss	\$66	7-60
A-5555-0062	M5 stylus for Zeiss	\$69	7-60
A-5555-0063	M5 stylus for Zeiss	\$73	7-60
A-5555-0064	M5 stylus for Zeiss	\$140	7-60
A-5555-0065	M5 stylus for Zeiss	\$131	7-60
A-5555-0066	M5 stylus for Zeiss	\$127	7-60
A-5555-0067	M5 stylus for Zeiss	\$131	7-60
A-5555-0068	M5 stylus for Zeiss	\$131	7-60
A-5555-0069	M5 star stylus for Zeiss	\$191	7-61
A-5555-0070	M5 star stylus for Zeiss	\$191	7-61
A-5555-0071	M5 star stylus for Zeiss	\$191	7-61
A-5555-0072	M5 star stylus for Zeiss	\$207	7-61
A-5555-0073	M5 star stylus for Zeiss	\$222	7-61
A-5555-0074	M5 stylus for Zeiss	\$103	7-61
A-5555-0075	M5 stylus for Zeiss	\$124	7-61
A-5555-0076	M5 stylus for Zeiss	\$134	7-61
A-5555-0077	M5 stylus for Zeiss	\$199	7-61
A-5555-0078	M5 stylus for Zeiss	\$46	7-61
A-5555-0079	M5 stylus for Zeiss	\$46	7-61
A-5555-0080	M5 stylus for Zeiss	\$41	7-61
A-5555-0081	M5 stylus for Zeiss	\$43	7-61
A-5555-0082	M5 stylus for Zeiss	\$55	7-61
A-5555-0083	M5 stylus for Zeiss	\$64	7-61
A-5555-0084	M5 stylus for Zeiss	\$80	7-61
A-5555-0085	M5 stylus for Zeiss	\$64	7-61
A-5555-0086	M5 stylus for Zeiss	\$64	7-61
A-5555-0087	M5 stylus for Zeiss	\$62	7-61
A-5555-0088	M5 stylus for Zeiss	\$55	7-61
A-5555-0089	Flat washer for Zeiss styli	\$15	7-62

## Alpha-numeric price list

Part number	Description	Price	Page number
A-5555-0090	Flat washer for Zeiss styli	\$16	7-62
A-5555-0091	Grooved washer for Zeiss styli	\$46	7-62
A-5555-0092	Grooved washer for Zeiss styli	\$48	7-62
A-5555-0093	Pin for Zeiss styli	\$6	7-63
A-5555-0094	Pin for Zeiss styli	\$6	7-63
A-5555-0095	Pin for Zeiss styli	\$8	7-63
A-5555-0096	Pin for Zeiss styli	\$8	7-63
A-5555-0099	Rotary adaptor for Zeiss	\$170	7-63
A-5555-0104	Holder for Zeiss styli	\$64	7-63
A-5555-0105	Holder for Zeiss styli	\$64	7-64
A-5555-0106	Holder for Zeiss styli	\$64	7-64
A-5555-0107	M5 stylus for Zeiss	\$48	7-64
A-5555-0108	M5 stylus for Zeiss	\$64	7-64
A-5555-0109	M5 stylus for Zeiss	\$165	7-64
A-5555-0110	M5 stylus for Zeiss	\$48	7-64
A-5555-0111	M5 stylus for Zeiss	\$46	7-64
A-5555-0112	M5 stylus for Zeiss	\$48	7-64
A-5555-0113	M5 stylus for Zeiss	\$39	7-64
A-5555-0114	M5 stylus for Zeiss	\$45	7-64
A-5555-0115	M5 stylus for Zeiss	\$46	7-64
A-5555-0116	M5 stylus for Zeiss	\$45	7-64
A-5555-0117	M5 stylus for Zeiss	\$50	7-64
A-5555-0118	Holder for Zeiss swivel styli	\$80	7-64
A-5555-0119	Swivel stylus for Zeiss	\$69	7-64
A-5555-0120	Swivel stylus for Zeiss	\$66	7-64
A-5555-0121	Disk stylus for Zeiss	\$166	7-65
A-5555-0122	Disk stylus for Zeiss	\$168	7-65
A-5555-0123	Disk stylus for Zeiss	\$247	7-65
A-5555-0124	Disk stylus for Zeiss	\$212	7-65
A-5555-0125	M5 stylus extension	\$92	7-51, 7-66, 7-105
A-5555-0126	M5 stylus extension for Zeiss	\$81	7-66
A-5555-0127	M5 stylus extension	\$73	7-51, 7-66, 7-105
A-5555-0128	M5 stylus extension for Zeiss	\$71	7-66
A-5555-0129	M5 stylus extension for Zeiss	\$71	7-66
A-5555-0130	M5 stylus extension for Zeiss	\$67	7-66
A-5555-0131	M5 stylus extension for Zeiss	\$48	7-66
A-5555-0132	M5 stylus extension for Zeiss	\$46	7-66
A-5555-0133	M5 stylus extension for Zeiss	\$45	7-66
A-5555-0134	M5 stylus extension for Zeiss	\$41	7-66
A-5555-0135	M5 stylus extension for Zeiss	\$39	7-66
A-5555-0136	M5 stylus extension	\$29	7-50, 7-66, 7-102, 7-103
A-5555-0137	M5 stylus extension for Zeiss	\$29	7-66
A-5555-0138	M5 stylus extension for Zeiss	\$27	7-66
A-5555-0139	M5 stylus extension for Zeiss	\$25	7-66
A-5555-0140	M5 stylus extension	\$25	7-50, 7-66, 7-105
A-5555-0141	M5 stylus extension for Zeiss	\$25	7-66
A-5555-0142	M5 stylus extension	\$25	7-50, 7-66
A-5555-0143	M5 stylus extension for Zeiss	\$30	7-66
A-5555-0144	M5 stylus extension for Zeiss	\$34	7-66



Part number	Description	Price	Page number
A-5555-0145	M5 stylus extension for Zeiss	\$36	7-66
A-5555-0146	M5 stylus extension for Zeiss	\$37	7-66
A-5555-0147	M5 stylus extension for Zeiss	\$39	7-66
A-5555-0148	M5 stylus extension for Zeiss	\$39	7-66
A-5555-0149	M5 stylus extension for Zeiss	\$48	7-66
A-5555-0150	M5 stylus extension for Zeiss	\$62	7-66
A-5555-0151	M5 stylus extension for Zeiss	\$71	7-66
A-5555-0152	M5 stylus extension for Zeiss	\$64	7-66
A-5555-0153	M5 stylus extension for Zeiss	\$74	7-66
A-5555-0154	M5 stylus extension for Zeiss	\$67	7-66
A-5555-0155	M5 stylus extension for Zeiss	\$78	7-66
A-5555-0156	M5 stylus extension for Zeiss	\$73	7-66
A-5555-0157	M5 stylus extension for Zeiss	\$80	7-66
A-5555-0158	M5 stylus extension for Zeiss	\$73	7-66
A-5555-0159	M5 stylus extension for Zeiss	\$85	7-66
A-5555-0160	M5 stylus extension for Zeiss	\$73	7-66
A-5555-0161	M5 stylus extension for Zeiss	\$89	7-66
A-5555-0162	M5 stylus extension for Zeiss	\$78	7-66
A-5555-0163	M5 stylus extension for Zeiss	\$97	7-66
A-5555-0164	M5 stylus extension for Zeiss	\$85	7-66
A-5555-0165	M5 stylus extension for Zeiss	\$106	7-66
A-5555-0166	M5 stylus extension for Zeiss	\$115	7-66
A-5555-0167	M5 stylus extension for Zeiss	\$127	7-66
A-5555-0168	M5 stylus extension for Zeiss	\$143	7-66
A-5555-0189	M5 stylus cube	\$50	7-69, 7-89, 7-102, 7-103, 7-104
A-5555-0190	M5 stylus cube	\$60	7-69, 7-89, 7-105
A-5555-0191	M5 stylus cube for Zeiss	\$69	7-69
A-5555-0192	M5 stylus cube for Zeiss	\$87	7-69
A-5555-0194	M5 double stylus cube	\$108	7-69, 7-89
A-5555-0196	Stylus disk for Zeiss	\$134	7-69
A-5555-0197	Stylus disk for Zeiss	\$134	7-69
A-5555-0198	Stylus disk for Zeiss	\$136	7-69
A-5555-0199	Stylus disk for Zeiss	\$145	7-69
A-5555-0200	Stylus disk for Zeiss	\$145	7-69
A-5555-0201	Stylus disk for Zeiss	\$148	7-69
A-5555-0203	Stylus disk for Zeiss	\$147	7-69
A-5555-0204	Stylus disk for Zeiss	\$138	7-69
A-5555-0205	Stylus disk for Zeiss	\$138	7-69
A-5555-0206	Stylus disk for Zeiss	\$140	7-69
A-5555-0207	Stylus disk for Zeiss	\$154	7-69
A-5555-0208	Stylus disk for Zeiss	\$159	7-69
A-5555-0209	Hole location gage for Zeiss	\$73	7-70
A-5555-0210	Hole location gage for Zeiss	\$73	7-70
A-5555-0211	Hole location gage for Zeiss	\$71	7-70
A-5555-0212	Hole location gage for Zeiss	\$74	7-70
A-5555-0213	Hole location gage for Zeiss	\$74	7-70
A-5555-0214	Hole location gage for Zeiss	\$76	7-70
A-5555-0215	Star stylus for Zeiss	\$437	7-70
A-5555-0216	Pointed stylus for Zeiss	\$69	7-70

## Alpha-numeric price list

Part number	Description	Price	Page number
A-5555-0217	Cube extension for Zeiss	\$265	7-70
A-5555-0218	Stylus knuckle for Zeiss	\$122	7-70
A-5555-0219	Stylus knuckle for Zeiss	\$140	7-70
A-5555-0221	Cube bolt for Zeiss	\$19	7-71
A-5555-0222	Cube bolt for Zeiss	\$17	7-71
A-5555-0223	Cube bolt for Zeiss	\$15	7-71
A-5555-0224	Cube bolt for Zeiss	\$9	7-71
A-5555-0225	Cube bolt for Zeiss	\$9	7-71
A-5555-0226	M5/M2 stylus adaptor	\$20	7-71, 7-88
A-5555-0227	M5/M3 stylus adaptor	\$20	7-71, 7-88
A-5555-0228	Stylus adaptor for Zeiss	\$20	7-71
A-5555-0231	Stylus holder for Zeiss	\$268	7-71
A-5555-0232	Stylus holder for Zeiss	\$302	7-71
A-5555-0233	Stylus tool for Zeiss	\$10	7-85
A-5555-0234	Allen key	\$1	7-85
A-5555-0235	Allen key	\$1	7-85
A-5555-0236	Allen key	\$1	7-85
A-5555-0237	Tool kit for Zeiss	\$30	7-85
A-5555-0238	Stylus tool kit for Zeiss	\$23	7-85
A-5555-0239	Stylus tool for Zeiss	\$10	7-85
A-5555-0240	Stylus tool for Zeiss	\$12	7-86
A-5555-0241	Assortment of screws for Zeiss	\$28	7-86
A-5555-0242	Spring-lock washer kit for Zeiss	\$5	7-86
A-5555-0243	C spanner for Zeiss	\$14	7-86
A-5555-0244	C spanner for Zeiss	\$17	7-86
A-5555-0251	Adaptor plate for Zeiss	\$599	7-72
A-5555-0253	Adaptor plate for Zeiss	\$599	7-72
A-5555-0255	Adaptor plate for Zeiss	\$441	7-72
A-5555-0256	Adaptor plate for Zeiss	\$881	7-72
A-5555-0258	Adaptor plate for Zeiss	\$441	7-72
A-5555-0261	M3 stylus for Zeiss	\$32	7-81
A-5555-0263	M3 stylus for Zeiss	\$43	7-81
A-5555-0264	M3 stylus for Zeiss	\$43	7-81
A-5555-0265	M3 stylus for Zeiss	\$43	7-81
A-5555-0266	M3 stylus for Zeiss	\$45	7-81
A-5555-0267	M3 stylus for Zeiss	\$55	7-81
A-5555-0268	M3 stylus for Zeiss	\$55	7-81
A-5555-0269	M3 stylus for Zeiss	\$52	7-81
A-5555-0270	M3 stylus for Zeiss	\$48	7-81
A-5555-0271	M3 stylus for Zeiss	\$41	7-81
A-5555-0272	M3 stylus for Zeiss	\$53	7-81
A-5555-0273	M3 stylus for Zeiss	\$74	7-81
A-5555-0274	M3 stylus for Zeiss	\$36	7-81
A-5555-0275	M3 stylus for Zeiss	\$48	7-81
A-5555-0276	M3 stylus for Zeiss	\$41	7-81
A-5555-0277	M3 stylus for Zeiss	\$39	7-81
A-5555-0278	M2 stylus for Zeiss	\$48	7-82
A-5555-0279	M2 stylus for Zeiss	\$55	7-82
A-5555-0282	M2 stylus for Zeiss	\$25	7-82

Part number	Description	Price	Page number
A-5555-0283	M2 stylus for Zeiss	\$50	7-82
A-5555-0286	M3 stylus extension for Zeiss	\$18	7-81
A-5555-0287	M3 stylus extension for Zeiss	\$23	7-81
A-5555-0288	M3 stylus extension for Zeiss	\$23	7-81
A-5555-0294	M2 star stylus for Zeiss	\$126	7-83
A-5555-0295	M2 star stylus for Zeiss	\$133	7-83
A-5555-0296	M2 stylus for Zeiss	\$43	7-83
A-5555-0297	M2 disk stylus for Zeiss	\$117	7-83
A-5555-0298	M2 disk stylus for Zeiss	\$87	7-83
A-5555-0299	M2 disk stylus for Zeiss	\$157	7-83
A-5555-0300	M2 disk stylus for Zeiss	\$187	7-83
A-5555-0308	M2 stylus for Zeiss	\$36	7-82
A-5555-0309	M2 stylus for Zeiss	\$36	7-82
A-5555-0310	M2 stylus for Zeiss	\$27	7-82
A-5555-0311	M2 stylus for Zeiss	\$27	7-82
A-5555-0312	M2 stylus for Zeiss	\$34	7-82
A-5555-0313	M2 stylus for Zeiss	\$36	7-82
A-5555-0314	M2 stylus for Zeiss	\$45	7-82
A-5555-0315	M2 stylus for Zeiss	\$46	7-82
A-5555-0316	M2 stylus for Zeiss	\$66	7-82
A-5555-0317	M2 pointed stylus for Zeiss	\$28	7-83
A-5555-0318	M2 pointed stylus for Zeiss	\$28	7-83
A-5555-0319	M2 5-way stylus holder for Zeiss	\$81	7-84
A-5555-0320	M2 5-way stylus holder for Zeiss	\$39	7-84
A-5555-0322	Adaptor plate for Zeiss	\$300	7-72
A-5555-0329	M5 stylus for Zeiss	\$46	7-62
A-5555-0331	M5 stylus for Zeiss	\$80	7-62
A-5555-0410	M5 stylus for Zeiss	\$104	7-58
A-5555-0424	M5 stylus extension	\$201	7-47, 7-67, 7-106
A-5555-0425	M5 stylus extension	\$191	7-47, 7-67
A-5555-0427	M5 stylus extension	\$266	7-49, 7-67
A-5555-0620	M5 stylus extension	\$154	7-48, 7-67
A-5555-0621	M5 stylus extension	\$170	7-48, 7-67
A-5555-0623	M5 stylus extension	\$166	7-46, 7-67, 7-104
A-5555-0642	M5 stylus extension	\$280	7-47, 7-67
A-5555-0643	M5 stylus for Zeiss	\$185	7-58
A-5555-0644	M5 stylus for Zeiss	\$205	7-58
A-5555-0647	M5 stylus extension	\$157	7-46, 7-67
A-5555-0648	M5 stylus extension	\$159	7-46, 7-67, 7-104, 7-105, 7-106
A-5555-0649	M5 stylus extension	\$162	7-46, 7-67
A-5555-0650	M5 stylus extension	\$170	7-46, 7-67
A-5555-0651	M5 stylus extension	\$182	7-46, 7-67
A-5555-0652	M5 stylus extension	\$187	7-46, 7-67, 7-104, 7-105, 7-106
A-5555-0653	M5 stylus extension	\$208	7-47, 7-67
A-5555-0654	M5 stylus extension	\$221	7-47, 7-67, 7-104, 7-106
A-5555-0655	M5 stylus extension	\$238	7-47, 7-67
A-5555-0656	M5 stylus extension	\$333	7-47, 7-67
A-5555-0657	M5 stylus extension	\$159	7-48, 7-67
A-5555-0658	M5 stylus extension	\$162	7-48, 7-67

## Alpha-numeric price list

Part number	Description	Price	Page number
A-5555-0659	M5 stylus extension	\$192	7-48, 7-67, 7-107
A-5555-0660	M5 stylus extension	\$203	7-48
A-5555-0661	M5 stylus extension	\$214	7-48, 7-67, 7-107
A-5555-0662	M5 stylus extension	\$229	7-49
A-5555-0663	M5 stylus extension	\$238	7-49, 7-67, 7-107
A-5555-0664	M5 stylus extension	\$298	7-49, 7-67, 7-107
A-5555-0665	M5 stylus extension	\$349	7-49, 7-67
A-5555-0667	M5 stylus extension	\$420	7-49, 7-67
A-5555-0668	M5 stylus extension	\$280	7-49, 7-67
A-5555-0669	M5 stylus extension	\$25	7-50, 7-104, 7-105
A-5555-0670	M5 stylus extension	\$27	7-50, 7-102, 7-103
A-5555-0671	M5 stylus extension	\$71	7-51, 7-105
A-5555-0686	M5 stylus for Zeiss	\$43	7-62
A-5555-0699	Adaptor plate extension for Zeiss	\$277	7-68
A-5555-0700	Adaptor plate extension for Zeiss	\$317	7-68
A-5555-0701	Adaptor plate extension for Zeiss	\$376	7-68
A-5555-0713	Rotary adaptor for Zeiss	\$170	7-63
A-5555-0720	M5 stylus for Zeiss	\$140	7-59
A-5555-0730	M5 stylus for Zeiss	\$73	7-58
A-5555-0731	M5 stylus for Zeiss	\$92	7-58
A-5555-0732	M5 stylus for Zeiss	\$85	7-58
A-5555-0733	M5 stylus for Zeiss	\$90	7-58
A-5555-0734	M5 stylus for Zeiss	\$104	7-58
A-5555-0735	M5 stylus for Zeiss	\$87	7-58
A-5555-0759	M5 stylus for Zeiss	\$111	7-59
A-5555-0799	M5 stylus for Zeiss	\$46	7-62
A-5555-1097	90° stylus holder for Zeiss	\$53	7-63
A-5555-1112	M5 stylus for Zeiss	\$173	7-58
A-5555-1114	M3 stylus for Zeiss	\$113	7-75
A-5555-1115	M3 stylus for Zeiss	\$129	7-75
A-5555-1135	Star stylus for Zeiss	\$631	7-65
A-5555-1153	Star stylus for Zeiss	\$701	7-65
A-5555-1157	M5 stylus for Zeiss	\$64	7-62
A-5555-1169	M5 stylus for Zeiss	\$184	7-59
A-5555-1171	M5 stylus for Zeiss	\$231	7-59
A-5555-1179	M5 stylus for Zeiss	\$199	7-59
A-5555-1235	Adaptor plate for Zeiss	\$390	7-72
A-5555-1236	Adaptor plate for Zeiss	\$312	7-72
A-5555-1237	Adaptor plate for Zeiss	\$369	7-72
A-5555-1238	Adaptor plate for Zeiss	\$369	7-72
A-5555-1239	Adaptor plate for Zeiss	\$369	7-72
A-5555-1240	Adaptor plate for Zeiss	\$369	7-72
A-5555-1241	Adaptor plate for Zeiss	\$340	7-72
A-5555-1242	Adaptor plate for Zeiss	\$340	7-72
A-5555-1245	Holder for Zeiss styli	\$64	7-64
A-5555-1251	M3 stylus for Zeiss	\$96	7-75
A-5555-1273	M3 star stylus for Zeiss	\$157	7-77
A-5555-1274	M3 star stylus for Zeiss	\$162	7-77
A-5555-1275	M3 star stylus for Zeiss	\$168	7-77

Part number	Description	Price	Page number
A-5555-1276	M3 stylus extension for Zeiss	\$182	7-78
A-5555-1828	M5 stylus for Zeiss	\$97	7-59
A-5555-1842	M5 stylus for Zeiss	\$64	7-62
A-5555-1843	M5 stylus for Zeiss	\$55	7-62
A-5555-1844	M5 stylus for Zeiss	\$62	7-62
A-5555-1847	M5 stylus for Zeiss	\$71	7-58
A-5555-1855	Adaptor plate extension for Zeiss	\$293	7-68
A-5555-1873	M5 stylus for Zeiss	\$62	7-62
A-5555-1916	M5 stylus for Zeiss	\$69	7-58
A-5555-1917	M5 stylus for Zeiss	\$76	7-58
A-5555-1918	M5 stylus for Zeiss	\$120	7-58
A-5555-1937	Adaptor plate extension for Zeiss	\$376	7-68
A-5555-1938	Adaptor plate extension for Zeiss	\$349	7-68
A-5555-1947	M3 stylus extension for Zeiss	\$78	7-78
A-5555-1948	M3 stylus extension for Zeiss	\$120	7-78
A-5555-1979	Adaptor plate extension for Zeiss	\$265	7-68
A-5555-1980	Adaptor plate extension for Zeiss	\$284	7-68
A-5555-1981	Adaptor plate extension for Zeiss	\$302	7-68
A-5555-1982	Adaptor plate extension for Zeiss	\$319	7-68
A-5555-1983	Adaptor plate extension for Zeiss	\$337	7-68
A-5555-1984	Adaptor plate extension for Zeiss	\$418	7-68
A-5555-1985	Adaptor plate extension for Zeiss	\$284	7-68
A-5555-1986	Adaptor plate extension for Zeiss	\$291	7-68
A-5555-1987	Adaptor plate extension for Zeiss	\$300	7-68
A-5555-1988	Adaptor plate extension for Zeiss	\$335	7-68
A-5555-1989	Adaptor plate extension for Zeiss	\$349	7-68
A-5555-1990	Adaptor plate extension for Zeiss	\$418	7-68
A-5555-2010	M5 stylus for Zeiss	\$141	7-59
A-5555-2011	M5 stylus for Zeiss	\$115	7-58
A-5555-2012	M5 stylus for Zeiss	\$113	7-59
A-5555-2013	M5 stylus for Zeiss	\$85	7-58
A-5555-2033	M3 reference stylus for Zeiss	\$110	7-74
A-5555-2403	M5 stylus for Zeiss	\$112	7-59
A-5555-3734	M5 stylus for Zeiss	\$53	7-57
A-5555-3740	Adaptor plate extension for Zeiss	\$361	7-68
A-5555-3777	M5 stylus for Zeiss	\$52	7-57
A-5555-3778	M5 stylus for Zeiss	\$52	7-57
A-5555-3779	M5 stylus for Zeiss	\$52	7-57
A-5555-3780	M5 stylus for Zeiss	\$52	7-57
A-5555-3781	M5 stylus for Zeiss	\$52	7-57
A-5555-3782	M5 stylus for Zeiss	\$52	7-57
A-5555-3783	M5 stylus for Zeiss	\$52	7-57
A-5555-3784	M5 stylus for Zeiss	\$52	7-57
A-5555-3785	M5 stylus for Zeiss	\$53	7-57
A-5555-3786	M5 stylus for Zeiss	\$53	7-57
A-5555-3787	M5 stylus for Zeiss	\$53	7-57
A-5555-3788	M5 stylus for Zeiss	\$54	7-57
A-5555-3789	M5 stylus for Zeiss	\$64	7-57
A-5555-3790	M5 stylus for Zeiss	\$62	7-57

## Alpha-numeric price list

Part number	Description	Price	Page number
A-5555-3791	M5 stylus for Zeiss	\$64	7-57
A-5555-3792	M5 stylus for Zeiss	\$64	7-57
A-5555-3793	M5 stylus for Zeiss	\$67	7-57
A-5555-3794	M5 stylus for Zeiss	\$76	7-57
A-5555-3795	M5 stylus for Zeiss	\$66	7-57
A-5555-3796	M5 stylus for Zeiss	\$74	7-57
A-5555-3797	M5 stylus for Zeiss	\$74	7-57
A-5555-3798	M5 stylus for Zeiss	\$85	7-57
A-5555-3799	M5 stylus for Zeiss	\$89	7-57
A-5555-3800	M5 stylus for Zeiss	\$94	7-57
A-5555-3801	M5 stylus for Zeiss	\$87	7-57
A-5555-3802	M5 stylus for Zeiss	\$97	7-57
A-5555-3803	M5 stylus for Zeiss	\$108	7-57
A-5555-3804	M5 stylus for Zeiss	\$111	7-57
A-5555-3805	M5 reference stylus for Zeiss	\$106	7-58
A-5555-3806	M5 stylus for Zeiss	\$83	7-58
A-5555-3807	M5 stylus for Zeiss	\$111	7-58
A-5555-3808	M5 stylus for Zeiss	\$124	7-58
A-5555-3809	M5 stylus for Zeiss	\$117	7-58
A-5555-3810	M5 stylus for Zeiss	\$133	7-58
A-5555-3811	M5 stylus for Zeiss	\$150	7-58
A-5555-3812	M5 stylus for Zeiss	\$96	7-59
A-5555-3813	M5 stylus for Zeiss	\$99	7-59
A-5555-3814	M5 stylus for Zeiss	\$110	7-59
A-5555-3815	M5 stylus for Zeiss	\$115	7-59
A-5555-3816	M5 stylus for Zeiss	\$118	7-59
A-5555-3817	M5 stylus for Zeiss	\$111	7-59
A-5555-3818	M5 stylus for Zeiss	\$117	7-59
A-5555-3819	M5 stylus for Zeiss	\$131	7-59
A-5555-3820	M5 stylus for Zeiss	\$147	7-59
A-5555-3821	M5 stylus for Zeiss	\$150	7-59
A-5555-3822	M5 stylus for Zeiss	\$143	7-59
A-5555-3824	M5 stylus for Zeiss	\$177	7-59
A-5555-3825	M5 stylus for Zeiss	\$212	7-59
A-5555-3826	M5 stylus for Zeiss	\$41	7-62
A-5555-3827	M5 stylus for Zeiss	\$41	7-62
A-5555-3828	M5 stylus for Zeiss	\$52	7-62
A-5555-3829	M5 stylus for Zeiss	\$60	7-62
A-5555-3839	Star stylus for Zeiss	\$573	7-65
A-5555-3841	Rotary knuckle for Zeiss	\$291	7-63
A-5555-3842	Reference sphere for Zeiss	\$397	7-65
A-5555-3843	Reference sphere for Zeiss	\$502	7-65
A-5555-3844	Reference sphere for Zeiss	\$525	7-65
A-5555-3845	Adaptor plate extension for Zeiss	\$259	7-68
A-5555-3846	Adaptor plate extension for Zeiss	\$266	7-68
A-5555-3847	Adaptor plate extension for Zeiss	\$273	7-68
A-5555-3848	Adaptor plate extension for Zeiss	\$282	7-68
A-5555-3849	Adaptor plate extension for Zeiss	\$298	7-68
A-5555-3850	Adaptor plate extension for Zeiss	\$309	7-68

Part number	Description	Price	Page number
A-5555-3851	Adaptor plate extension for Zeiss	\$321	7-68
A-5555-3852	Adaptor plate extension for Zeiss	\$374	7-68
A-5555-3853	M3 stylus for Zeiss	\$57	7-73
A-5555-3854	M3 stylus for Zeiss	\$64	7-73
A-5555-3855	M3 stylus for Zeiss	\$64	7-73
A-5555-3856	M3 stylus for Zeiss	\$60	7-73
A-5555-3857	M3 stylus for Zeiss	\$62	7-73
A-5555-3858	M3 reference stylus for Zeiss	\$106	7-74
A-5555-3859	M3 stylus for Zeiss	\$89	7-75
A-5555-3860	M3 stylus for Zeiss	\$106	7-75
A-5555-3861	M3 stylus for Zeiss	\$106	7-75
A-5555-3862	M3 stylus for Zeiss	\$108	7-75
A-5555-3864	M3 stylus for Zeiss	\$108	7-75
A-5555-3865	M3 stylus for Zeiss	\$127	7-75
A-5555-3866	M3 stylus for Zeiss	\$138	7-75
A-5555-3867	M3 stylus for Zeiss	\$148	7-75
A-5555-3868	M3 stylus for Zeiss	\$154	7-75
A-5555-3869	M3 stylus for Zeiss	\$159	7-75
A-5555-3870	M3 stylus for Zeiss	\$122	7-76
A-5555-3871	M3 stylus for Zeiss	\$126	7-76
A-5555-3872	M3 stylus for Zeiss	\$134	7-76
A-5555-3874	M3 stylus for Zeiss	\$212	7-76
A-5555-3875	M3 stylus for Zeiss	\$99	7-76
A-5555-3876	M3 stylus for Zeiss	\$104	7-76
A-5555-3877	M3 stylus for Zeiss	\$104	7-76
A-5555-3878	M3 stylus for Zeiss	\$110	7-76
A-5555-3879	M3 stylus for Zeiss	\$113	7-76
A-5555-3880	M3 star stylus for Zeiss	\$157	7-77
A-5555-3881	M3 star stylus for Zeiss	\$162	7-77
A-5555-3882	M3 star stylus for Zeiss	\$309	7-77
A-5555-3883	M3 star stylus for Zeiss	\$314	7-77
A-5555-3884	M3 star stylus for Zeiss	\$309	7-77
A-5555-3885	M3 star stylus for Zeiss	\$314	7-77
A-5555-3886	M3 star stylus for Zeiss	\$319	7-77
A-5555-3887	M3 star stylus for Zeiss	\$309	7-78
A-5555-3888	M3 star stylus for Zeiss	\$314	7-78
A-5555-3889	M3 star stylus for Zeiss	\$309	7-78
A-5555-3890	M3 star stylus for Zeiss	\$314	7-78
A-5555-3891	M3 star stylus for Zeiss	\$319	7-78
A-5555-3892	M3 stylus extension for Zeiss	\$73	7-78
A-5555-3893	M3 stylus extension for Zeiss	\$71	7-78
A-5555-3894	M3 stylus extension for Zeiss	\$106	7-78
A-5555-3895	M3 stylus extension for Zeiss	\$166	7-78
A-5555-3896	Stylus cube for Zeiss	\$81	7-79
A-5555-3898	Stylus cube for Zeiss	\$113	7-80
A-5555-3899	Stylus cube for Zeiss	\$131	7-80
A-5555-3900	Adaptor plate for Zeiss	\$300	7-72
A-5555-3901	M3 star stylus for Zeiss	\$168	7-77
A-5555-9045	M5 stylus for Zeiss	\$131	7-59



## Alpha-numeric price list

Part number	Description	Price	Page number
A-5555-9339	M3 stylus for Zeiss	\$62	7-73
A-5555-9340	M3 stylus for Zeiss	\$67	7-73
A-5555-9341	M3 stylus for Zeiss	\$66	7-73
A-5555-9361	M5 stylus for Zeiss	\$157	7-58
A-5616-0352-RBE	HPGA (side exit) RBE	\$2,084	8-7
A-5625-0001	OLP40 probe kit (legacy)	\$4,183	2-28
A-5625-0005	OMP40/RLP40 eyelide service kit	\$30	8-10
A-5625-1003	25 mm straight shank	\$239	2-17, 5-11
A-5625-1004	½ in straight shank	\$239	2-17, 5-11
A-5625-1007	1 in straight shank	\$239	2-17, 5-11
A-5625-1166	OLP40/RLP40 metal battery cassette	\$160	8-10
A-5625-2001	OLP40 probe kit (modulated)	\$4,183	2-28
A-5625-2001-RBE	OLP40 RBE	\$1,265	8-7
A-5626-0001	OMP40M transmission module (legacy)	\$1,452	2-30
A-5626-2001	OMP40M transmission module (modulated)	\$1,452	2-30
A-5626-2001-RBE	OMP40M RBE	\$809	8-7
A-5627-0001-RBE	RLP40 RBE	\$1,733	8-7
A-5627-0001	RLP40 probe kit	\$5,060	2-31
A-5628-0001-RBE	RMP40M	\$1,013	8-7
A-5628-0001	RMP40M transmission module	\$2,200	2-32
A-5639-0001	MODUST™ 3-axis and 5-axis touch-trigger	\$8,800	1-62
A-5639-0003	MODUST™ 3-axis scanning	\$12,800	1-62
A-5639-0005	MODUST™ 5-axis scanning	\$20,800	1-62
A-5639-0007	MODUST™ offline graphical reporting	\$1,600	1-62
A-5639-0101	MODUST™ offline 3-axis and 5-axis touch-trigger	\$4,400	1-62
A-5639-0103	MODUST™ offline 3-axis scanning	\$6,400	1-62
A-5639-0105	MODUST™ offline 5-axis scanning	\$10,400	1-62
A-5639-2500	MODUST™ training block	\$680	1-63
A-5639-3000	MODUST™ Equator™ dongle	\$5,082	3-6
A-5642-1000	AxiSet™ Check-Up Mazak Variaxis	\$3,066	2-51
A-5642-1005	AxiSet™ Check-Up Mazak Mark IV	\$3,066	2-51
A-5642-1009	AxiSet™ Check-Up Mazak eV/eH	\$3,066	2-51
A-5642-1105	AxiSet™ Check-Up Hurco Winmax (Table-Table)	\$3,066	2-51
A-5642-1120	AxiSet™ Check-Up Fanuc (Table-Table)	\$3,066	2-51
A-5642-1400	AxiSet™ Check-Up Mori Seiki NMV NMH	\$3,066	2-51
A-5642-1405	AxiSet™ Check-Up Mori Seiki NT	\$3,066	2-51
A-5642-1500	AxiSet™ Check-Up Siemens (Table-Table)	\$3,066	2-51
A-5642-1515	AxiSet™ Check-Up Siemens (Head-Head)	\$3,066	2-51
A-5642-1600	AxiSet™ Check-Up Haas	\$3,066	2-51
A-5642-3001	AxiSet™ Check-Up app	\$315	2-51
A-5642-3111	AxiSet™ Check-Up app 90-day trial	FOC	2-51
A-5646-0001-RBE	RTS RBE	\$1,722	8-6
A-5646-0001	RTS AA probe kit	\$3,247	2-23
A-5669-0001	PH20 head	\$18,038	1-12
A-5669-0001-RBE	PH20 RBE	\$4,331	8-3
A-5687-0049	RMI-Q radio machine interface (side exit)	\$2,815	2-46
A-5687-0050-RBE	RMI-Q RBE	\$1,050	8-8
A-5687-0050	RMI-Q radio machine interface (side exit)	\$2,815	2-12, 2-13, 2-14, 2-16, 2-23, 2-31, 2-32, 2-46



Part number	Description	Price	Page number
A-5687-0059	RMI-Q radio machine interface (rear exit)	\$2,815	2-46
A-5687-0060	RMI-Q radio machine interface (rear exit)	\$2,815	2-46
A-5687-0303	RMI-Q 30 m replacement cable	\$416	2-46
A-5687-0304	RMI-Q 50 m replacement cable	\$566	2-46
A-5687-0305	RMI-Q antenna cover	\$125	2-46
A-5696-0101-RBE	Equator controller RBE	\$3,300	8-8
A-5707-0100	PI200-3 interface	\$858	1-51
A-5722-CAD-C4	Capps-NC Catia4 import	\$4,562	2-55
A-5722-CAD-C5	Capps-NC Catia5 input	\$4,562	2-55
A-5722-CAD-PE	Capps-NC Pro-E import	\$4,562	2-55
A-5722-CAD-PS	Capps-NC Parasolid import	\$1,733	2-55
A-5722-CAD-SW	Capps-NC SolidWorks import	\$1,733	2-55
A-5722-CAD-UG	Capps-NC Unigraphics import	\$4,562	2-55
A-5722-CAD-VDA	Capps-NC VDA import	\$1,097	2-55
A-5722-CPNC-ADV-3A	Capps-NC Advanced - 3 axis	\$17,500	2-53
A-5722-CPNC-ADV-4A	Capps-NC Advanced - 4 axis	\$20,475	2-53
A-5722-CPNC-ADV-5A	Capps-NC Advanced - 5 axis	\$23,625	2-53
A-5722-CPNC-ADV-AX	Capps-NV Advanced additional axis	\$3,675	2-53
A-5722-CPNC-ADV-MT	Capps-NC Advanced Mill Turn	\$24,675	2-53
A-5722-CPNC-ADV-TO	Tool offset programming and feedback	\$4,950	2-53
A-5722-CPNC-ADV-TUR	Capps-NC Advanced additional turret	\$3,675	2-53
A-5722-CPNC-ADV-WO	Work offset programming and feedback	\$4,950	2-53
A-5722-CPNC-EM-3A	Capps-NC execution module - 3 axis	\$9,845	2-54
A-5722-CPNC-EM-4A	Capps-NC execution module - 4 axis	\$11,495	2-54
A-5722-CPNC-EM-5A	Capps-NC execution module - 5 axis	\$13,750	2-54
A-5722-CPNC-EM-AX	Capps-NC execution module additional axis	\$2,048	2-54
A-5722-CPNC-EM-MT	Capps-NC execution module Mill Turn	\$14,850	2-54
A-5722-CPNC-EM-TO	Tool offset execution module and feedback	\$3,245	2-54
A-5722-CPNC-EM-TUR	Capps-NC execution module additional turret	\$2,573	2-54
A-5722-CPNC-EM-WO	Work offset execution module and feedback	\$3,245	2-54
A-5722-CPNC-LM	Capps-NC License Manager	\$5,445	2-55
A-5722-CPNC-LMCEM	Capps-NC License Manager discount	Call for details	2-55
A-5722-CPNC-NCF	Capps-NC AAT NC-fit	\$13,125	2-55
A-5722-CPNC-OP-DT	Capps-NC 2nd spindle/turret	\$3,413	2-55
A-5722-CPNC-OP-INT	Capps-NC additional machine interface	\$2,145	2-55
A-5722-CPNC-PS-3A	Capps-NC programming - 3 axis	\$10,950	2-54
A-5722-CPNC-PS-4A	Capps-NC programming - 4 axis	\$12,950	2-54
A-5722-CPNC-PS-5A	Capps-NC programming - 5 axis	\$14,950	2-54
A-5722-CPNC-PS-AX	Capps-NC programming additional axis	\$2,147	2-54
A-5722-CPNC-PS-MT	Capps-NC programming Mill Turn	\$15,750	2-54
A-5722-CPNC-PS-TO	Tool offset programming and feedback	\$2,250	2-54
A-5722-CPNC-PS-TUR	Capps-NC programming additional turret	\$2,147	2-54
A-5722-CPNC-PS-WO	Work offset programming and feedback	\$2,250	2-54
A-5722-SMAE-NC	Capps-NC maintenance each skipped year	Call for details	2-56
A-5722-SMA-NC	Capps-NC software maintenance SMA rate	Call for details	2-56
A-5726-0100	PI7-3 interface	\$1,229	1-50
A-5734-0100	MCU5-2 joystick kit	\$2,280	1-10
A-5734-0200	MCU-W2 wireless joystick kit (no batteries)	\$3,936	1-10
A-5742-0001-RBE	RMP60Q RBE	\$1,691	8-5

## Alpha-numeric price list

Part number	Description	Price	Page number
A-5742-0001	RMP60 probe kit	\$5,631	2-14
A-5742-1003-RBE	RMP60MP RBE	\$1,013	8-5
A-5742-1003	RMP60M transmission module	\$2,749	2-15
A-5759-0001-RBE	REVO2 RBE	\$10,868	8-3
A-5759-0001	REVO® head only	\$46,717	1-15
A-5764-0005-KIT	REVO® SFP2 base kit	\$28,845	1-22
A-5764-0010	REVO® SFP2 probe	\$24,969	1-22
A-5764-0060	REVO® SFA1 3.0 sin artefact	\$1,897	1-23
A-5764-0061	REVO® SFA2 0.5 sin artefact	\$1,897	1-23
A-5764-0062	REVO® SFA3 0.4 ST artefact	\$1,897	1-23
A-5764-0063	REVO® SF2 TFP probe kit (LF, PL24, styli)	\$4,494	1-23
A-5764-0070	REVO® single AF holder (SFAH-1, tools)	\$620	1-23
A-5764-0071	REVO® triple AF holder (SFAH-2, tools)	\$719	1-23
A-5764-0072	Single artefact kit (SFA1 and 1 AF holder)	\$2,517	1-23
A-5764-0073	Triple artefact kit (SFA1,2,3 and 3 AF holder)	\$6,411	1-23
A-5764-0080	REVO® SFH-1 module holder	\$1,399	1-23
A-5764-0081	REVO® SFH-2 module holder	\$1,598	1-23
A-5764-0090	REVO® SF2 system storage box	\$350	1-23
A-5764-0091	REVO® SF2 MST - module setting tool	\$200	1-23
A-5764-3142	REVO® OFA optical flat artefact	\$3,896	1-23
A-5795-0001-RBE	PHS-2 RBE	\$13,244	8-3
A-5863-0100	PHC10-3 PLUS controller	\$3,262	1-9
A-5863-0100-RBE	PHC10-3 PLUS controller RBE	\$1,166	8-3
A-5863-0200	PHC10-3 PLUS controller with internal PI200-3	\$4,124	1-9
A-5863-1000-RBE	PH10M PLUS head RBE	\$5,376	8-3
A-5863-2000-RBE	PH10T PLUS head RBE	\$5,376	8-3
A-5863-3000-RBE	PH10MQ PLUS head RBE	\$5,376	8-3
A-5863-4000	PH10M PLUS head	\$24,066	1-7
A-5863-5000	PH10T PLUS head	\$21,219	1-7
A-5863-6000	PH10MQ PLUS head	\$24,066	1-8
A-5863-7000	PH10M-iQ PLUS	\$27,192	1-8
A-5882-0010	HCU2 hand control unit	\$842	1-9
A-5923-0100	Additional Renishaw digital I/O box	\$1,398	3-7
A-5923-0110	Renishaw digital I/O box	\$6,292	3-7
A-5924-0350	Equator 300/500 enclosure post	\$992	3-8
A-5924-0400	Equator 500 enclosure mid section	\$2,965	3-8
A-5924-0820	Equator 500 enclosure lid	\$2,420	3-8
A-5924-0840	Equator 300 full enclosure kit	\$6,568	3-8
A-5924-0841	Equator 300 enclosure base	\$2,307	3-8
A-5924-0842	Equator 300 enclosure top	\$2,768	3-8
A-5924-0850	Equator 500 enclosure top and base	\$6,182	3-8
A-5925-0200	Gauge checker	\$1,059	3-7
A-6007-0620	MRS2 extrusion clamp plate kit	\$198	1-57
A-6007-0630	MRS2 spirit level	\$29	1-57
A-6007-0710	MRS2 4 × triangular end caps	\$48	1-57
A-6007-0720	MRS2 6 × square end caps	\$70	1-57
A-6007-0740	MRS2 4 × 40 mm bracket end caps	\$48	1-57
A-6007-0780	MRS2 4 × 80 mm bracket end caps	\$79	1-57
A-6007-0810	MRS2 10 × D-nuts and bolts	\$79	1-57

Part number	Description	Price	Page number
A-6007-1020	MRS2 leg kit 200 mm	\$770	1-57
A-6007-1040	MRS2 leg kit 400 mm	\$869	1-57
A-6007-1060	MRS2 leg kit 600 mm	\$1,163	1-57
A-6007-1080	MRS2 leg kit 800 mm	\$1,263	1-57
A-6007-2040	MRS2 rail kit 400 mm	\$236	1-57
A-6007-2060	MRS2 rail kit 600 mm	\$296	1-57
A-6007-2100	MRS2 rail kit 1000 mm	\$395	1-57
A-6007-3010	MRS2 front spacer kit	\$169	1-57
A-6007-4008	MRS2 back spacer kit	\$169	1-57
A-6084-0001	RSP3-6 probe kit	\$11,175	1-16
A-6084-0006	REVO® RSH3-6-600 (600 mm straight)	\$1,067	1-16
A-6084-0007	REVO® RSH3-6-700 (700 mm straight)	\$1,117	1-16
A-6084-0008	REVO® RSH3-6-800 (800 mm straight)	\$1,219	1-16
A-6084-0015	REVO® RSH3-6C-500 (500 mm crank)	\$1,016	1-16
A-6084-0016	REVO® RSH3-6C-600 (600 mm crank)	\$1,067	1-16
A-6084-0017	MRS MPS1 port spacing tool	\$66	1-23
A-6088-0010	Button interface	\$1,059	3-6
A-6159-0001	RUP1 system kit 1	\$54,034	1-20
A-6159-1501	REVO RUP UMA1 kit	\$899	1-20
A-6159-1508	REVO RUP balls	\$180	1-20
A-6270-0310	NC4 air cap 0.10	\$24	2-21
A-6270-0315	NC4 air cap 0.18	\$24	2-21
A-6270-0320	NC4 air cap 0.20	\$24	2-21
A-6270-0335	NC4 air cap 0.40	\$24	2-21
A-6270-0340	NC4+ IAB air cap 0.40	\$24	2-21
A-6270-0350	NC4+ IAB air cap 0.50	\$24	2-21
A-6270-0360	NC4+ IAB air cap 0.60	\$24	2-21
A-6270-0383	Conduit gland GP9	\$27	2-21, 8-10
A-6270-0395	NC4F IAB nozzle replacement kit	\$37	2-21
A-6270-0485	NC4F Blue cable	\$436	2-21
A-6270-0495	NC4F Blue cable	\$436	2-21
A-6270-2000-RBE	NC4+ F115 IAB H31 with integral cable	\$2,310	8-6
A-6270-2200-RBE	NC4+ F145 IAB H31 with integral cable	\$2,310	8-6
A-6270-2210-RBE	NC4+ F145 IAB H31 with connector	\$2,310	8-6
A-6270-2400-RBE	NC4 F230 IAB H31 with integral cable	\$2,310	8-6
A-6270-2600-RBE	NC4 F300 IAB H31 with integral cable	\$2,310	8-6
A-6270-2700-RBE	NC4 F300 IAB H50 with integral cable	\$2,310	8-6
A-6299-0100	ACC2-2 autochange controller	\$3,255	1-53
A-6299-0100-RBE	ACC2-3 autochange controller RBE	\$1,166	8-3
A-6435-3010	NC4+ F115/55 Blue IAB kit	\$6,186	2-20
A-6435-3030	NC4+ F115/55 Blue IAB kit	\$6,186	2-20
A-6435-3110	NC4+ F115/55 Blue IAB kit	\$6,186	2-20
A-6435-3130	NC4+ F115/55 Blue IAB kit	\$6,186	2-20
A-6435-3210	NC4+ F145/85 Blue IAB kit	\$6,186	2-20
A-6435-3230	NC4+ F145/85 Blue IAB kit	\$6,186	2-20
A-6435-3310	NC4+ F145/85 Blue IAB kit	\$6,186	2-20
A-6435-3330	NC4+ F145/85 Blue IAB kit	\$6,186	2-20
A-6435-3410	NC4+ F230/170 Blue IAB kit	\$6,186	2-20
A-6435-3430	NC4+ F230/170 Blue IAB kit	\$6,186	2-20

## Alpha-numeric price list

Part number	Description	Price	Page number
A-6435-3510	NC4+ F230/170 Blue IAB kit	\$6,186	2-20
A-6435-3530	NC4+ F230/170 Blue IAB kit	\$6,186	2-20
A-6435-3610	NC4+ F300/240 Blue IAB kit	\$6,186	2-20
A-6435-3630	NC4+ F300/240 Blue IAB kit	\$6,186	2-20
A-6435-3710	NC4+ F300/240 Blue IAB kit	\$6,186	2-20
A-6435-3730	NC4+ F300/240 Blue IAB kit	\$6,186	2-20
A-6435-4000	NC4 air regulator kit	\$617	2-21
A-6516-2000	NCi-6 interface	\$249	2-21, 2-44
A-6527-1000	HSI-C interface	\$253	2-36, 2-42, 2-44
A-6560-7522	Stylus kit for M2 probes	\$630	7-93
A-6560-7523	Stylus kit for M3 probes	\$805	7-99
A-6560-7524	Stylus kit for M2 probes	\$1,972	7-95
A-6560-7565	Stylus kit for M2 probes	\$1,290	7-94
A-6560-7584	APC stylus	\$332	2-42
A-6570-0001	RMP400 probe kit	\$6,599	2-13
A-6596-0001	APCA-45	\$6,389	2-42
A-6596-0002	APCS-45	\$6,389	2-42
A-6596-0057	APC nose cone	\$116	2-42
A-6596-0277	APC cable (5 m)	\$532	2-42
A-6596-0278	APC cable (10 m)	\$594	2-42
A-6596-0279	APC cable (25 m)	\$788	2-42
A-6756-0350	NC4+ Blue air cap 0.50	\$137	2-21
A-6794-0200	ACS-1 kit (25 mm sphere)	\$1,365	2-18
A-6794-0210	ACS-1 kit (1 in sphere)	\$1,365	2-18
A-8003-0181	Angular reflector	\$2,115	5-30
A-8003-0186	Angular beam splitter	\$2,853	5-30
A-8003-0219	Linear reflector	\$712	5-30
A-8003-0262	Clamp block	\$276	5-4, 5-29
A-8003-0440	Linear optics kit	\$3,472	5-22
A-8003-0441	Angular optics kit	\$4,623	5-22
A-8003-0442	Flatness optics kit	\$3,737	5-23
A-8003-0443	Straightness kit short-range	\$6,206	5-23
A-8003-0444	Straightness kit long-range	\$6,206	5-23
A-8003-0447	Optics mounting kit	\$1,414	5-23
A-8003-0478	Alignment target	\$27	5-30
A-8003-0557	Linear beam splitter	\$2,755	5-30
A-8003-0576	Straightness accessory base	\$327	5-30
A-8003-0604	Large retroreflector	\$1,145	5-30
A-8003-0665	Squareness optics kit	\$6,206	5-23
A-8003-0979	M8 adaptor	\$124	5-30
A-8003-1304	Swivel mirror	\$1,520	5-24
A-8003-1325	Fixed turning mirror	\$987	5-24
A-8003-1998	Quarter wave plate	\$1,712	5-24
A-8003-2774	Linear/angular optics kit	\$5,288	5-22
A-8003-3072	Beam steerer LS350	\$1,801	5-24
A-8003-3244	Small linear accessory kit	\$1,910	5-22
A-8003-4209	Straightness shutter	\$881	5-24
A-8003-4270	Long-range linear optics	\$3,417	5-22
A-8003-4462	TB20 connector kit	\$151	5-27

Part number	Description	Price	Page number
A-8003-4475	TB20 universal kit	\$4,937	5-27
A-8003-4500	Locking screw pressure pad	\$9	5-29
A-8003-STAK	Straightness accessory kit	\$3,865	5-23
A-8014-0141	Ballbar center ball assembly	\$172	5-12, 5-13, 8-10
A-8014-0144	150 mm ballbar extension bar	\$281	5-12, 5-14
A-8014-0145	300 mm ballbar extension bar	\$381	5-12, 5-14
A-8014-0182	Transducer ball	\$172	5-12, 5-13, 8-10
A-8014-0231	50 mm ballbar extension bar	\$234	5-12, 5-14
A-8014-0280	Glass calibrator	\$2,398	5-12, 5-13
A-8014-0417	VTL adaptor kit	\$360	5-10, 5-12
A-8014-0423	Ballbar cup cleaning kit	\$23	5-12, 5-15, 8-10
A-8014-0491	50 mm glass calibrator	\$805	5-12, 5-15
A-8014-0521	Tool cup assembly	\$155	5-12, 5-13, 8-10
A-8014-0522	Ballbar center cup assembly	\$195	5-12, 5-14, 8-10
A-8014-0551	Lathe adaptor kit	\$1,315	5-10
A-8014-0552	Cup screw assembly	\$189	5-12, 5-15
A-8014-0553	Spindle bar assembly	\$350	5-12, 5-15
A-8014-0670	USB to serial adaptor	\$160	5-31
A-8014-0786	Ballbar service kit	\$555	8-10
A-8014-1141	Spanner set	\$20	5-12, 5-14
A-8014-1272	30 mm small circle adaptor	\$242	5-14
A-8014-1281	Center pivot assembly	\$576	5-12, 5-14
A-8014-1540	Small circle accessory kit (SCAK)	\$1,130	5-10
A-8014-1560	Small circle adaptor	\$348	5-12, 5-15
A-8014-1565	Spherical adaptor	\$77	5-14
A-8014-1570	Setting ball	\$59	5-12, 5-14
A-8014-1592	Cover ring	\$30	5-12, 5-13
A-8014-1593	Battery end cap assembly	\$243	5-12, 5-13
A-8014-1610	Tool cup extension	\$51	5-12, 5-13
A-8014-2510	QC20 ballbar kit with glass calibrator	\$11,520	5-9
A-8014-BB-TRADEIN	QC-10 trade-in for QC20	\$7,738	5-9
A-8014-BBUG	QC20 ballbar upgrade kit	\$5,480	5-9
A-8014-BTA1	Bluetooth® USB wireless adaptor	\$113	5-15
A-8014-CR2	Lithium battery for QC20	\$11	5-12, 5-15
A-8014-VCAR	Validation card (pack of 10)	\$8	5-12, 5-15
A-8014-VCHD	Validation card holder (pack of 10)	\$8	5-12, 5-15
A-9904-1636	Temperature sensor cable connector kit	\$69	5-31
A-9908-0286	USB cable	\$31	5-4, 5-31
A-9908-0295	Universal tripod	\$1,392	5-26
A-9908-0302	QuickView XL software	\$1,103	5-28
A-9908-0323	Spirit level circular	\$35	5-4
A-9908-0377	XL trigger cable	\$454	5-27
A-9908-0700	XL translation stage	\$1,077	5-26
A-9908-0750	Translation stage screws	\$27	5-31
A-9908-0760	Magnetic base adaptor	\$39	5-26
A-9908-0765	Tripod converter ML-XL	\$80	5-26
A-9908-0770	Tripod adaptor	\$34	5-26
A-9908-0780	Magnetic base	\$82	5-4, 5-23
A-9908-0932	XC-80 temperature sensor cable (5 m)	\$152	5-31

## Alpha-numeric price list

Part number	Description	Price	Page number
A-9908-1170	Pan and tilt adaptor	\$1,402	5-24
A-9920-0270	Mounting ring adaptor	\$425	5-33
A-9920-0280	Chuck (lathe) adaptor	\$564	5-33
A-9920-0320	Battery charger and cables	\$261	5-4, 5-34
A-9920-0330	Battery Li-polymer 3.7 V	\$110	5-4, 5-34
A-9920-0340	Centration aid	\$12	5-34
A-9920-0360	XR20 case	\$865	5-34
A-9920-0380	USB cover plug	\$10	5-34
A-9920-0390	Power USB cable	\$52	5-27
A-9920-0430	Fixings kit	\$12	5-34
A-9920-0440	Mounting ring	\$677	5-33
A-9920-0450	USB power supply	\$56	5-27, 5-34
A-9920-0460	Battery cover	\$39	5-34
A-9920-0700	OARS bracket	\$3,965	5-33
A-9920-1400	XR20 rotary axis calibrator	\$26,371	5-32
A-9925-0203	XCal-View software (10 users)	\$4,214	5-28
A-9925-0208	XCal-View software (single user)	\$528	5-11, 5-28
A-9936-0151	XK10 parallelism stage spare	\$2,174	5-7
A-9936-0152	XK10 parallelism case spare	\$653	5-7
A-9936-0160	XK10 parallelism kit	\$7,676	5-7
A-9936-0170	XK tripod mount kit	\$1,036	5-7
A-9936-0171	XK tripod mount kit single	\$572	5-7
A-9936-0600	Alignment target	\$37	5-6
A-9936-0604	90-degree transceiver bracket	\$2,604	5-6
A-9936-0605	Transceiver spindle mount	\$2,449	5-6
A-9936-0610	Rod tightening tool	\$28	5-6
A-9936-0611	XK magnet assembly	\$235	5-7
A-9936-0612	Positioning disc	\$407	5-7
A-9936-0615	XK system case	\$3,293	5-6
A-9936-0616	Fixture kit case	\$516	5-7
A-9936-0617	Base pin kit	\$1,174	5-6
A-9936-0618	Mounting post kit	\$1,017	5-6
A-9936-0619	XK system power supply and cables	\$1,839	5-6
A-9936-0750	XK system and fixture kit	\$55,335	5-5
A-9936-0753	XK10 system with tablet and fixture kit	\$56,228	5-5
A-9936-0800	XK10 basic system and fixture kit	\$44,625	5-5
A-9954-0272	Locking screw assembly	\$56	5-29
A-9954-2000	Horizontal translation stage	\$1,409	5-4
AAS-4	Adapter	\$9.00	4-43
AAS-6	Adapter	\$9.00	4-43
AAS-8	Adapter	\$8.50	4-43
AAS-20	Adapter	\$8.00	4-43
AATK-6	Thumb screw	\$2.50	4-43
AATK-20	Thumb screw	\$2.50	4-43
AATS-14	Screw	\$6.50	4-43
AATS-20	Screw	\$8.00	4-43
A-EH33-1J40	Equator 300 ext height Operator's version	\$38,155	3-3
A-EH33-2J40	Equator 300 ext height Programmer's version	\$43,237	3-3
A-EH53-1J70	Equator 500 extended height kit	\$55,894	3-4

Part number	Description	Price	Page number
A-EH53-2J70	Equator 500 extended height kit with MODUS	\$60,976	3-4
A-EQ33-1J40	Equator 300 Operator's version	\$36,753	3-3
A-EQ33-2J40	Equator 300 Programmer's version	\$41,835	3-3
A-EQ53-1J70	Equator 500 regular height kit	\$52,914	3-4
A-EQ53-2J70	Equator 500 regular height kit with MODUS	\$57,996	3-4
ATS-4	Screw	\$8.75	4-43
B1-D-02C90D	REVO® SFM-B1 (SM Straight, Type B Skid)	\$10,797	1-22
C3-D-02C90D	REVO® SFM-C2 (Straight, Type C Skid)	\$13,613	1-22
CS-SOF-SW-02-0005	Productivity+™ CAD importers	\$2,200	2-52
CS-SOF-SW-02-0007	Pro-E CAD importer	\$1,650	2-52
CS-SOF-SW-02-0008	CATIA CAD importer	\$1,650	2-52
CS-SOF-SW-02-0009	UG/NX CAD importer	\$1,650	2-52
CS-SOF-SW-02-0010	ACIS CAD importer	\$1,100	2-52
CS-SOF-SW-02-0011	SolidWorks® CAD importer	\$1,650	2-52
CS-SOF-SW-02-0012	Inventor™ CAD importer	\$1,650	2-52
CS-TRA-INHO-01-1DAY	MODUST™ training at Renishaw (1 day)	\$840	1-63
CS-TRA-INHO-01-2DAY	MODUST™ training at Renishaw (2 days)	\$1,680	1-63
CS-TRA-INHO-01-3DAY	MODUST™ training at Renishaw (3 days)	\$2,520	1-63
CS-TRA-INHO-01-4DAY	MODUST™ training at Renishaw (4 days)	\$3,360	1-63
CS-TRA-INHO-03-1DAY	Calibration training at Renishaw Inc	\$915	5-35
CS-TRA-INHO-03-LASER	Laser training course	\$1,977	5-35
CS-TRA-INHO-11-2DAY	Equator™ MODUST™ advanced training	\$1,680	3-10
CS-TRA-INHO-11-4DAY	Equator™ MODUST™ scanning training	\$3,360	3-10
CS-TRA-INHO-QC20	Ballbar training course	\$1,977	5-35
CS-TRA-ONSI-01-1DAY	MODUST™ on-site training (1 day)	\$4,500	1-63
CS-TRA-ONSI-01-2DAY	MODUST™ on-site training (2 days)	\$6,750	1-63
CS-TRA-ONSI-01-3DAY	MODUST™ onsite training (3 days)	\$9,000	1-63
CS-TRA-ONSI-01-4DAY	MODUST™ on-site training (4 days)	\$11,250	1-63
CS-TRA-ONSI-03-1DAY	Additional day's calibration training on-site	\$2,347	5-35
CS-TRA-ONSI-03-2DAY	Calibration training on-site (2 days)	\$7,041	5-35
CS-TRA-ONSI-03-3DAY	Calibration training on-site (3 days)	\$8,988	5-35
CS-TRA-ONSI-03-4DAY	Calibration training on-site (4 days)	\$11,732	5-35
CS-TRA-ONSI-03-QC20	Ballbar training at Vincennes University	\$583	5-35
CS-TRA-ONSI-11-2DAY	Equator™ MODUST™ onsite advanced training	\$6,750	3-10
CS-TRA-ONSI-11-4DAY	Equator™ MODUST™ onsite scanning training	\$11,250	3-10
D1-D-02C90D	REVO® SFM-D1 (90°, Type D Skid)	\$10,797	1-22
M-1041-1088	MS11 CMM probe shank	\$166	1-44
M-1041-1650	MS2 CMM probe shank	\$166	1-44
M-1041-1652	MS5 CMM probe shank	\$166	1-44
M-1041-1653	MS6 CMM probe shank	\$166	1-44
M-1041-1654	MS7 CMM probe shank	\$166	1-44
M-1041-1656	MS3 CMM probe shank	\$166	1-44
M-1041-1657	MS8 CMM probe shank	\$166	1-44
M-1041-2146	MS1 CMM probe shank	\$166	1-44
M-1041-2153	MS15 CMM probe shank	\$166	1-44
M-1041-4843	MS9 CMM probe shank	\$166	1-44
M-1041-5348	MS13 CMM probe shank	\$166	1-44
M-1041-5981	MS14 CMM probe shank	\$166	1-44
M-1041-7068	MS12 CMM probe shank	\$166	1-44



## Alpha-numeric price list

Part number	Description	Price	Page number
M-1041-7132	MS7(S) CMM probe shank	\$212	1-44
M-1041-7507	MS10 CMM probe shank	\$166	1-44
M-1046-1120	MS2/T CMM probe shank	\$166	1-46
M-1046-1121	MS1/T CMM probe shank	\$236	1-46
M-1046-1122	MS5/T CMM probe shank	\$166	1-46
M-1046-1123	MS6/T CMM probe shank	\$166	1-46
M-1046-1124	MS7/T CMM probe shank	\$166	1-46
M-1046-1126	MS3/T CMM probe shank	\$166	1-46
M-1046-1128	MS4/T CMM probe shank	\$166	1-46
M-1046-1802	MS8/T CMM probe shank	\$166	1-46
M-1046-2661	MS11/T CMM probe shank	\$166	1-46
M-1046-4545	MS9/T CMM probe shank	\$166	1-46
M-1046-7107	MS18/T CMM probe shank	\$166	1-46
M-1051-0147	ACR1 100 mm leg	\$15	1-54
M-1051-0148	ACR1 200 mm leg	\$26	1-54
M-1085-0301	MCR20/SCR200 location plate	\$11	1-29, 1-34
M-2008-0197	TS27 tool setting stylus	\$244	2-24
M-2008-0866-RI-KIT	OTS/RTS/TS27R 108 mm riser	\$124	2-24
M-2028-7456	¼ in conduit gland/fitting	\$13	8-10
M-2028-7459	Locknut for ¼ in conduit gland/fitting	FOC	8-10
M-2045-0027	BT40 shank	\$404	2-17
M-2045-0038	BT45 shank	\$900	2-17
M-2045-0068	CAT30 shank	\$404	2-17
M-2045-0069	CAT40 shank	\$404	2-17
M-2045-0071	CAT50 shank	\$404	2-17
M-2045-0073	BT50 shank	\$404	2-17
M-2045-0077	BT30 shank	\$404	2-17
M-2045-0138	CAT45 shank	\$900	2-17
M-2045-0186	HSK A40	\$762	2-17
M-2045-0187	HSK A50	\$908	2-17
M-2045-0188	HSK A63	\$975	2-17
M-2045-0189	HSK A80	\$1,181	2-17
M-2045-0190	HSK A100	\$1,184	2-17
M-2045-0292	CAT60 shank	\$1,870	2-17
M-2045-0310	CAPTO C6 shank	\$743	2-17
M-2045-0311	CAPTO C8 shank	\$1,839	2-17
M-2045-0313	CAPTO C4 shank	\$825	2-17
M-2045-0335	KM63 shank	\$1,527	2-17
M-2045-0346	CAPTO C5 shank	\$1,094	2-17
M-2045-1831591	KM63Y (Mazak) shank	\$1,730	2-17
M-2063-8003	Chip deflector	\$149	2-34
M-2116-1356	MP15/MP11 adaptor	\$248	2-2
M-2238-0443	SH80 removal tool	\$64	1-41
M-2253-0954	Calibration tool (CAT40 shank)	\$474	2-17
M-2253-0955	Calibration tool (CAT50 shank)	\$593	2-17
M-2253-1263	Calibration tool (BT40 shank)	\$474	2-17
M-2253-1557	Calibration tool (BT50 shank)	\$1,841	2-17
M-2253-1562	Calibration tool (BT30 shank)	\$767	2-17
M-3060-0933	TRS2 air filter service kit (3 bowl)	\$130	2-27



Part number	Description	Price	Page number
M-4071-0044	HSK E25 shank	\$530	2-17
M-4071-0045	HSK A32 shank	\$530	2-17
M-4071-0046	HSK A40 shank	\$530	2-17
M-4071-0047	HSK A50 shank	\$714	2-17
M-4071-0048	ISO30 DIN69871 shank	\$455	2-17
M-4071-0049	BT30 shank	\$467	2-17
M-4071-0050	CAT30 shank	\$455	2-17
M-4071-0054	HSK E40 shank	\$530	2-17
M-4071-0055	HSK E32 shank	\$530	2-17
M-4071-0057	BT40 shank	\$404	2-17
M-4071-0057-RI	BT40 shank kit	\$592	2-17
M-4071-0058	CAT40 shank	\$404	2-17
M-4071-0058-RI	CAT40 shank kit	\$592	2-17
M-4071-0065	KM63 shank	\$904	2-17
M-4071-0066	CAPTO C5 shank	\$904	2-17
M-4071-0067	CAPTO C6 shank	\$904	2-17
M-4071-0069	ISO40 DIN69871 shank	\$435	2-17
M-4071-0071	BT50 shank	\$404	2-17
M-4071-0072	CAT50 shank	\$404	2-17
M-4071-0129	HSK A63 shank	\$625	2-17
M-4071-0141	CAPTO C4 shank	\$870	2-17
M-5000-3540	S7 stylus tool	\$9	1-60
M-5000-3541	S8 spanner	\$12	7-93, 7-94, 7-95
M-5000-3571	SIP/M3 stylus adaptor	\$9	7-99, 7-100
M-5000-3647	M2 stylus extension	\$13	7-90, 7-93, 7-94, 7-95
M-5000-3648	M2 stylus extension	\$15	7-90, 7-94, 7-95
M-5000-3707	M4 stylus tool	\$12	1-60
M-5000-4150	M2 pointer stylus	\$25	7-20, 7-90, 7-94, 7-95
M-5000-4152	M2 cylinder stylus	\$26	7-90, 7-94, 7-95
M-5000-4153	M2 cylinder stylus	\$26	7-90, 7-94, 7-95
M-5000-4162	M2 stylus extension	\$17	7-90, 7-94, 7-95
M-5000-6460	M4 star stylus center	\$100	7-31
M-5000-7634	M2 stylus extension	\$12	7-90
M-5000-7779	M2 stylus extension	\$19	7-90, 7-91
M-5000-9304	M5 stylus tool	\$15	1-60
M-5003-1033	TS27 tool setting stylus	\$111	2-24
M-5358-2589	Equator rack port clip	\$2	3-6
M-5625-0113	OLP40/RLP40 front cover	\$32	8-10
M-6270-0277	Conduit gland GP18	\$126	2-21, 8-10
M-6270-0278	Steel sheath conduit 24 mm OD x 1 m	\$25	2-21, 8-10
M-8003-0221	Short clamp screw	\$16	5-29
M-8003-0264	Long clamp screw	\$16	5-29
M-8003-0470	Mounting pillar 110 mm	\$99	5-4, 5-11, 5-29
M-8003-0739	Mounting pillar 70 mm	\$72	5-29
M-8003-0740	Mounting pillar 40 mm	\$40	5-29
M-8003-1063	Swivel mirror clamp screw	\$17	5-29
M-8003-1070	Fixed turning mirror clamp screw	\$17	5-29
M-8003-1307	Optic adaptor plate	\$108	5-25
M-8003-3083	Beam steerer clamp screw	\$16	5-29

## Alpha-numeric price list

Part number	Description	Price	Page number
M-8014-1700	QC20 system carrying case	\$393	5-10, 5-12
M-9908-0313	XL-80 base system case	\$850	5-26
M-9908-0314	XL-80 full system case	\$1,191	5-26
M-9908-0527	Universal tripod case	\$269	5-26
NC4+-F115C-BLUE-KIT	NC4+ F115/55 Blue IAB fixed hardware kit	\$6,707	2-19
NC4+-F145C-BLUE-KIT	NC4+ F145/85 Blue IAB fixed hardware kit	\$6,707	2-19
NC4+-F230C-BLUE-KIT	NC4+ F230/170 Blue IAB fixed hardware kit	\$6,707	2-19
NC4+-F300C-BLUE-KIT	NC4+ F300/240 Blue IAB fixed hardware kit	\$6,707	2-19
NC4-F115C-BLUE-S	NC4 Blue fixed system retrofit kit	Call for price	2-19
NC4-F145C-BLUE-S	NC4 Blue fixed system retrofit kit	Call for price	2-19
NC4-F230C-BLUE-S	NC4 Blue fixed system retrofit kit	Call for price	2-19
NC4-F300C-BLUE-S	NC4 Blue fixed system retrofit kit	Call for price	2-19
NC4-S800-S	NC4 Red separate system retrofit kit	Call for price	2-19
NC4-S1500-S	NC4 Red separate system retrofit kit	Call for price	2-19
NC4-S2000-S	NC4 Red separate system retrofit kit	Call for price	2-19
NC4-S3000-S	NC4 Red separate system retrofit kit	Call for price	2-19
NC4-S5000-S	NC4 Red separate system retrofit kit	Call for price	2-19
OLP40-NS-KIT	OLP40 hardware only kit	\$6,651	2-28
OLP40-NS-S	OLP40 retrofit kit	Call for price	2-28
OMP40M-NS-KIT	OMP40M hardware only kit	\$7,177	2-30
OMP40M-NS-S	OMP40M retrofit kit	Call for price	2-30
OMP40-NS-KIT	OMP40-2 hardware only kit	\$6,717	2-3
OMP40-NS-S	OMP40 retrofit kit	Call for price	2-3
OMP60-NS-KIT	OMP60 hardware only kit	\$6,717	2-7
OMP60-NS-S	OMP60 retrofit kit	Call for price	2-7
OMP400-NS-KIT	OMP400 hardware only kit	\$7,621	2-5
OMP400-NS-S	OMP400 retrofit kit	Call for price	2-5
OMP600-NS-KIT	OMP600 hardware only kit	\$7,621	2-10
OMP600-NS-S	OMP600 retrofit kit	Call for price	2-10
OTSAA-KIT	OTS hardware only kit (AA)	\$4,826	2-22
OTSAA-S	OTS retrofit kit (AA)	Call for price	2-22
OTS-KIT	OTS hardware only kit (½ AA)	\$4,826	2-22
OTS-S	OTS retrofit kit (½ AA)	Call for price	2-22
P-BT03-0007	½ AA battery (2 pack)	\$47	2-3
P-CA61-0063	Conduit gland GP11	\$36	2-21, 8-10
P-CA61-0065	Conduit gland GP16	\$36	8-10
P-CA82-1009	HPPA R/E cable (5 meters)	\$57	2-41
P-CA82-1010	HPPA R/E cable (2 meters)	\$36	2-41
P-CA82-1011	HPPA R/E cable (10 meters)	\$80	2-41
P-CF01-0001	¼ in conduit	\$25/meter	8-10
P-CF01-0004	5/16 in conduit	\$25/meter	8-10
P-EQ33-MAIN	110 V mains power cable for Equator	\$19	3-6
P-FI01-S002	TRS2 air filter service kit (2 bowl)	\$162	2-27
P-GA01-0001	Gram gage	\$399	1-43, 7-108
P-HO01-0008	Steel sheath conduit 17 mm OD × 1 m	\$25	2-21, 8-10
P-HO01-0010	Steel sheath conduit 14 mm OD × 1 m	\$25	2-21, 8-10
P-HO01-0011	GP16 conduit	\$25/meter	8-10
P-NU03-0200	Locknut for GP19/11/16/18 conduit gland/fitting	\$2	8-10
P-NU18-0005	M8 T nut	\$15	1-56

Part number	Description	Price	Page number
P-SC13-0403	OTS/RTS/TS27R stylus holder set screws	\$2	2-24
P-TL01-0089	S12 hex key	\$4	1-60
P-TL01-0150	S3 hex key	\$4	1-60, 7-90, 7-91, 7-93, 7-94, 7-95, 7-99, 7-100, 7-104, 7-105
P-TL01-0200	S5 hex key	\$4	1-60
P-TL01-0250	S6 hex key	\$4	1-60, 7-102, 7-103, 7-104, 7-105
P-TL01-0300	S4 hex key	\$4	1-60, 7-105
R-AH-1175-20	Adjustable height stand	\$51.50	4-28
R-AH-2545-6	Adjustable height stand	\$57.25	4-28
R-AH-2545-8	Adjustable height stand	\$57.25	4-28
R-AJ-1-20	Adjustable jack stand	\$57.25	4-27
R-AJ-9-4	Adjustable jack stand	\$47.25	4-27
R-AJ-13-6	Adjustable jack stand	\$44.25	4-27
R-AJ-19-8	Adjustable jack stand	\$44.25	4-27
R-AJ-25-6	Adjustable jack stand	\$58.00	4-27
R-AJ-25-8	Adjustable jack stand	\$58.00	4-27
R-AJ-50-20	Adjustable jack stand	\$43.00	4-27
R-AJS-35-8	Adjustable jack stand	\$89.25	4-27
R-AJS-50-12	Adjustable jack stand	\$184.00	4-27
R-APJ-6	Adjustable pivot joint	\$79.00	4-27
R-APJ-8	Adjustable pivot joint	\$79.00	4-27
R-APJ-20	Adjustable pivot joint	\$79.00	4-27
R-AS-1-20	Adjustable slide	\$26.25	4-27
R-AS-3-20	Adjustable slide	\$28.25	4-27
R-AS-30-4	Adjustable slide	\$31.50	4-27
R-AS-45-4	Adjustable slide	\$31.50	4-27
R-AS-45-6	Adjustable slide	\$31.50	4-27
R-AS-45-8	Adjustable slide	\$31.50	4-27
R-AS-70-6	Adjustable slide	\$41.00	4-27
R-AS-70-8	Adjustable slide	\$41.00	4-27
R-AS-100-6	Adjustable slide	\$59.25	4-27
R-AS-150-12	Adjustable slide	\$158.00	4-27
R-ASA-2-20	Adjustable acrylic slide	\$35.75	4-28
R-ASA-45-4	Adjustable acrylic slide	\$32.75	4-28
R-ASA-45-6	Adjustable acrylic slide	\$32.75	4-28
R-ASAE-4	Adjustable slide acrylic extension	\$89.25	4-29
R-ASM-4	Adjustable slide mirror	\$99.75	4-29
R-ASM-50-2	Adjustable slide mirror	\$194.00	4-29
R-AT-6	Adjustable T-arm	\$66.25	4-44
R-AVM-4	Adjustable micro V	\$137.00	4-31
R-AVP-11-20	Adjustable V-post	\$38.75	4-28
R-AVP-2525-6	Adjustable V-post	\$39.00	4-28
R-AVP-2525-8	Adjustable V-post	\$39.00	4-28
R-BC10	Component storage box	\$15.00	4-56
R-CC-6	Center for fixturing	\$181.00	4-35
R-CC-13	Center for fixturing	\$236.00	4-35
R-CC-25	Center for fixturing	\$267.00	4-35
R-CCAS	Adjustable angle slide	\$585.00	4-39
R-CES-10-6	Exposed suction cup	\$51.25	4-50

## Alpha-numeric price list

Part number	Description	Price	Page number
R-CES-10-20	Exposed suction cup	\$51.25	4-50
R-CES-20-6	Exposed suction cup	\$57.00	4-50
R-CES-20-20	Exposed suction cup	\$53.50	4-50
R-CES-30-6	Exposed suction cup	\$67.00	4-50
R-CES-30-20	Exposed suction cup	\$63.00	4-50
R-CES-50-6	Exposed suction cup	\$84.00	4-50
R-CES-50-20	Exposed suction cup	\$84.00	4-50
R-CH-89-6	Hold down clamp	\$75.00	4-39
R-CH-89-8	Hold down clamp	\$77.75	4-39
R-CH-133-6	Hold down clamp	\$71.25	4-39
R-CH-133-8	Hold down clamp	\$73.50	4-39
R-CH-350-20	Hold down clamp	\$76.75	4-39
R-CH-525-20	Hold down clamp	\$73.50	4-39
R-CJ-3	3-jaw clamp	\$394.00	4-37
R-CJR-3	Rotating 3-jaw clamp	\$283.00	4-37
R-CMC-4	Micro center for fixturing	\$153.00	4-36
R-CMV-4	Mini vise	\$263.00	4-35
R-CMV-6	Mini vise	\$269.00	4-35
R-CMV-8	Mini vise	\$263.00	4-35
R-CMV-20	Mini vise	\$263.00	4-35
R-CP-4	Pusher clamp	\$82.00	4-34
R-CP-6	Pusher clamp	\$82.75	4-34
R-CP-20	Pusher clamp	\$82.00	4-34
R-CPC-190	CMM plate clamp	\$47.25	4-38
R-CPSM-4	Micro sliding pusher clamp	\$140.00	4-36
R-CPT-64-58-6	Positional tension clamp	\$61.50	4-33
R-CPT-250-225-20	Positional tension clamp	\$67.25	4-33
R-CPTT-64-58-6	Positional tension clamp	\$71.25	4-33
R-CPTT-250-225-20	Positional tension clamp	\$69.25	4-33
R-CRAV	Rotational angle vise	\$1,024.00	4-38
R-CS-5-6	Suction cup	\$64.75	4-50
R-CS-5-20	Suction cup	\$64.00	4-50
R-CS-10-6	Suction cup	\$60.50	4-50
R-CS-10-20	Suction cup	\$63.25	4-50
R-CS-20-6	Suction cup	\$77.75	4-50
R-CS-20-20	Suction cup	\$77.75	4-50
R-CS-30-6	Suction cup	\$84.00	4-50
R-CS-30-20	Suction cup	\$84.00	4-50
R-CS-50-6	Suction cup	\$120.00	4-50
R-CS-50-20	Suction cup	\$120.00	4-50
R-CSH-MP	9.5 mm vacuum hose	\$0.25/meter	4-51
R-CSH-MS	6.4 mm vacuum hose	\$0.50/meter	4-51
R-CSM-6P	6-port manifold	\$197.00	4-51
R-CSM-10P	10-port manifold	\$273.00	4-51
R-CSPS-751-20	Spring pusher standoff clamp	\$54.50	4-38
R-CSPS-1210-4	Spring pusher standoff clamp	\$48.25	4-38
R-CSPS-1515-4	Spring pusher standoff clamp	\$50.50	4-38
R-CSPS-1925-6	Spring pusher standoff clamp	\$53.75	4-38
R-CSPS-1925-8	Spring pusher standoff clamp	\$53.75	4-38

Part number	Description	Price	Page number
R-CSP	Screw pusher clamp	\$85.50	4-34
R-CSVM-4	Micro V spring clamp	\$188.00	4-37
R-CSVP	Vacuum pump	\$231.00	4-51
R-CT-4P-325-20	Plunger tip tension clamp	\$61.00	4-33
R-CT-40-25-4	Tension clamp	\$23.75	4-32
R-CT-40-30-6	Tension clamp	\$22.50	4-32
R-CT-40-30-8	Tension clamp	\$22.50	4-32
R-CT-40-70-6	Tension clamp	\$26.50	4-32
R-CT-40-70-8	Tension clamp	\$26.50	4-32
R-CT-64-70-6	Tension clamp	\$26.25	4-32
R-CT-64-70-8	Tension clamp	\$26.25	4-32
R-CT-95-83-6	Tension clamp	\$44.75	4-32
R-CT-95-83-8	Tension clamp	\$44.75	4-32
R-CT-100P-83-6	Plunger tip tension clamp	\$55.75	4-33
R-CT-100P-83-8	Plunger tip tension clamp	\$61.00	4-33
R-CT-160-125-20	Tension clamp	\$25.25	4-32
R-CT-160-275-20	Tension clamp	\$25.25	4-32
R-CT-250-275-20	Tension clamp	\$27.25	4-32
R-CT-375-325-20	Tension clamp	\$48.25	4-32
R-CTB-1-20	Tension clamp bracket	\$66.75	4-35
R-CTB-25-6	Tension clamp bracket	\$67.00	4-35
R-CTB-25-8	Tension clamp bracket	\$66.75	4-35
R-CTT-40-25-4	Soft tip tension clamp	\$26.25	4-32
R-CTT-40-30-6	Soft tip tension clamp	\$29.25	4-32
R-CTT-40-30-8	Soft tip tension clamp	\$29.25	4-32
R-CTT-40-70-6	Soft tip tension clamp	\$30.50	4-32
R-CTT-40-70-8	Soft tip tension clamp	\$33.00	4-32
R-CTT-64-70-6	Soft tip tension clamp	\$33.00	4-32
R-CTT-64-70-8	Soft tip tension clamp	\$33.50	4-32
R-CTT-95-83-6	Soft tip tension clamp	\$51.50	4-32
R-CTT-95-83-8	Soft tip tension clamp	\$51.50	4-32
R-CTT-160-125-20	Soft tip tension clamp	\$29.00	4-32
R-CTT-160-275-20	Soft tip tension clamp	\$30.00	4-32
R-CTT-250-275-20	Soft tip tension clamp	\$31.50	4-32
R-CTT-375-325-20	Soft tip tension clamp	\$51.75	4-32
R-CVM-4	Micro vise clamp	\$122.00	4-34
R-CVM-6	Micro vise clamp	\$124.00	4-34
R-CVM-20	Micro vise clamp	\$122.00	4-34
R-CVM-B-4	Micro vise clamp	\$153.00	4-34
R-CVM-B-6	Micro vise clamp	\$156.00	4-34
R-CVM-B-20	Micro vise clamp	\$153.00	4-34
R-CVS-5-6	Suction V cup	\$83.75	4-50
R-CVS-5-20	Suction V cup	\$84.25	4-50
R-CVS-10-6	Suction V cup	\$80.50	4-50
R-CVS-10-20	Suction V cup	\$80.50	4-50
R-CVS-20-6	Suction V cup	\$99.75	4-50
R-CVS-20-20	Suction V cup	\$99.75	4-50
R-CVS-30-6	Suction V cup	\$120.00	4-50
R-CVS-30-20	Suction V cup	\$120.00	4-50

## Alpha-numeric price list

Part number	Description	Price	Page number
R-CVS-50-6	Suction V cup	\$166.00	4-50
R-CVS-50-20	Suction V cup	\$174.00	4-50
R-CW-1-1-20	Spring wire clamp	\$28.50	4-32
R-CW-2-2-20	Spring wire clamp	\$33.00	4-32
R-CW-25-25-4	Spring wire clamp	\$30.00	4-32
R-CW-25-25-6	Spring wire clamp	\$30.25	4-32
R-CW-50-50-4	Spring wire clamp	\$34.75	4-32
R-CW-50-50-6	Spring wire clamp	\$34.75	4-32
R-CWS-6	Spring wedge clamp	\$112.00	4-36
R-CWS-20	Spring wedge clamp	\$123.00	4-36
R-CWT-1-1-20	Soft tip spring wire clamp	\$30.75	4-33
R-CWT-2-2-20	Soft tip spring wire clamp	\$35.25	4-33
R-CWT-25-25-4	Soft tip spring wire clamp	\$32.75	4-33
R-CWT-25-25-6	Soft tip spring wire clamp	\$28.00	4-33
R-CWT-50-50-4	Soft tip spring wire clamp	\$36.75	4-33
R-CWT-50-50-6	Soft tip spring wire clamp	\$36.75	4-33
R-FSC-CA-4	M4 CMM/Equator component set A	\$948.00	4-16
R-FSC-CA-6	M6 CMM/Equator component set A	\$836.00	4-17
R-FSC-CA-8	M8 CMM/Equator component set A	\$813.00	4-19
R-FSC-CA-20	¼-20 CMM/Equator component set A	\$786.00	3-9, 4-21
R-FSC-CB-6	M6 CMM/Equator component set B	\$2,100.00	4-17
R-FSC-CB-8	M8 CMM/Equator component set B	\$2,165.00	4-19
R-FSC-CB-20	¼-20 CMM/Equator component set B	\$2,005.00	4-21
R-FSC-CC-6	M6 CMM/Equator component set C	\$3,605.00	4-17
R-FSC-CC-8	M8 CMM/Equator component set C	\$3,550.00	4-19
R-FSC-CC-20	¼-20 CMM/Equator component set C	\$3,445.00	4-21
R-FSC-MCA-6	M6 CMM/Equator component set A	\$1,085.00	4-18
R-FSC-MCA-8	M8 CMM/Equator component set A	\$1,055.00	4-20
R-FSC-MCA-20	¼-20 CMM/Equator component set A	\$1,020.00	3-9, 4-22
R-FSC-MCB-6	M6 CMM/Equator component set B	\$2,430.00	4-18
R-FSC-MCB-8	M8 CMM/Equator component set B	\$2,550.00	4-20
R-FSC-MCB-20	¼-20 CMM/Equator component set B	\$2,295.00	4-22
R-FSC-MCC-6	M6 CMM/Equator component set C	\$3,965.00	4-18
R-FSC-MCC-8	M8 CMM/Equator component set C	\$3,955.00	4-20
R-FSC-MCC-20	¼-20 CMM/Equator component set C	\$3,770.00	4-22
R-FSV-A-4	M4 vision component set A	\$1,225.00	4-23
R-FSV-A-6	M6 vision component set A	\$1,540.00	4-24
R-FSV-B-4	M4 vision component set B	\$1,890.00	4-23
R-FSV-C-4	M4 vision component set C	\$2,690.00	4-23
R-FSV-QLCA-20	¼-20 vision component set A	\$1,420.00	4-25
R-FSV-QLCB-20	¼-20 vision component set B	\$1,965.00	4-25
RI-2197-2100	MP4 rear exit RBE	\$2,406	8-6
RI-2197-3000	MP4 side exit RBE	\$2,406	8-6
RI-4038-0001	OMP60 upgrade kit	\$2,092	2-7
RI-4038-1003	OMP60M upgrade kit	\$2,664	2-9
RI-4071-0001	OMP40-2 upgrade kit	\$2,092	2-3
RI-5069-0001	OMP400 upgrade kit	\$2,510	2-5
RI-5180-0001	OMP600 upgrade kit	\$2,510	2-10
RI-5312-0001	RMP600 upgrade kit	\$7,084	2-16

Part number	Description	Price	Page number
RI-5742-0001	RMP60 upgrade kit	\$5,719	2-14
RI-5742-1003	RMP60M upgrade kit	\$6,292	2-15
RI-6570-0001	RMP400 upgrade kit	\$6,358	2-13
RI-CF01-0001	Sealtite conduit for TRS2	\$38	2-27
RI-ENCL-EQ-PCMO	Equator 300 enclosure monitor bracket	\$215	3-8
R-KQL-A-6	QuickLoad rail and plate set	\$1,530.00	4-9
R-KQL-A-8	QuickLoad rail and plate set	\$1,530.00	4-9
R-KQL-A-20	QuickLoad rail and plate set	\$1,530.00	4-9
R-KQL-B-6	QuickLoad rail and plate set	\$3,815.00	4-9
R-KQL-B-8	QuickLoad rail and plate set	\$3,815.00	4-9
R-KQL-B-20	QuickLoad rail and plate set	\$3,815.00	4-9
RLP40-NS-KIT	RLP40 hardware only kit	\$8,234	2-31
RLP40-NS-S	RLP40 retrofit kit	Call for price	2-31
R-M-1-20	Magnet	\$44.25	4-40
R-M-6-4	Magnet	\$29.25	4-40
R-M-13-4	Magnet	\$36.00	4-40
R-M-13-6	Magnet	\$32.25	4-40
R-M-13-8	Magnet	\$37.25	4-40
R-M-19-6	Magnet	\$38.50	4-40
R-M-19-8	Magnet	\$38.75	4-40
R-M-25-6	Magnet	\$42.25	4-40
R-M-25-8	Magnet	\$43.25	4-40
R-M-32-6	Magnet	\$54.00	4-40
R-M-32-8	Magnet	\$55.75	4-40
R-M-50-20	Magnet	\$31.50	4-40
R-M-75-20	Magnet	\$33.75	4-40
R-M-125-20	Magnet	\$52.75	4-40
R-MP-1-20	Pin magnet	\$77.00	4-40
R-MP-6-4	Pin magnet	\$63.00	4-40
R-MP-13-4	Pin magnet	\$69.75	4-40
R-MP-13-6	Pin magnet	\$70.25	4-40
R-MP-13-8	Pin magnet	\$70.25	4-40
R-MP-19-6	Pin magnet	\$76.75	4-40
R-MP-19-8	Pin magnet	\$76.75	4-40
R-MP-25-6	Pin magnet	\$78.75	4-40
R-MP-25-8	Pin magnet	\$78.75	4-40
RMP40M-NS-KIT	RMP40M hardware only kit	\$8,638	2-32
RMP40M-NS-S	RMP40M retrofit kit	Call for price	2-32
RMP40-NS-KIT	RMP40 hardware only kit	\$8,871	2-12
RMP40-NS-S	RMP40 retrofit kit	Call for price	2-12
R-MP-50-20	Pin magnet	\$61.25	4-40
RMP60-NS-KIT	RMP60 hardware only kit	\$8,871	2-14
RMP60-NS-S	RMP60 retrofit kit	Call for price	2-14
R-MP-75-20	Pin magnet	\$73.50	4-40
RMP400-NS-KIT	RMP400 hardware only kit	\$9,906	2-13
RMP400-NS-S	RMP400 retrofit kit	Call for price	2-13
RMP600-NS-KIT	RMP600 hardware only kit	\$11,007	2-16
RMP600-NS-S	RMP600 retrofit kit	Call for price	2-16
R-MV-1-20	V magnet	\$86.75	4-41



## Alpha-numeric price list

Part number	Description	Price	Page number
R-MV-13-6	V magnet	\$68.25	4-41
R-MV-13-8	V magnet	\$68.25	4-41
R-MV-19-6	V magnet	\$89.25	4-41
R-MV-19-8	V magnet	\$89.25	4-41
R-MV-25-6	V magnet	\$96.25	4-41
R-MV-25-8	V magnet	\$94.50	4-41
R-MV-32-6	V magnet	\$115.00	4-41
R-MV-32-8	V magnet	\$114.00	4-41
R-MV-50-20	V magnet	\$67.50	4-41
R-MV-75-20	V magnet	\$80.50	4-41
R-MV-125-20	V magnet	\$104.75	4-41
R-MVB-1-20	V magnet with base	\$121.00	4-41
R-MVB-13-6	V magnet with base	\$115.00	4-41
R-MVB-19-6	V magnet with base	\$118.00	4-41
R-MVB-19-8	V magnet with base	\$117.00	4-41
R-MVB-25-6	V magnet with base	\$123.00	4-41
R-MVB-25-8	V magnet with base	\$121.00	4-41
R-MVB-32-6	V magnet with base	\$141.00	4-41
R-MVB-32-8	V magnet with base	\$140.00	4-41
R-MVB-50-20	V magnet with base	\$113.00	4-41
R-MVB-75-20	V magnet with base	\$116.00	4-41
R-MVB-125-20	V magnet with base	\$140.00	4-41
R-NTM-1	Magnetic mini V block	\$347.00	4-40
R-PAACU	Metrology table adapter plate	\$239.00	4-45
R-PC-5066-50-20	CMM ¼-20 base plate	\$230.00	4-13
R-PC-501212-50-20	CMM ¼-20 base plate	\$537.00	4-13
R-PC-501818-50-20	CMM ¼-20 base plate	\$936.00	4-13
R-PC-752424-50-20	CMM ¼-20 base plate	\$1,895.00	4-13
R-PC-752840-50-20	CMM ¼-20 base plate	\$3,100.00	4-13
R-PC-753030-50-20	CMM ¼-20 base plate	\$2,595.00	4-13
R-PC-753648-50-20	CMM ¼-20 base plate	\$4,800.00	4-13
R-PC-13150150-10-4	CMM M4 base plate	\$275.00	4-13
R-PC-13150150-12-6	CMM M6 base plate	\$230.00	4-13
R-PC-13300300-10-4	CMM M4 base plate	\$675.00	4-13
R-PC-13300300-12-6	CMM M6 base plate	\$537.00	4-13
R-PC-13300300-15-8	CMM M8 base plate	\$525.00	4-13
R-PC-13450450-12-6	CMM M6 base plate	\$1,095.00	4-13
R-PC-13450450-15-8	CMM M8 base plate	\$925.00	4-13
R-PC-19600600-12-6	CMM M6 base plate	\$1,995.00	4-13
R-PC-19600600-15-8	CMM M8 base plate	\$1,680.00	4-13
R-PC-19750750-12-6	CMM M6 base plate	\$2,595.00	4-13
R-PC-19750750-15-8	CMM M8 base plate	\$2,450.00	4-13
R-PC-197501000-12-6	CMM M6 base plate	\$3,100.00	4-13
R-PC-197501020-15-8	CMM M8 base plate	\$2,800.00	4-13
R-PC-199001200-12-6	CMM M6 base plate	\$4,800.00	4-13
R-PC-199001200-15-8	CMM M8 base plate	\$3,995.00	4-13
R-PCA-5023-50-20	Adjustable angle plate	\$155.00	4-30
R-PCA-135075-10-4	Adjustable angle plate	\$179.00	4-30
R-PCA-135075-12-6	Adjustable angle plate	\$179.00	4-30



Part number	Description	Price	Page number
R-PCA-135075-15-8	Adjustable angle plate	\$185.00	4-30
R-PCR-501212-50-20	Equator ¼-20 base plate	\$457.00	3-7, 4-15
R-PCR-13300300-10-4	Equator M4 base plate	\$634.00	4-15
R-PCR-13510510-25-6	Equator M6 base plate	\$1,238.00	4-15
R-PCV-507540-10-4	Vertical base plate	\$138.00	4-43
R-PEC-13300300-6	Equator fixturing plate (single ¼-20 hole)	\$250.00	3-7
R-PSQ-2042-4	Quick slide plate	\$80.50	4-30
R-PSQ-3272-4	Quick slide plate	\$85.75	4-30
R-PV-5066-50-20	Vision ¼-20 multi-hole base plate	\$341.00	4-15
R-PV-50128-50-20	Vision ¼-20 multi-hole base plate	\$468.00	4-15
R-PV-501010-50-20R	Vision ¼-20 multi-hole base plate	\$506.00	4-15
R-PV-501010-50-20	Vision ¼-20 multi-hole base plate	\$473.00	4-15
R-PV-501212-50-20R	Vision ¼-20 multi-hole base plate	\$565.00	4-15
R-PV-501616-50-20	Vision ¼-20 multi-hole base plate	\$814.00	4-15
R-PV-13150150-10-4	Vision M4 multi-hole base plate	\$350.00	4-14
R-PV-13150150-12-6	Vision M6 multi-hole base plate	\$349.00	4-14
R-PV-13200200-10-4R	Vision M4 multi-hole base plate	\$494.00	4-14
R-PV-13200200-10-4	Vision M4 multi-hole base plate	\$460.00	4-14
R-PV-13250150-10-4R	Vision M4 multi-hole base plate	\$496.00	4-14
R-PV-13250150-10-4	Vision M4 multi-hole base plate	\$462.00	4-14
R-PV-13250250-10-4R	Vision M4 multi-hole base plate	\$628.00	4-14
R-PV-13250250-10-4	Vision M4 multi-hole base plate	\$548.00	4-14
R-PV-13250250-12-6	Vision M6 multi-hole base plate	\$481.00	4-14
R-PV-13300200-10-4R	Vision M4 multi-hole base plate	\$595.00	4-14
R-PV-13300200-10-4	Vision M4 multi-hole base plate	\$553.00	4-14
R-PV-13300300-10-4	Vision M4 multi-hole base plate	\$793.00	4-14
R-PV-13400400-10-4	Vision M4 multi-hole base plate	\$1,155.00	4-14
R-PV-W-50106-50-20	Vision ¼-20 multi-window base plate	\$410.00	4-15
R-PV-W-50128-50-20	Vision ¼-20 multi-window base plate	\$425.00	4-15
R-PV-W-501010-50-20R	Vision ¼-20 multi-window base plate	\$394.00	4-15
R-PV-W-501010-50-20	Vision ¼-20 multi-window base plate	\$352.00	4-15
R-PV-W-501212-50-20R	Vision ¼-20 multi-window base plate	\$488.00	4-15
R-PV-W-501616-50-20	Vision ¼-20 multi-window base plate	\$1,040.00	4-15
R-PV-W-13150150-10-4	Vision M4 multi-window base plate	\$394.00	4-14
R-PV-W-13200200-10-4R	Vision M4 multi-window base plate	\$416.00	4-14
R-PV-W-13200200-10-4	Vision M4 multi-window base plate	\$371.00	4-14
R-PV-W-13250150-10-4R	Vision M4 multi-window base plate	\$408.00	4-14
R-PV-W-13250150-10-4	Vision M4 multi-window base plate	\$360.00	4-14
R-PV-W-13250150-12-6	Vision M6 multi-window base plate	\$496.00	4-14
R-PV-W-13250250-10-4R	Vision M4 multi-window base plate	\$463.00	4-14
R-PV-W-13250250-10-4	Vision M4 multi-window base plate	\$392.00	4-14
R-PV-W-13250250-12-6	Vision M6 multi-window base plate	\$363.00	4-14
R-PV-W-13300200-10-4R	Vision M4 multi-window base plate	\$512.00	4-14
R-PV-W-13300200-10-4	Vision M4 multi-window base plate	\$469.00	4-14
R-PV-W-13300300-10-4	Vision M4 multi-window base plate	\$528.00	4-14
R-PV-W-13400400-10-4	Vision M4 multi-window base plate	\$1,070.00	4-14
R-PV-W-13400400-12-6	Vision M6 multi-window base plate	\$1,050.00	4-14
R-QLPC-5066-50-20	QuickLoad plate	\$275.00	4-9
R-QLPC-501212-50-20	QuickLoad plate	\$575.00	4-9

## Alpha-numeric price list

Part number	Description	Price	Page number
R-QLPC-501818-50-20	QuickLoad plate	\$995.00	4-9
R-QLPC-13150150-12-6	QuickLoad plate	\$275.00	4-9
R-QLPC-13300300-12-6	QuickLoad plate	\$575.00	4-9
R-QLPC-13300300-15-8	QuickLoad plate	\$575.00	4-9
R-QLPC-13450450-12-6	QuickLoad plate	\$995.00	4-9
R-QLPC-13450450-15-8	QuickLoad plate	\$995.00	4-9
R-QLR2-50224	QuickLoad rails	\$1,095.00	4-9
R-QLR2-1350600	QuickLoad rails	\$1,095.00	4-9
R-QLR-50218	QuickLoad rail	\$551.00	4-9
R-QLR-50224	QuickLoad rail	\$578.00	4-9
R-QLR-1350450	QuickLoad rail	\$551.00	4-9
R-QLR-1350600	QuickLoad rail	\$578.00	4-9
R-RCA-6	Cone for fixturing	\$26.00	4-42
R-RCA-8	Cone for fixturing	\$26.00	4-42
R-RCA-20	Cone for fixturing	\$24.50	4-42
R-RCD-6	Cone for fixturing	\$9.50	4-42
R-RCD-8	Cone for fixturing	\$9.50	4-42
R-RCD-20	Cone for fixturing	\$7.25	4-42
R-RCS-6	Cone for fixturing	\$13.25	4-42
R-RCS-8	Cone for fixturing	\$13.25	4-42
R-RCS-20	Cone for fixturing	\$13.50	4-42
R-RCS-25-8	Cone for fixturing	\$29.00	4-42
R-RCS-50-12	Cone for fixturing	\$58.75	4-42
R-RPA-4	Resting pin	\$10.50	4-42
R-RPD-4	Resting pin	\$17.00	4-42
R-RPD-6	Resting pin	\$17.00	4-42
R-RPD-20	Resting pin	\$17.00	4-42
R-RPS-6	Resting pin	\$11.00	4-42
R-RPS-20	Resting pin	\$11.00	4-42
R-S-11-20	¼-20 standoff	\$13.25	4-47
R-S-12-2W-20	Spring-loaded pin standoff	\$118.00	4-49
R-S-12-4W-20	Spring-loaded pin standoff	\$110.00	4-49
R-S-12-20	¼-20 standoff	\$14.25	4-47
R-S-14-20	¼-20 standoff	\$16.75	4-47
R-S-16-20	¼-20 standoff	\$24.75	4-47
R-S-65-4	M4 standoff	\$12.50	4-46
R-S-95-4	M4 standoff	\$12.75	4-46
R-S-95-6	M6 standoff	\$12.75	4-46
R-S-125-4	M4 standoff	\$13.25	4-46
R-S-150-20	¼-20 standoff	\$15.25	4-47
R-S-175-20	¼-20 standoff	\$12.75	4-47
R-S-251-20	¼-20 standoff	\$15.00	4-47
R-S-501-20	¼-20 standoff	\$11.75	4-47
R-S-502-2W-20	Spring-loaded pin standoff	\$126.00	4-49
R-S-502-4W-20	Spring-loaded pin standoff	\$116.00	4-49
R-S-502-20	¼-20 standoff	\$12.75	4-47
R-S-504-20	¼-20 standoff	\$16.00	4-47
R-S-506-20	¼-20 standoff	\$19.50	4-47
R-S-610-4	M4 standoff	\$12.50	4-46

Part number	Description	Price	Page number
R-S-610-6	M6 standoff	\$12.50	4-46
R-S-615-4	M4 standoff	\$15.00	4-46
R-S-620-4	M4 standoff	\$13.75	4-46
R-S-625-4	M4 standoff	\$13.75	4-46
R-S-625-6	M6 standoff	\$13.75	4-46
R-S-751-20	¼-20 standoff	\$12.50	4-47
R-S-752-20	¼-20 standoff	\$12.50	4-47
R-S-754-20	¼-20 standoff	\$14.50	4-47
R-S-756-20	¼-20 standoff	\$20.50	4-47
R-S-910-4	M4 standoff	\$12.75	4-46
R-S-910-6	M6 standoff	\$12.75	4-46
R-S-915-4	M4 standoff	\$15.25	4-46
R-S-915-6	M6 standoff	\$15.25	4-46
R-S-920-4	M4 standoff	\$14.50	4-46
R-S-920-6	M6 standoff	\$14.50	4-46
R-S-925-4	M4 standoff	\$14.50	4-46
R-S-925-6	M6 standoff	\$14.50	4-46
R-S-950-4	M4 standoff	\$17.50	4-46
R-S-1210-4	M4 standoff	\$13.75	4-46
R-S-1215-4	M4 standoff	\$14.75	4-46
R-S-1220-4	M4 standoff	\$15.75	4-46
R-S-1225-4	M4 standoff	\$16.75	4-46
R-S-1250-4	M4 standoff	\$18.50	4-46
R-S-1310-6	M6 standoff	\$11.75	4-46
R-S-1315-6	M6 standoff	\$12.75	4-46
R-S-1315-8	M8 standoff	\$12.75	4-47
R-S-1320-6	M6 standoff	\$13.25	4-46
R-S-1320-8	M8 standoff	\$13.25	4-47
R-S-1325-6	M6 standoff	\$13.50	4-46
R-S-1325-8	M8 standoff	\$13.50	4-47
R-S-1350-2W-6	Spring-loaded pin standoff	\$127.00	4-49
R-S-1350-4W-6	Spring-loaded pin standoff	\$128.00	4-49
R-S-1350-6	M6 standoff	\$12.75	4-46
R-S-1350-8	M8 standoff	\$12.50	4-47
R-S-1501-20	¼-20 standoff	\$20.75	4-47
R-S-1502-20	¼-20 standoff	\$26.50	4-47
R-S-1506-20	¼-20 standoff	\$52.00	4-47
R-S-1910-6	M6 standoff	\$12.25	4-46
R-S-1915-6	M6 standoff	\$12.50	4-46
R-S-1915-8	M8 standoff	\$13.25	4-47
R-S-1920-6	M6 standoff	\$13.25	4-46
R-S-1920-8	M8 standoff	\$13.25	4-47
R-S-1925-6	M6 standoff	\$13.75	4-46
R-S-1925-8	M8 standoff	\$13.75	4-47
R-S-1950-6	M6 standoff	\$14.75	4-46
R-S-1950-8	M8 standoff	\$14.75	4-47
R-S-2515-6	M6 standoff	\$11.50	4-46
R-S-2520-6	M6 standoff	\$12.75	4-46
R-S-2520-8	M8 standoff	\$13.25	4-47

## Alpha-numeric price list

Part number	Description	Price	Page number
R-S-2525-6	M6 standoff	\$13.25	4-46
R-S-2525-8	M8 standoff	\$15.25	4-47
R-S-2550-2W-6	Spring-loaded pin standoff	\$120.00	4-49
R-S-2550-2W-8	Spring-loaded pin standoff	\$120.00	4-49
R-S-2550-4W-6	Spring-loaded pin standoff	\$120.00	4-49
R-S-2550-4W-8	Spring-loaded pin standoff	\$120.00	4-49
R-S-2550-6	M6 standoff	\$14.50	4-46
R-S-2550-8	M8 standoff	\$14.50	4-47
R-S-2550-20	¼-20 standoff	\$14.00	4-47
R-S-3751-20	¼-20 standoff	\$13.50	4-47
R-S-3825-6	M6 standoff	\$21.00	4-46
R-S-3825-8	M8 standoff	\$21.25	4-47
R-S-3825-12	M12 standoff	\$35.00	4-47
R-S-3850-6	M6 standoff	\$26.25	4-46
R-S-3850-8	M8 standoff	\$26.25	4-47
R-S-3850-12	M12 standoff	\$40.00	4-47
R-S-5025-12	M12 standoff	\$40.50	4-47
R-S-5025-20	¼-20 standoff	\$16.25	4-47
R-S-5050-12	M12 standoff	\$53.75	4-47
R-S-5050-20	¼-20 standoff	\$12.00	4-47
R-S-5075-20	¼-20 standoff	\$11.00	4-47
R-S-7550-20	¼-20 standoff	\$12.00	4-47
R-S-7575-20	¼20 standoff	\$12.00	4-47
R-S-13100-6	M6 standoff	\$16.50	4-46
R-S-13100-8	M8 standoff	\$16.75	4-47
R-S-13150-6	M6 standoff	\$22.00	4-46
R-S-19100-6	M6 standoff	\$15.25	4-46
R-S-19100-8	M8 standoff	\$15.75	4-47
R-S-19150-6	M6 standoff	\$22.50	4-46
R-S-19150-8	M8 standoff	\$23.00	4-47
R-S-25100-6	M6 standoff	\$15.75	4-46
R-S-25100-8	M8 standoff	\$15.75	4-47
R-S-25150-6	M6 standoff	\$25.25	4-46
R-S-25150-8	M8 standoff	\$25.25	4-47
R-S-37525-20	¼-20 standoff	\$13.50	4-47
R-S-37550-20	¼-20 standoff	\$11.25	4-47
R-S-37575-20	¼-20 standoff	\$12.75	4-47
R-S-38150-6	M6 standoff	\$47.25	4-46
R-S-38150-8	M8 standoff	\$47.25	4-47
R-S-50100-12	M12 standoff	\$74.00	4-47
R-S-50200-12	M12 standoff	\$93.00	4-47
R-S-50300-12	M12 standoff	\$127.00	4-47
R-SA-4-6	Standoff adapter	\$14.75	4-49
R-SA-4-20	Standoff adapter	\$15.75	4-49
R-SA-6-4	Standoff adapter	\$15.50	4-49
R-SA-6-8	Standoff adapter	\$18.50	4-49
R-SA-6-20	Standoff adapter	\$26.75	4-49
R-SA-8-4	Standoff adapter	\$26.75	4-49
R-SA-8-6	Standoff adapter	\$16.75	4-49

Part number	Description	Price	Page number
R-SA-8-12	Standoff adapter	\$37.25	4-49
R-SA-8-20	Standoff adapter	\$16.00	4-49
R-SA-10-6	Standoff adapter	\$26.75	4-49
R-SA-10-8	Standoff adapter	\$37.75	4-49
R-SA-10-20	Standoff adapter	\$37.75	4-49
R-SA-12-58	Standoff adapter	\$53.00	4-49
R-SA-14-4	Standoff adapter	\$16.75	4-49
R-SA-14-6	Standoff adapter	\$26.75	4-49
R-SA-14-8	Standoff adapter	\$17.75	4-49
R-SD-501-20	Delrin® standoff	\$15.00	4-48
R-SD-610-4	Delrin® standoff	\$14.50	4-48
R-SD-751-20	Delrin® standoff	\$16.25	4-48
R-SD-910-4	Delrin® standoff	\$16.25	4-48
R-SD-925-6	Delrin® standoff	\$16.25	4-48
R-SD-1210-4	Delrin® standoff	\$17.50	4-48
R-SD-1325-6	Delrin® standoff	\$14.00	4-48
R-SD-1925-6	Delrin® standoff	\$15.25	4-48
R-SD-3751-20	Delrin® standoff	\$16.00	4-48
R-SP-11-20	Pin standoff	\$26.25	4-48
R-SP-501-20	Pin standoff	\$16.25	4-48
R-SP-610-4	Pin standoff	\$15.50	4-48
R-SP-610-6	Pin standoff	\$15.25	4-48
R-SP-751-20	Pin standoff	\$17.75	4-48
R-SP-910-4	Pin standoff	\$15.75	4-48
R-SP-910-6	Pin standoff	\$15.25	4-48
R-SP-1210-4	Pin standoff	\$15.25	4-48
R-SP-1325-6	Pin standoff	\$16.25	4-48
R-SP-1325-8	Pin standoff	\$16.25	4-48
R-SP-1925-6	Pin standoff	\$27.25	4-48
R-SP-1925-8	Pin standoff	\$25.25	4-48
R-SP-2525-6	Pin standoff	\$26.25	4-48
R-SP-2525-8	Pin standoff	\$32.50	4-48
R-SP-2550-20	Pin standoff	\$15.75	4-48
R-SP-37550-20	Pin standoff	\$13.75	4-48
R-SPD-501-20	Delrin® pin standoff	\$16.50	4-48
R-SPD-910-4	Delrin® pin standoff	\$16.25	4-48
R-SPD-1325-6	Delrin® pin standoff	\$14.75	4-48
R-SR-11-20	Rotator standoff	\$68.75	4-49
R-SR-2525-6	Rotator standoff	\$65.25	4-49
R-STB-13-6	Tooling ball	\$75.00	4-44
R-STB-13-8	Tooling ball	\$74.00	4-44
R-STB-50-20	Tooling ball	\$68.75	4-44
R-T-16-20	¼-20 tower	\$139.00	4-53
R-T-112-20	¼-20 tower	\$177.00	4-53
R-T-224-20	¼-20 tower	\$539.00	4-53
R-T-230-20	¼-20 tower	\$629.00	4-53
R-T-1512-20	¼-20 tower	\$294.00	4-53
R-T-1518-20	¼-20 tower	\$347.00	4-53
R-T-2080-4	M4 tower	\$131.00	4-53

## Alpha-numeric price list

Part number	Description	Price	Page number
R-T-25150-6	M6 tower	\$158.00	4-53
R-T-25150-8	M8 tower	\$158.00	4-53
R-T-25300-6	M6 tower	\$200.00	4-53
R-T-25300-8	M8 tower	\$198.00	4-53
R-T-35300-6	M6 tower	\$310.00	4-53
R-T-35300-8	M8 tower	\$387.00	4-53
R-T-35450-6	M6 tower	\$378.00	4-53
R-T-35450-8	M8 tower	\$370.00	4-53
R-T-50600-6	M6 tower	\$548.00	4-53
R-T-50600-8	M8 tower	\$536.00	4-53
R-T-50750-6	M6 tower	\$638.00	4-53
R-T-50750-8	M8 tower	\$625.00	4-53
R-TB-751-20	Tower block with base	\$68.25	4-54
R-TB-1619-4	Tower block with base	\$68.25	4-54
R-TB-2025-6	Tower block with base	\$79.00	4-54
R-TB-2530-8	Tower block with base	\$94.50	4-54
R-TC-300190-4	Small M4 component tray	\$131.00	4-55
R-TC-300190-6	Small M6 component tray	\$131.00	4-55
R-TC-300190-20	Small ¼-20 component tray	\$149.00	4-55
R-TC-300200	Small component tray	\$152.00	4-55
R-TC-500200	Medium component tray	\$163.00	4-55
R-TC-560500	Large component tray	\$294.00	4-55
R-TCS-300200	Suction cup tray	\$152.00	4-52
R-TM-4836-1-20	Metrology fixture table	\$4,550.00	4-5
R-TM-6036-1-20	Metrology fixture table	\$5,785.00	4-5
R-TM-7248-1-20	Metrology fixture table	\$7,335.00	4-5
R-TM-1200900-25-6	Metrology fixture table	\$4,550.00	4-5
R-TM-1200900-30-8	Metrology fixture table	\$4,550.00	4-5
R-TM-1500900-25-6	Metrology fixture table	\$5,785.00	4-5
R-TM-1500900-30-8	Metrology fixture table	\$5,785.00	4-5
R-TM-18001200-25-6	Metrology fixture table	\$7,335.00	4-5
R-TM-18001200-30-8	Metrology fixture table	\$7,335.00	4-5
RTSAA-KIT	RTS hardware only kit	\$6,281	2-23
RTSAA-S	RTS retrofit kit	Call for price	2-23
R-VC-33-20	Corner viewer	\$60.50	4-43
R-VC-5050-4	Corner viewer	\$50.75	4-43
R-VC-7575-6	Corner viewer	\$57.75	4-43
R-VMB-20510	Micro V block	\$74.50	4-44
R-VMR-631-20	Rotational micro V	\$140.00	4-29
R-VMR-1525-4	Rotational micro V	\$142.00	4-29
R-VMR-1525-6	Rotational micro V	\$147.00	4-29
R-WS-915-6	Wedge stop	\$29.75	4-42
R-WS-1010-4	Wedge stop	\$26.75	4-42
R-WS-37550-20	Wedge stop	\$33.00	4-42
S-8BBR-0052	Ballbar centering device	\$166	5-11
S-8LMS-2124	Linear diagonal measurement fixture kit	\$1,896	5-25
SYS-QC-TRADEIN	Trade-in for QC20 kit	\$7,738	5-9
SYS-XL-UG2	Laser system to XL-80 upgrade	Call for price	5-21
SYS-XL-UPG	ML-10 to XL-80 upgrade	\$19,830	5-21

Part number	Description	Price	Page number
TRACE-1003	Ballbar TRACE kit with 25 mm straight shank	\$1,043	5-11
TRACE-1004	Ballbar TRACE kit with ½ in straight shank	\$1,043	5-11
TRACE-1007	Ballbar TRACE kit with 1 in straight shank	\$1,043	5-11
TRS2-KIT	TRS2 hardware kit	\$2,894	2-27
TRS2-S	TRS2 retrofit kit	Call for price	2-27
TS27R-KIT	TS27R hardware only kit	\$1,605	2-24
TS27R-S	TS27R retrofit kit	Call for price	2-24
UPG-TB10-SERV-1	TB20 upgrade from TB10	\$3,456	5-27
XL80-BASE-RENTAL-US	XL-80 linear rental	\$2,861/week	5-36
XL80-LNAN-RENTAL-US	XL-80 linear and angular rental	\$3,310/week	5-36
XLXR-RENTAL-US	XL80 and XR20 rental	\$5,211/week	5-36
XR20W-CAL-BOX	XR20 packing case	\$75	8-9
XR20W-RENTAL-US	XR20 rental with angular beam splitter	\$2,350/week	5-36
XR20W-UPG	XR20 rotary axis calibrator upgrade	\$17,142	5-33



## Applying innovation since 1973

Renishaw is one of the world's leading engineering and scientific technology companies, with expertise in precision measurement and healthcare.

Our worldwide network of subsidiary companies and distributors provides dedicated global customer support, wherever you are.


### Our principal markets include:



Aerospace



Automotive



Electronics



Energy



Heavy industry



Medical and healthcare




Precision manufacturing



Scientific

[www.renishaw.com](http://www.renishaw.com)

 #renishaw

 847-286-9953

 [usa@renishaw.com](mailto:usa@renishaw.com)

© 2022 Renishaw plc. All rights reserved. RENISHAW® and the probe symbol are registered trade marks of Renishaw plc. Renishaw product names, designations and the mark 'apply innovation' are trade marks of Renishaw plc or its subsidiaries. Other brand, product or company names are trade marks of their respective owners. Renishaw plc. Registered in England and Wales. Company no: 1106260.

Registered office: New Mills, Wotton-under-Edge, Glos, GL12 8JR, UK.

WHILE CONSIDERABLE EFFORT WAS MADE TO VERIFY THE ACCURACY OF THIS DOCUMENT AT PUBLICATION, ALL WARRANTIES, CONDITIONS, REPRESENTATIONS AND LIABILITY, HOWSOEVER ARISING, ARE EXCLUDED TO THE EXTENT PERMITTED BY LAW.

Part no.: H-ALLPRICE  
Issued: 7.2022